

Key Performance Indicators - Birmingham CrossCity CCG

Data Source: PEER, West Midlands Perinatal Institute (Data Period: 1 July 2009 - 3 February 2011)



KPI 1: Early Booking
KPI 2: Continuity of Carer

KPI definitions and targets:
www.pi.nhs.uk/rpnm/lffh_KPI_Evidence_Targets.pdf

GP Practice Name	GP Practice Code	KPI 1a: Completed Assessment < 13 Weeks				KPI 2: Continuity of Carer ^a			
		N	n	%	95% CI	N	n	%	95% CI
WEST MIDLANDS (2011/12 Average)				89.6	89.2 - 89.9			79.2	78.7 - 79.6
BIRMINGHAM CROSSCITY CCG		11010	9070	82.4	81.7 - 83.1	2547	1657	65.1	63.2 - 66.9
Acocks Green Medical Centre	M85736	88	68	77.3	67.5 - 84.8	7	7	*	*
Alum Rock Medical Centre	M85149	172	140	81.4	74.9 - 86.5	15	13	*	*
Amaanah Medical Practice	Y01068	187	163	87.2	81.6 - 91.2	17	13	*	*
Ann Jones Family Health Ctr	M85085	62	46	74.2	62.1 - 83.4	13	7	*	*
Baldwins Lane Surgery	M85118	51	44	86.3	74.3 - 93.2	6	6	*	*
Bartley Green Medical Practice	M85117	123	106	86.2	79.0 - 91.2	32	12	37.5	22.9 - 54.7
Bloomsbury Surgery	M85732	25	11	44.0	26.7 - 62.9	3	3	*	*
Bordesley Green Surgery	M85781	77	52	67.5	56.5 - 76.9	4	4	*	*
Bucklands End Lane Surgery	M85113	84	78	92.9	85.3 - 96.7	14	9	*	*
Bunbury Road Surgery	M85159	67	56	83.6	72.9 - 90.6	12	3	*	*
Cape Hill Medical Centre	M88006	329	195	59.3	53.9 - 64.4	94	68	72.3	62.6 - 80.4
Church Lane - Khan	M85013	22	17	*	*	4	4	*	*
Church Lane Medical Centre	M85111	116	87	75.0	66.4 - 82.0	11	8	*	*
City Road Medical Centre	M85684	34	19	55.9	39.5 - 71.1	4	1	*	*
Cotmore Surgery	M85792	67	55	82.1	71.3 - 89.4	28	23	82.1	64.4 - 92.1
Cotterils Lane Surgery	M85680	37	27	73.0	57.0 - 84.6	4	1	*	*
Coventry Road Medical Ctr	M85699	135	99	73.3	65.3 - 80.1	12	9	*	*
Cranes Park Road Surgery	M85097	56	42	75.0	62.3 - 84.5	5	3	*	*
Dr Bs Sahota'S Practice	M85155	111	98	88.3	81.0 - 93.0	47	44	93.6	82.8 - 97.8
Dr Ds Bhomra'S Practice	M85779	59	49	83.1	71.5 - 90.5	30	24	80.0	62.7 - 90.5
Dr G Horton'S Practice	M85087	192	167	87.0	81.5 - 91.0	93	26	28.0	19.9 - 37.8
Dr Hb Slominski'S Practice	M85738	38	32	84.2	69.6 - 92.6	18	15	*	*
Dr Kt Prasad'S Practice	M85016	32	23	71.9	54.6 - 84.4	12	9	*	*
Dr M Prasad'S Practice	M85158	53	47	88.7	77.4 - 94.7	23	14	*	*
Dr P Gonsalves' Practice	M85786	39	32	82.1	67.3 - 91.0	21	18	*	*
Dr Rs Kumar'S Practice	M85060	187	162	86.6	81.0 - 90.8	87	50	57.5	47.0 - 67.3
Dr S Brinksman & Partners	M85759	66	43	65.2	53.1 - 75.5	18	12	*	*
Dr Sk Ratnam'S Practice	M85791	36	31	86.1	71.3 - 93.9	18	8	*	*
Dudley Park Medical Centre	M85036	118	100	84.7	77.2 - 90.1	13	10	*	*
Erdington Gp Health & Wellbeing Wic	Y03007	3	1	*	*	3	3	*	*
Featherstone Medical Centre	M85693	39	34	87.2	73.3 - 94.4	10	5	*	*
Fernbank Medical Practice	M85677	100	78	78.0	68.9 - 85.0	9	8	*	*
Firs Surgery	M85107	76	65	85.5	75.9 - 91.7	8	8	*	*
Garretts Green Lane Surgery	M85694	30	22	73.3	55.6 - 85.8	1	1	*	*
Gate Medical Centre	M85170	55	43	78.2	65.6 - 87.1	6	6	*	*
Goodrest Croft Surgery	M85092	158	127	80.4	73.5 - 85.8	24	14	*	*
Grange Hill Surgery	Y00075	33	29	87.9	72.7 - 95.2	8	4	*	*
Green Ridge Surgery	M85006	142	120	84.5	77.7 - 89.5	29	22	75.9	57.9 - 87.8
Griffins Brook Medical Centre	M85163	47	40	85.1	72.3 - 92.6	17	6	*	*
Hall Green Health	Y00159	458	406	88.6	85.4 - 91.2	61	31	50.8	38.6 - 62.9
Hobmoor Road Surgery	M85706	28	23	82.1	64.4 - 92.1	0	0	*	*
Hollymoor Medical Centre	M85076	141	124	87.9	81.5 - 92.3	30	23	76.7	59.1 - 88.2
Iridium Medical Practice, Richmond Pcc	Y02893	151	115	76.2	68.8 - 82.3	13	10	*	*
Jiggins Lane Surgery	M85143	144	120	83.3	76.4 - 88.5	51	21	41.2	28.8 - 54.8
Keynell Covert	M85142	25	20	80.0	60.9 - 91.1	5	3	*	*
Khyber Surgery	M85670	95	69	72.6	62.9 - 80.6	10	9	*	*
Kingsbury Road Medical Centre	M85014	57	48	84.2	72.6 - 91.5	28	26	92.9	77.4 - 98.0
Lea Village Medical Centre	M85776	116	83	71.6	62.8 - 79.0	13	12	*	*
Leach Heath Medical Centre	M85027	159	144	90.6	85.0 - 94.2	39	26	66.7	51.0 - 79.4
Ley Hill Surgery	M85730	71	57	80.3	69.6 - 87.9	20	6	*	*
Lordswood House Group Medical Practice	M85028	484	398	82.2	78.6 - 85.4	147	73	49.7	41.7 - 57.6
M M P South Birmingham	M85003	249	216	86.7	82.0 - 90.4	55	43	78.2	65.6 - 87.1
Maypole Health Centre A	M85059	35	30	85.7	70.6 - 93.7	9	7	*	*
Maypole Health Surgery Y	M85179	62	55	88.7	78.5 - 94.4	8	4	*	*
Millennium Medical Centre	M85023	226	192	85.0	79.7 - 89.0	59	38	64.4	51.7 - 75.4
Mirfield Surgery - Sahay	M85746	41	31	75.6	60.7 - 86.2	5	5	*	*
Mirfield Surgery-Goldstein	M85008	46	40	87.0	74.3 - 93.9	4	4	*	*
Mmp-Birmingham North East	M85063	837	758	90.6	88.4 - 92.4	351	254	72.4	67.5 - 76.8
Moseley Medical Centre	M85021	61	48	78.7	66.9 - 87.1	12	9	*	*
Naseby Medical Centre	M85722	124	104	83.9	76.4 - 89.3	16	8	*	*
Nazki Mt & Mir A	M85716	134	118	88.1	81.5 - 92.5	60	46	76.7	64.6 - 85.6
Northfield Health Centre F	M85030	207	172	83.1	77.4 - 87.6	45	18	40.0	27.0 - 54.5
Northfield Health Centre Z	M85052	114	98	86.0	78.4 - 91.2	23	7	*	*
Oakleaf	Y02794	5	3	*	*	1	1	*	*
Omnia Practice	M85034	307	265	86.3	82.0 - 89.7	31	25	80.6	63.7 - 90.8
Pak Health Centre- R.Bhatti	M85739	99	82	82.8	74.2 - 89.0	9	9	*	*
Pak Health Centre-Alvi	M85139	31	24	77.4	60.2 - 88.6	1	0	*	*
Pearl Medical Centre	M85803	251	199	79.3	73.8 - 83.8	26	23	88.5	71.0 - 96.0
Perry Park Surgery	M85624	114	90	78.9	70.6 - 85.4	57	51	89.5	78.9 - 95.1
Poplar Primary Care Centre	Y02571	4	3	*	*	3	2	*	*
Reservoir Road Surgery	M85070	159	135	84.9	78.5 - 89.6	64	53	82.8	71.8 - 90.1
Ridgacre House Surgery	M85172	175	150	85.7	79.8 - 90.1	43	21	48.8	34.6 - 63.2
Rowlands Road Surgery	M85171	26	22	84.6	66.5 - 93.8	0	0	*	*
Saltley Centre For H/C-S.N.	M85704	73	66	90.4	81.5 - 95.3	6	4	*	*
Saltley Centre For Health Care	M85110	121	100	82.6	74.9 - 88.4	11	7	*	*
Shenley Green Surgery	M85062	81	68	84.0	74.5 - 90.4	20	6	*	*
Sherwood House Medical Practice	M88020	266	222	83.5	78.5 - 87.4	62	22	35.5	24.7 - 47.9
Small Heath Medical Practice	M85108	113	75	66.4	57.3 - 74.4	8	6	*	*
Sparkhill Surgery	M85015	15	11	*	*	2	2	*	*
Surgery Aubery Road	M85749	45	34	75.6	61.3 - 85.8	1	1	*	*
Swanswell Medical Centre	M85177	84	65	77.4	67.4 - 85.0	10	9	*	*
The Dove Medical Practice	M85081	183	157	85.8	80.0 - 90.1	75	43	57.3	46.1 - 67.9
The Dovecote Surgery	M85689	26	24	92.3	75.9 - 97.9	6	2	*	*
The Kingstanding Community Practice	Y02988	2	1	*	*	1	1	*	*
The Park Medical Centre	M85005	188	122	64.9	57.8 - 71.4	16	10	*	*
The Sheldon Medical Centre	M85770	36	32	88.9	74.7 - 95.6	7	3	*	*
The St.Clements Surgery	M85053	145	108	74.5	66.8 - 80.9	26	21	80.8	62.1 - 91.5
The Swan Medical Centre	M85011	65	58	89.2	79.4 - 94.7	7	6	*	*
The Vesey Practice	M85068	148	140	94.6	89.7 - 97.2	50	46	92.0	81.2 - 96.8
University Medical Practice	M85167	74	62	83.8	73.8 - 90.5	16	2	*	*
University Southgate Practice	M85782	20	18	*	*	5	1	*	*
Victoria Road Surgery	M85105	52	45	86.5	74.7 - 93.3	9	7	*	*
Wake Green Surgery	M85074	180	157	87.2	81.6 - 91.3	37	26	70.3	54.2 - 82.5
Ward End Medical Centre	M85066	105	85	81.0	72.4 - 87.3	18	13	*	*
Woodgate Valley Health Centre	M85035	115	95	82.6	74.7 - 88.5	31	18	58.1	40.8 - 73.6
Yardley Green Medical Ctr-Lewis	M85061	140	105	75.0	67.2 - 81.4	13	7	*	*
Yardley Medical Centre	M85094	19	13	*	*	2	2	*	*
Yardley Wood Health Centre	M85018	132	119	90.2	83.9 - 94.2	29	23	79.3	61.6 - 90.2

* Rates for practices with N<25 not calculated

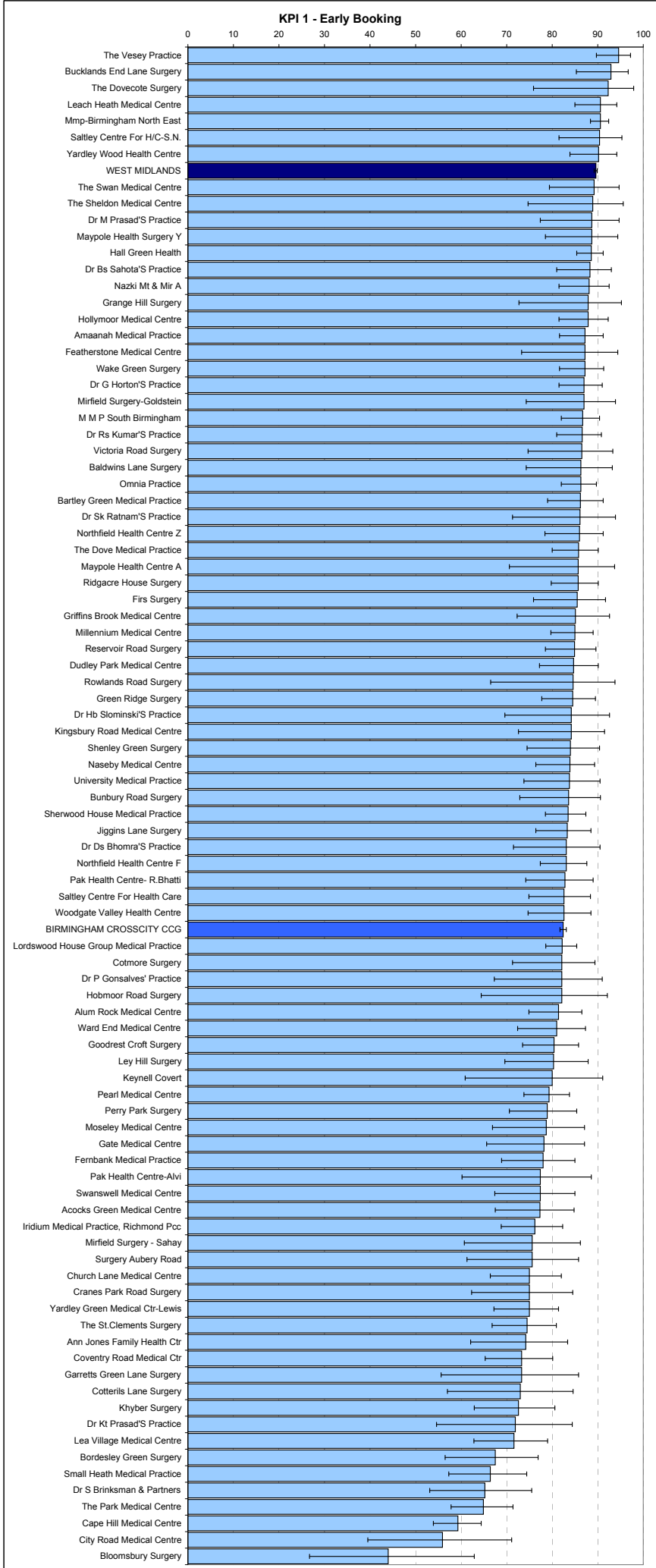
^a From Sept. 2010 only, with definition of 'continuity' including 2 midwives

Key Performance Indicators - Birmingham CrossCity CCG

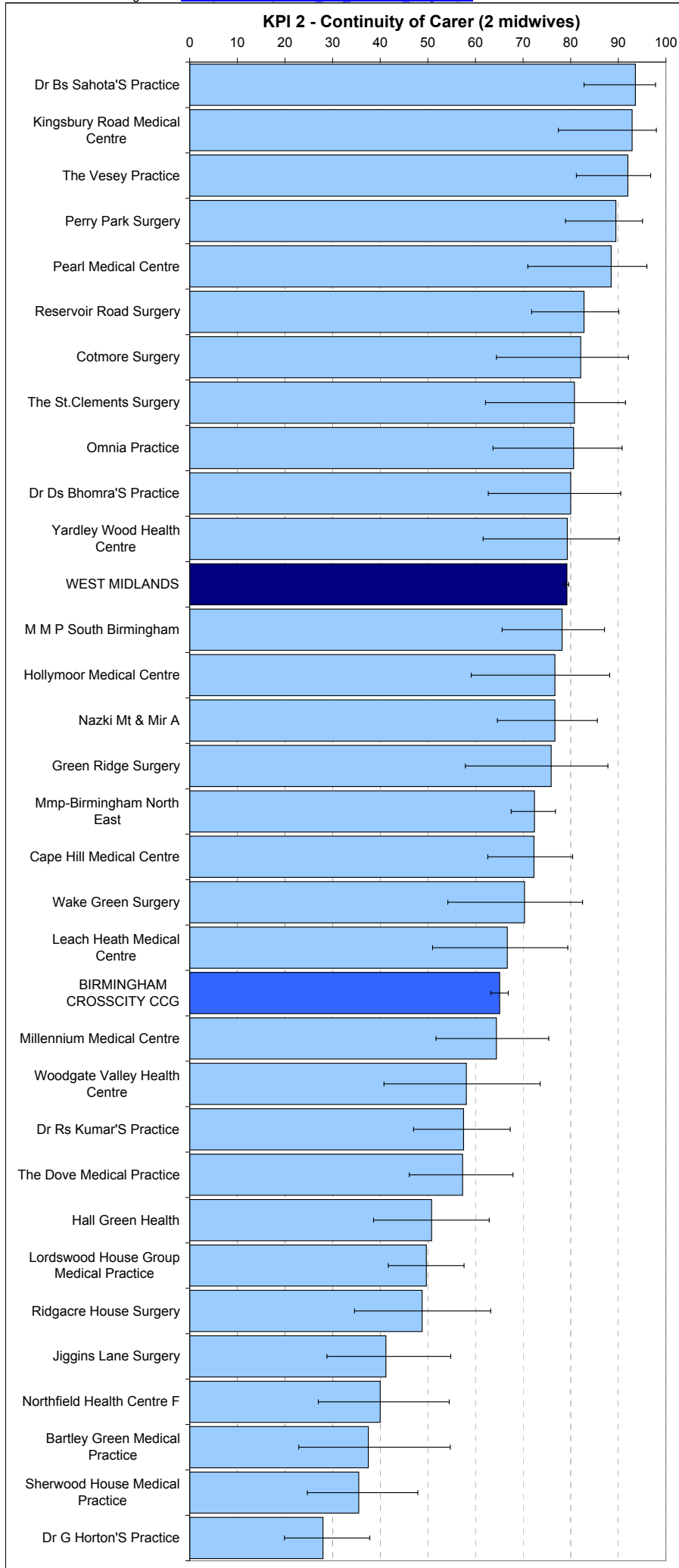
Data Source: PEER, West Midlands Perinatal Institute

Data Period: 1 July 2009 - 3 February 2011

KPI definitions and targets: www.pi.nhs.uk/rpm/lfh_KPI_Evidence_Targets.pdf



* Rates displayed for practices with N >= 25 only



* Rates displayed for practices with N >= 25 only

Key Performance Indicators - Birmingham CrossCity CCG

Data Source: PEER, West Midlands Perinatal Institute (Data Period: 1 July 2009 - 3 February 2011)



KPI 4a - Smoking at Booking

KPI definitions and targets:

KPI 4b: Smoking at Delivery

www.pi.nhs.uk/rpnm/lfh/KPI_Evidence_Targets.pdf

NB: KPI 4c: Smoking Cessation: Rates not shown by practice because of small numbers

(CCG Average: 26.9% WM Average: 27.1%)

GP Practice Name	GP Practice Code	KPI 4a: Smoking at Booking				KPI 4b: Smoking at Delivery				
		N	n	%	95% CI	N	n	%	95% CI	
WEST MIDLANDS (2011/12 Average)					19.3				14.3	13.9 - 14.8
BIRMINGHAM CROSSCITY CCG		11229	1986	17.7	17.0 - 18.4	8974	1127	12.6	11.9 - 13.3	
Acocks Green Medical Centre	M85736	89	17	19.1	12.3 - 28.5	63	6	9.5	4.4 - 19.3	
Alum Rock Medical Centre	M85149	178	4	2.2	0.9 - 5.6	162	2	1.2	0.3 - 4.4	
Amaanah Medical Practice	Y01068	194	23	11.9	8.0 - 17.2	167	9	5.4	2.9 - 9.9	
Ann Jones Family Health Ctr	M85085	62	3	4.8	1.7 - 13.3	45	1	2.2	0.4 - 11.6	
Baldwins Lane Surgery	M85118	52	6	11.5	5.4 - 23.0	36	3	8.3	2.9 - 21.8	
Bartley Green Medical Practice	M85117	122	42	34.4	26.6 - 43.2	98	23	23.5	16.2 - 32.8	
Bloomsbury Surgery	M85732	25	6	24.0	11.5 - 43.4	22	2	9.1	1.8 - 20.4	
Bordesley Green Surgery	M85781	79	2	2.5	0.7 - 8.8	71	0	0.0	0.0 - 5.1	
Bucklands End Lane Surgery	M85113	84	17	20.2	13.0 - 30.0	62	9	14.5	7.8 - 25.3	
Bunbury Road Surgery	M85159	68	14	20.6	12.7 - 31.6	52	5	9.6	4.2 - 20.6	
Cape Hill Medical Centre	M88006	329	44	13.4	10.1 - 17.5	271	25	9.2	6.3 - 13.3	
Church Lane - Khan	M85013	23	5	*	*	17	2	11.8	2.5 - 27.1	
Church Lane Medical Centre	M85111	123	37	30.1	22.7 - 38.7	94	25	26.6	18.7 - 36.3	
City Road Medical Centre	M85684	35	5	14.3	6.3 - 29.4	27	3	11.1	3.9 - 28.1	
Cotmore Surgery	M85792	67	19	28.4	19.0 - 40.1	56	15	26.8	17.0 - 39.6	
Cottens Lane Surgery	M85680	38	3	7.9	2.7 - 20.8	32	1	3.1	0.6 - 15.7	
Coventry Road Medical Ctr	M85699	141	12	8.5	4.9 - 14.3	110	6	5.5	2.5 - 11.4	
Cranes Park Road Surgery	M85097	65	15	23.1	14.5 - 34.6	44	7	15.9	7.9 - 29.4	
Dr Bs Sahota'S Practice	M85155	112	39	34.8	26.6 - 44.0	93	23	24.7	17.1 - 34.4	
Dr Ds Bhomra'S Practice	M85779	59	19	32.2	21.7 - 44.9	50	11	22.0	12.8 - 35.2	
Dr G Horton'S Practice	M85087	198	60	30.3	24.3 - 37.0	162	43	26.5	20.3 - 33.8	
Dr Hb Slominski'S Practice	M85738	41	3	7.3	2.5 - 19.4	40	1	2.5	0.4 - 12.9	
Dr Kt Prasad'S Practice	M85016	34	9	26.5	14.6 - 43.1	28	5	17.9	7.9 - 35.6	
Dr M Prasad'S Practice	M85158	53	10	18.9	10.6 - 31.4	41	4	9.8	3.9 - 22.5	
Dr P Gonsalves' Practice	M85786	40	11	27.5	16.1 - 42.8	34	5	14.7	6.4 - 30.1	
Dr Rs Kumar'S Practice	M85060	187	34	18.2	13.3 - 24.3	161	24	14.9	10.2 - 21.2	
Dr S Brinkman & Partners	M85759	66	12	18.2	10.7 - 29.1	55	7	12.7	6.3 - 24.0	
Dr Sk Ratnam'S Practice	M85791	35	4	11.4	4.5 - 26.0	29	3	10.3	3.6 - 26.4	
Dudley Park Medical Centre	M85036	116	17	14.7	9.4 - 22.2	91	9	9.9	5.3 - 17.7	
Erdington Gp Health & Wellbeing Wic	Y03007	3	2	*	*	1	1	100.0	*	
Featherstone Medical Centre	M85693	39	4	10.3	4.1 - 23.6	29	3	10.3	3.6 - 26.4	
Fernbank Medical Practice	M85677	103	4	3.9	1.5 - 9.6	89	2	2.2	0.6 - 7.8	
Firs Surgery	M85107	81	20	24.7	16.6 - 35.1	61	13	21.3	12.9 - 33.1	
Garretts Green Lane Surgery	M85694	35	11	31.4	18.6 - 48.0	25	6	24.0	11.5 - 43.4	
Gate Medical Centre	M85170	58	2	3.4	1.0 - 11.7	44	1	2.3	0.4 - 11.8	
Goodrest Croft Surgery	M85092	159	59	37.1	30.0 - 44.8	119	28	23.5	16.8 - 31.9	
Grange Hill Surgery	Y00075	33	8	24.2	12.8 - 41.0	27	3	11.1	3.9 - 28.1	
Green Ridge Surgery	M85006	143	39	27.3	20.6 - 35.1	113	19	16.8	11.0 - 24.8	
Griffins Brook Medical Centre	M85163	47	9	19.1	10.4 - 32.5	35	5	14.3	6.3 - 29.4	
Hall Green Health	Y00159	460	56	12.2	9.5 - 15.5	321	25	7.8	5.3 - 11.2	
Hobmoor Road Surgery	M85706	30	4	13.3	5.3 - 29.7	24	1	4.2	0.8 - 14.0	
Hollymoor Medical Centre	M85076	138	33	23.9	17.6 - 31.7	118	20	16.9	11.2 - 24.7	
Iridium Medical Practice, Richmond Pcc	Y02893	176	31	17.6	12.7 - 23.9	141	19	13.5	8.8 - 20.1	
Jiggins Lane Surgery	M85143	143	39	27.3	20.6 - 35.1	98	13	13.3	7.9 - 21.4	
Keynell Covert	M85142	24	8	33.3	18.8 - 50.0	22	3	13.6	5.3 - 30.1	
Khyber Surgery	M85670	95	3	3.2	1.1 - 8.9	82	0	0.0	0.0 - 4.5	
Kingsbury Road Medical Centre	M85014	60	10	16.7	9.3 - 28.0	50	7	14.0	7.0 - 26.2	
Lea Village Medical Centre	M85776	126	29	23.0	16.5 - 31.1	113	19	16.8	11.0 - 24.8	
Leach Heath Medical Centre	M85027	161	44	27.3	21.0 - 34.7	126	28	22.2	15.8 - 30.2	
Ley Hill Surgery	M85730	71	25	35.2	25.1 - 46.8	55	13	23.6	14.4 - 36.3	
Lordswood House Group Medical Practice	M85028	485	74	15.3	12.3 - 18.7	374	43	11.5	8.6 - 15.1	
M M P South Birmingham	M85003	251	45	17.9	13.7 - 23.1	187	23	12.3	8.3 - 17.8	
Maypole Health Centre A	M85059	35	8	22.9	12.1 - 39.0	21	2	9.5	2.5 - 21.2	
Maypole Health Surgery Y	M85179	66	20	30.3	20.6 - 42.2	54	11	20.4	11.8 - 32.9	
Millennium Medical Centre	M85023	228	84	36.8	30.8 - 43.3	173	36	20.8	15.4 - 27.5	
Mirfield Surgery - Sahay	M85746	41	15	36.6	23.6 - 51.9	28	8	28.6	15.3 - 47.1	
Mirfield Surgery-Goldstein	M85008	49	19	38.8	26.4 - 52.8	35	13	37.1	23.2 - 53.7	
Mmp-Birmingham North East	M85063	837	168	20.1	17.5 - 22.9	702	115	16.4	13.8 - 19.3	
Moseley Medical Centre	M85021	58	1	1.7	0.3 - 9.1	48	2	4.2	1.2 - 14.0	
Naseby Medical Centre	M85722	127	1	0.8	0.1 - 4.3	105	0	0.0	0.0 - 3.5	
Nazki Mt & Mir A	M85716	135	22	16.3	11.0 - 23.4	113	16	14.2	8.9 - 21.8	
Northfield Health Centre F	M85030	207	64	30.9	25.0 - 37.5	169	36	21.3	15.8 - 28.1	
Northfield Health Centre Z	M85052	114	20	17.5	11.7 - 25.6	90	5	5.6	2.4 - 12.4	
Oakleaf	Y02794	5	0	0.0	0.0 - 10.0	6	0	0.0	0.0 - 10.0	
Omnia Practice	M85034	312	39	12.5	9.3 - 16.6	241	22	9.1	6.1 - 13.4	
Pak Health Centre- R.Bhatti	M85739	105	8	7.6	3.9 - 14.3	82	3	3.7	1.3 - 10.2	
Pak Health Centre-Alvi	M85139	31	0	0.0	0.0 - 11.0	23	0	0.0	0.0 - 10.0	
Pearl Medical Centre	M85803	277	26	9.4	6.5 - 13.4	223	12	5.4	3.1 - 9.2	
Perry Park Surgery	M85624	116	27	23.3	16.5 - 31.7	97	22	22.7	15.5 - 32.0	
Poplar Primary Care Centre	Y02571	4	0	0.0	0.0 - 10.0	1	0	0.0	0.0 - 10.0	
Reservoir Road Surgery	M85070	160	28	17.5	12.4 - 24.1	121	11	9.1	5.2 - 15.5	
Ridgacre House Surgery	M85172	176	34	19.3	14.2 - 25.8	149	22	14.8	10.0 - 21.3	
Rowlands Road Surgery	M85171	29	5	17.2	7.6 - 34.5	26	4	15.4	6.2 - 33.5	
Saltley Centre For H/C-S.N.	M85704	78	4	5.1	2.0 - 12.5	62	2	3.2	0.9 - 11.0	
Saltley Centre For Health Care	M85110	120	9	7.5	4.0 - 13.6	100	4	4.0	1.6 - 9.8	
Shenley Green Surgery	M85062	81	21	25.9	17.6 - 36.4	63	14	22.2	13.7 - 33.9	
Sherwood House Medical Practice	M88020	266	17	6.4	4.0 - 10.0	223	8	3.6	1.8 - 6.9	
Small Heath Medical Practice	M85108	121	13	10.7	6.4 - 17.5	108	8	7.4	3.8 - 13.9	
Sparkhill Surgery	M85015	16	2	12.5	3.5 - 29.0	11	1	9.1	1.8 - 20.4	
Surgery Aubery Road	M85749	58	2	3.4	1.0 - 11.7	43	0	0.0	0.0 - 8.2	
Swanswell Medical Centre	M85177	89	17	19.1	12.3 - 28.5	66	13	19.7	11.9 - 30.8	
The Dove Medical Practice	M85081	185	46	24.9	19.2 - 31.6	146	29	19.9	14.2 - 27.1	
The Dovecote Surgery	M85689	26	1	3.8	0.7 - 18.9	21	0	0.0	0.0 - 10.0	
The Kingstanding Community Practice	Y02988	2	0	0.0	0.0 - 10.0	2	0	0.0	0.0 - 10.0	
The Park Medical Centre	M85005	202	12	5.9	3.4 - 10.1	173	9	5.2	2.8 - 9.6	
The Sheldon Medical Centre	M85770	37	7	18.9	9.5 - 34.2	25	4	16.0	6.4 - 34.7	
The St.Clements Surgery	M85053	147	9	6.1	3.3 - 11.2	117	5	4.3	1.8 - 9.6	
The Swan Medical Centre	M85011	68	12	17.6	10.4 - 28.4	55	5	9.1	3.9 - 19.6	
The Vesey Practice	M85068	129	18	14.0	9.0 - 21.0	119	13	10.9	6.5 - 17.8	
University Medical Practice	M85167	74	1	1.4	0.2 - 7.3	57	1	1.8	0.4 - 5.1	
University Southgate Practice	M85782	20	4	20.0	8.8 - 40.0	15	5	33.3	16.7 - 50.0	
Victoria Road Surgery	M85105	54	8	14.8	7.7 - 26.6	42	4	9.5	3.8 - 22.1	
Wake Green Surgery	M85074	180	16	8.9	5.5 - 14.0	144	11	7.6	4.3 - 13.2	
Ward End Medical Centre	M85066	111	26	23.4	16.5 - 32.1	92	15	16.3	10.1 - 25.2	
Woodgate Valley Health Centre	M85035	114	29	25.4	18.3 - 34.1	86	20	23.3	15.6 - 33.2	
Yardley Green Medical Ctr-Lewis	M85061	150	29	19.3	13.8 - 26.4	120	19	15.8	10.4 - 23.4	
Yardley Medical Centre	M85094	20	7	35.0	18.8 - 50.0	12	3	25.0	12.5 - 45.0	
Yardley Wood Health Centre	M85018	133	36	27.1	20.2 - 35.2	98	20	20.4	13.6 - 29.4	

* Rates for practices with N<25 not calculated

Key Performance Indicators - Birmingham CrossCity CCG

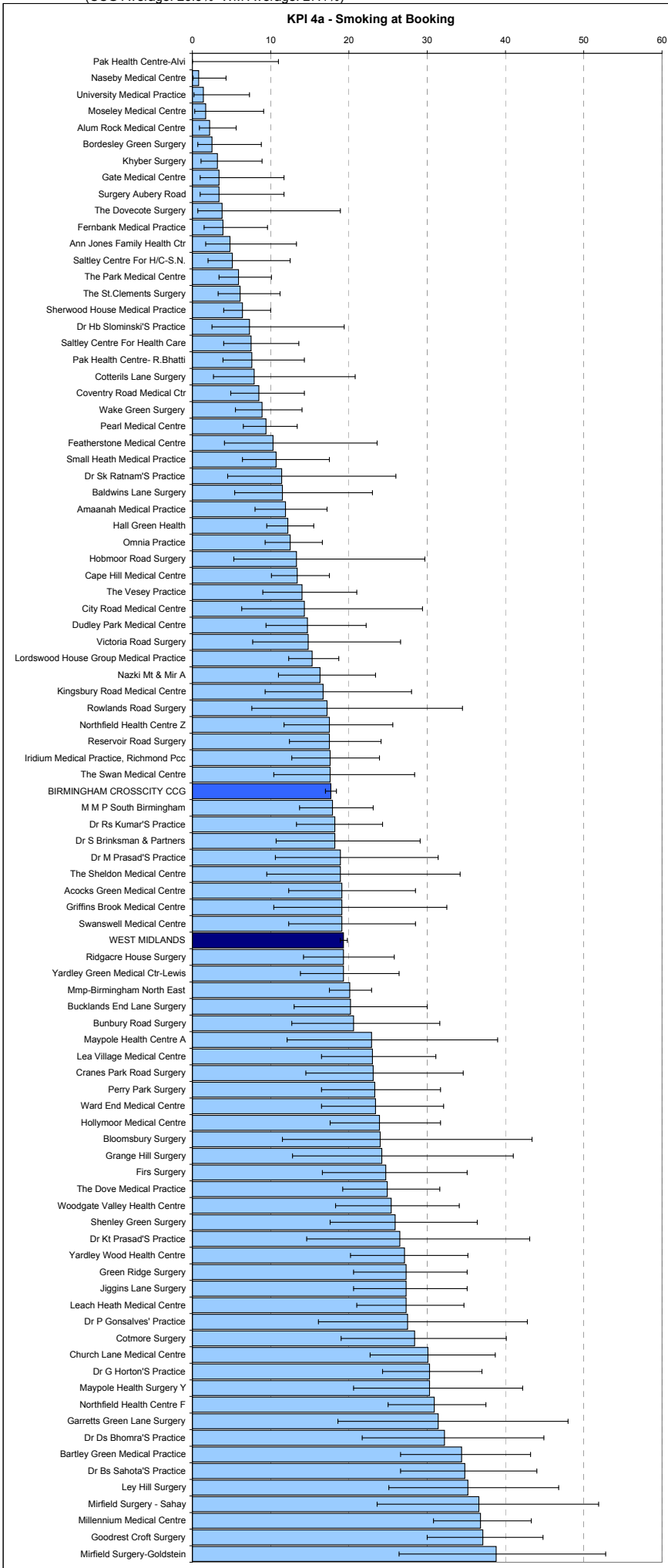
Data Source: PEER, West Midlands Perinatal Institute

Data Period: 1 July 2009 - 3 February 2011

KPI definitions and targets: www.pi.nhs.uk/rpnm/lfh_KPI_Evidence_Targets.pdf

NB: KPI 4c: Smoking Cessation: Rates not shown by practice due to small numbers

(CCG Average: 26.9% WM Average: 27.1%)



* Rates displayed for practices with N >= 25 only

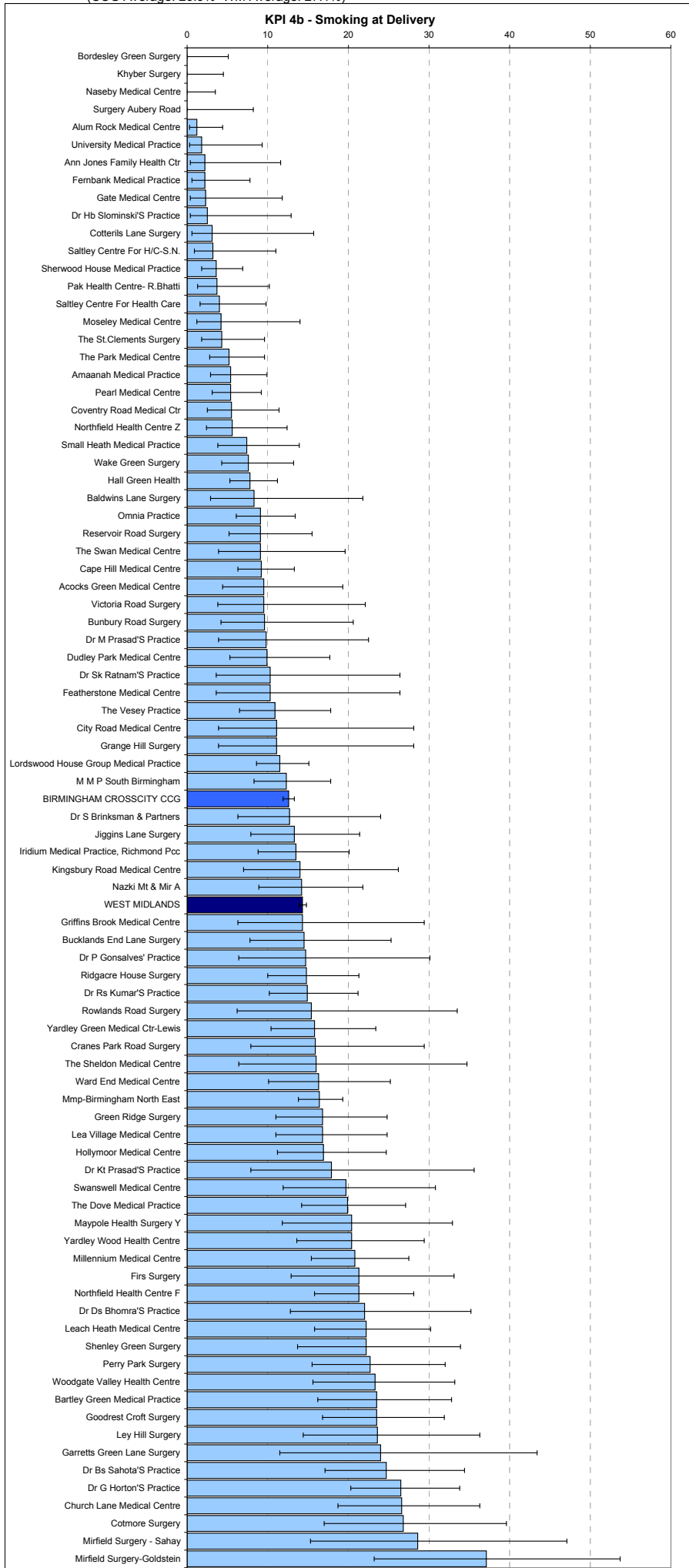
Key Performance Indicators - Birmingham CrossCity CCG

Data Source: PEER, West Midlands Perinatal Institute

Data Period: 1 July 2009 - 3 February 2011

KPI definitions and targets: www.pi.nhs.uk/rpnm/lfh_KPI_Evidence_Targets.pdf

NB: KPI 4c: Smoking Cessation: Rates not shown by practice due to small numbers
(CCG Average: 26.9% WM Average: 27.1%)



* Rates displayed for practices with N >= 25 only

Key Performance Indicators - Birmingham CrossCity CCG

Data Source: PEER, West Midlands Perinatal Institute (Data Period: 1 July 2009 - 3 February 2011)



KPI 3a: Prevalence of IUGR at birth

KPI definitions and targets:

KPI 5: Breastfeeding Initiation < 48 Hrs

www.pi.nhs.uk/rpnm/lffh_KPI_Evidence_Targets.pdf

NB: KPI 3b: Antenatal Detection of IUGR: Rates not shown by practice because of small numbers

(CCG Average: 31.0% WM Average: 31.8%)

GP Practice Name	GP Practice Code	KPI 3a: Intrauterine Growth Restriction (IUGR) at birth (cust cent <10)				KPI 5: Breastfeeding Initiation < 48 Hrs			
		N	n	%	95% CI	N	n	%	95% CI
WEST MIDLANDS (2011/12 Average)		10912	1539	13.8	13.4 - 14.2			60.5	59.9 - 61.1
BIRMINGHAM CROSSCITY CCG						9230	5394	58.4	57.4 - 59.4
Aococks Green Medical Centre	M85736	87	12	13.8	8.1 - 22.6	79	49	62.0	51.0 - 71.9
Alum Rock Medical Centre	M85149	172	27	15.7	11.0 - 21.9	136	62	45.6	37.5 - 54.0
Amaanah Medical Practice	Y01068	190	22	11.6	7.8 - 16.9	153	92	60.1	52.2 - 67.5
Ann Jones Family Health Ctr	M85085	62	8	12.9	6.7 - 23.4	53	31	58.5	45.1 - 70.7
Baldwins Lane Surgery	M85118	50	5	10.0	4.3 - 21.4	42	25	59.5	44.5 - 73.0
Bartley Green Medical Practice	M85117	122	24	19.7	13.6 - 27.6	106	43	40.6	31.7 - 50.1
Bloomsbury Surgery	M85732	22	2	*	*	17	10	*	*
Bordesley Green Surgery	M85781	80	10	12.5	6.9 - 21.5	65	33	50.8	38.9 - 62.5
Bucklands End Lane Surgery	M85113	82	11	13.4	7.7 - 22.4	68	44	64.7	52.8 - 75.0
Bunbury Road Surgery	M85159	67	9	13.4	7.2 - 23.6	56	31	55.4	42.4 - 67.6
Cape Hill Medical Centre	M88006	311	48	15.4	11.8 - 19.9	207	139	67.1	60.5 - 73.2
Church Lane - Khan	M85013	22	5	*	*	19	9	*	*
Church Lane Medical Centre	M85111	120	19	15.8	10.4 - 23.4	98	47	48.0	38.3 - 57.7
City Road Medical Centre	M85684	34	5	14.7	6.4 - 30.1	24	18	*	*
Cotmore Surgery	M85792	65	9	13.8	7.5 - 24.3	44	25	56.8	42.2 - 70.3
Cotterils Lane Surgery	M85680	36	6	16.7	7.9 - 31.9	30	19	63.3	45.5 - 78.1
Coventry Road Medical Ctr	M85699	140	15	10.7	6.6 - 16.9	121	56	46.3	37.6 - 55.1
Cranes Park Road Surgery	M85097	66	9	13.6	7.3 - 23.9	56	30	53.6	40.7 - 66.0
Dr Bs Sahota'S Practice	M85155	106	19	17.9	11.8 - 26.3	82	35	42.7	32.5 - 53.5
Dr Ds Bhomra'S Practice	M85779	55	8	14.5	7.6 - 26.2	37	14	37.8	24.1 - 53.9
Dr G Horton'S Practice	M85087	186	22	11.8	7.9 - 17.3	133	71	53.4	44.9 - 61.6
Dr Hb Slominski'S Practice	M85738	39	3	7.7	2.7 - 20.3	35	26	74.3	57.9 - 85.8
Dr Kt Prasad'S Practice	M85016	32	4	12.5	5.0 - 28.1	21	9	*	*
Dr M Prasad'S Practice	M85158	48	7	14.6	7.2 - 27.2	38	21	55.3	39.7 - 69.9
Dr P Gonsalves' Practice	M85786	37	3	8.1	2.8 - 21.3	29	17	58.6	40.7 - 74.5
Dr Rs Kumar'S Practice	M85060	180	20	11.1	7.3 - 16.5	138	82	59.4	51.1 - 67.3
Dr S Brinksman & Partners	M85759	65	7	10.8	5.3 - 20.6	48	33	68.8	54.7 - 80.1
Dr Sk Ratnam'S Practice	M85791	33	3	9.1	3.1 - 23.6	26	14	53.8	35.5 - 71.2
Dudley Park Medical Centre	M85036	117	11	9.4	5.3 - 16.1	107	66	61.7	52.2 - 70.3
Erdington Gp Health & Wellbeing Wic	Y03007	3	2	*	*	3	2	*	*
Featherstone Medical Centre	M85693	38	5	13.2	5.8 - 27.3	34	24	70.6	53.8 - 83.2
Fernbank Medical Practice	M85677	101	11	10.9	6.2 - 18.5	81	50	61.7	50.8 - 71.6
Firs Surgery	M85107	77	11	14.3	8.2 - 23.8	69	34	49.3	37.8 - 60.8
Garretts Green Lane Surgery	M85694	34	6	17.6	8.3 - 33.5	31	11	35.5	21.1 - 53.1
Gate Medical Centre	M85170	56	11	19.6	11.3 - 31.8	49	27	55.1	41.3 - 68.1
Goodrest Croft Surgery	M85092	151	21	13.9	9.3 - 20.3	141	59	41.8	34.0 - 50.1
Grange Hill Surgery	Y00075	33	6	18.2	8.6 - 34.4	28	18	64.3	45.8 - 79.3
Green Ridge Surgery	M85006	141	33	23.4	17.2 - 31.0	130	75	57.7	49.1 - 65.8
Griffins Brook Medical Centre	M85163	47	10	21.3	12.0 - 34.9	37	24	64.9	48.8 - 78.2
Hall Green Health	Y00159	451	60	13.3	10.5 - 16.8	382	239	62.6	57.6 - 67.3
Hobmoor Road Surgery	M85706	30	4	13.3	5.3 - 29.7	23	14	*	*
Hollymoor Medical Centre	M85076	135	17	12.6	8.0 - 19.2	130	69	53.1	44.5 - 61.4
Iridium Medical Practice, Richmond Pcc	Y02893	170	27	15.9	11.2 - 22.1	130	66	50.8	42.3 - 59.2
Jiggins Lane Surgery	M85143	142	22	15.5	10.5 - 22.3	127	66	52.0	43.3 - 60.5
Keynell Covert	M85142	23	3	*	*	25	11	44.0	26.7 - 62.9
Khyber Surgery	M85670	94	12	12.8	7.5 - 21.0	83	40	48.2	37.8 - 58.8
Kingsbury Road Medical Centre	M85014	54	5	9.3	4.0 - 19.9	44	31	70.5	55.8 - 81.8
Lea Village Medical Centre	M85776	122	21	17.2	11.5 - 24.9	112	53	47.3	38.3 - 56.5
Leach Heath Medical Centre	M85027	159	26	16.4	11.4 - 22.9	144	74	51.4	43.3 - 59.4
Ley Hill Surgery	M85730	69	11	15.9	9.1 - 26.3	61	30	49.2	37.1 - 61.4
Lordswood House Group Medical Practice	M85028	481	54	11.2	8.7 - 14.4	433	313	72.3	67.9 - 76.3
M M P South Birmingham	M85003	250	26	10.4	7.2 - 14.8	220	148	67.3	60.8 - 73.1
Maypole Health Centre A	M85059	35	3	8.6	3.0 - 22.4	31	16	51.6	34.8 - 68.0
Maypole Health Surgery Y	M85179	62	6	9.7	4.5 - 19.5	63	29	46.0	34.3 - 58.2
Millennium Medical Centre	M85023	226	51	22.6	17.6 - 28.4	202	84	41.6	35.0 - 48.5
Mirfield Surgery - Sahay	M85746	38	6	15.8	7.4 - 30.4	32	14	43.8	28.2 - 60.7
Mirfield Surgery-Goldstein	M85008	48	13	27.1	16.6 - 41.0	46	15	32.6	20.9 - 47.0
Mmp-Birmingham North East	M85063	787	103	13.1	10.9 - 15.6	684	420	61.4	57.7 - 65.0
Moseley Medical Centre	M85021	59	11	18.6	10.7 - 30.4	51	44	86.3	74.3 - 93.2
Naseby Medical Centre	M85722	127	22	17.3	11.7 - 24.8	102	43	42.2	33.0 - 51.9
Nazki Mt & Mir A	M85716	120	14	11.7	7.1 - 18.6	110	66	60.0	50.7 - 68.7
Northfield Health Centre F	M85030	204	42	20.6	15.6 - 26.7	181	90	49.7	42.5 - 56.9
Northfield Health Centre Z	M85052	113	16	14.2	8.9 - 21.8	98	54	55.1	45.2 - 64.6
Oakleaf	Y02794	5	0	*	*	5	4	*	*
Omnia Practice	M85034	307	34	11.1	8.0 - 15.1	267	171	64.0	58.1 - 69.6
Pak Health Centre- R.Bhatti	M85739	101	20	19.8	13.2 - 28.6	80	41	51.3	40.5 - 61.9
Pak Health Centre-Alvi	M85139	30	3	10.0	3.5 - 25.6	29	15	51.7	34.4 - 68.6
Pearl Medical Centre	M85803	268	39	14.6	10.8 - 19.3	221	123	55.7	49.1 - 62.1
Perry Park Surgery	M85624	106	9	8.5	4.5 - 15.4	78	43	55.1	44.1 - 65.7
Poplar Primary Care Centre	Y02571	4	0	*	*	3	3	*	*
Reservoir Road Surgery	M85070	156	19	12.2	7.9 - 18.2	117	80	68.4	59.5 - 76.1
Ridgacre House Surgery	M85172	175	26	14.9	10.3 - 20.9	159	99	62.3	54.5 - 69.4
Rowlands Road Surgery	M85171	29	6	20.7	9.8 - 38.4	25	12	48.0	30.0 - 66.5
Saltley Centre For H/C-S.N.	M85704	74	18	24.3	16.0 - 35.2	62	25	40.3	28.0 - 52.7
Saltley Centre For Health Care	M85110	120	21	17.5	11.7 - 25.3	94	57	60.6	50.5 - 69.9
Shenley Green Surgery	M85062	80	13	16.3	9.7 - 25.8	75	46	61.3	50.0 - 71.5
Sherwood House Medical Practice	M88020	261	34	13.0	9.5 - 17.7	208	165	79.3	73.3 - 84.3
Small Heath Medical Practice	M85108	120	20	16.7	11.1 - 24.3	97	58	59.8	49.8 - 69.0
Sparkhill Surgery	M85015	14	2	*	*	14	7	*	*
Surgery Aubery Road	M85749	56	11	19.6	11.3 - 31.8	43	23	53.5	38.9 - 67.5
Swanswell Medical Centre	M85177	87	8	9.2	4.7 - 17.1	84	49	58.3	47.7 - 68.3
The Dove Medical Practice	M85081	173	28	16.2	11.4 - 22.4	152	88	57.9	49.9 - 65.5
The Dovecote Surgery	M85689	26	0	*	*	26	18	69.2	50.0 - 83.5
The Kingstanding Community Practice	Y02988	2	0	*	*	1	0	*	*
The Park Medical Centre	M85005	198	23	11.6	7.9 - 16.8	159	102	64.2	56.4 - 71.2
The Sheldon Medical Centre	M85770	37	3	8.1	2.8 - 21.3	32	14	43.8	28.2 - 60.7
The St.Clements Surgery	M85053	141	22	15.6	10.5 - 22.5	106	74	69.8	60.5 - 77.7
The Swan Medical Centre	M85011	64	5	7.8	3.4 - 17.0	58	32	55.2	42.5 - 67.3
The Vesey Practice	M85068	131	15	11.5	7.1 - 18.0	124	87	70.2	61.6 - 77.5
University Medical Practice	M85167	72	4	5.6	2.2 - 13.4	56	52	92.9	83.0 - 97.2
University Southgate Practice	M85782	20	4	*	*	15	10	*	*
Victoria Road Surgery	M85105	52	10	19.2	10.8 - 31.9	45	29	64.4	49.8 - 76.8
Wake Green Surgery	M85074	175	19	10.9	7.1 - 16.3	158	130	82.3	75.6 - 87.4
Ward End Medical Centre	M85066	109	17	15.6	10.0 - 23.6	94	48	51.1	41.1 - 60.9
Woodgate Valley Health Centre	M85035	112	15	13.4	8.3 - 20.9	96	46	47.9	38.2 - 57.8
Yardley Green Medical Ctr-Lewis	M85061	150	20	13.3	8.8 - 19.7	132	69	52.3	43.8 - 60.6
Yardley Medical Centre	M85094	20	4	*	*	16	9	*	*
Yardley Wood Health Centre	M85018	131	23	17.6	12.0 - 25.0	114	61	53.5	44.4 - 62.4

* Rates for practices with N<25 not calculated

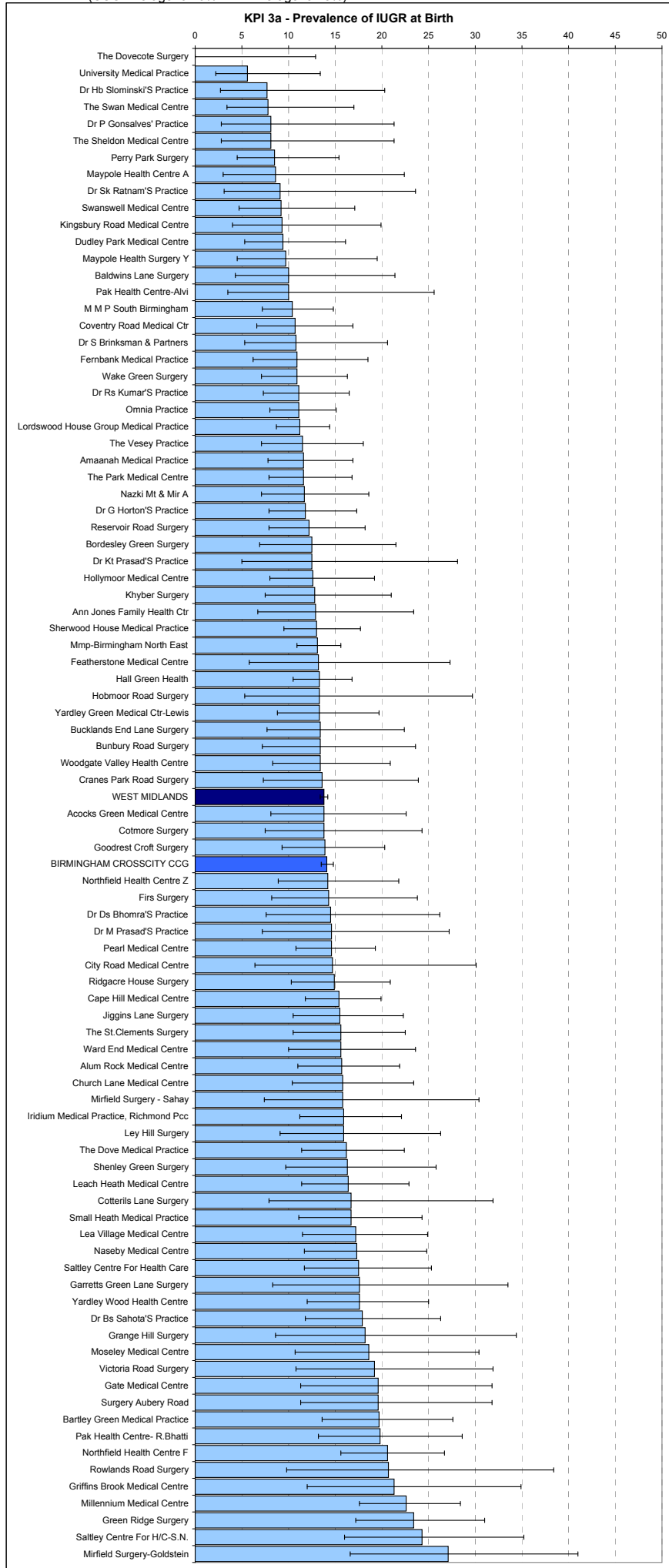
Key Performance Indicators - Birmingham CrossCity CCG

Data Source: PEER, West Midlands Perinatal Institute

Data Period: 1 July 2009 - 3 February 2011

KPI definitions and targets: www.pi.nhs.uk/rpm/lfh_KPI_Evidence_Targets.pdf

NB: KPI 3b: Antenatal Detection of IUGR: Rates not shown by practice due to small numbers
(CCG Average: 31.0% WM Average: 31.8%)



* Rates displayed for practices with N >= 25 only

Key Performance Indicators - Birmingham CrossCity CCG

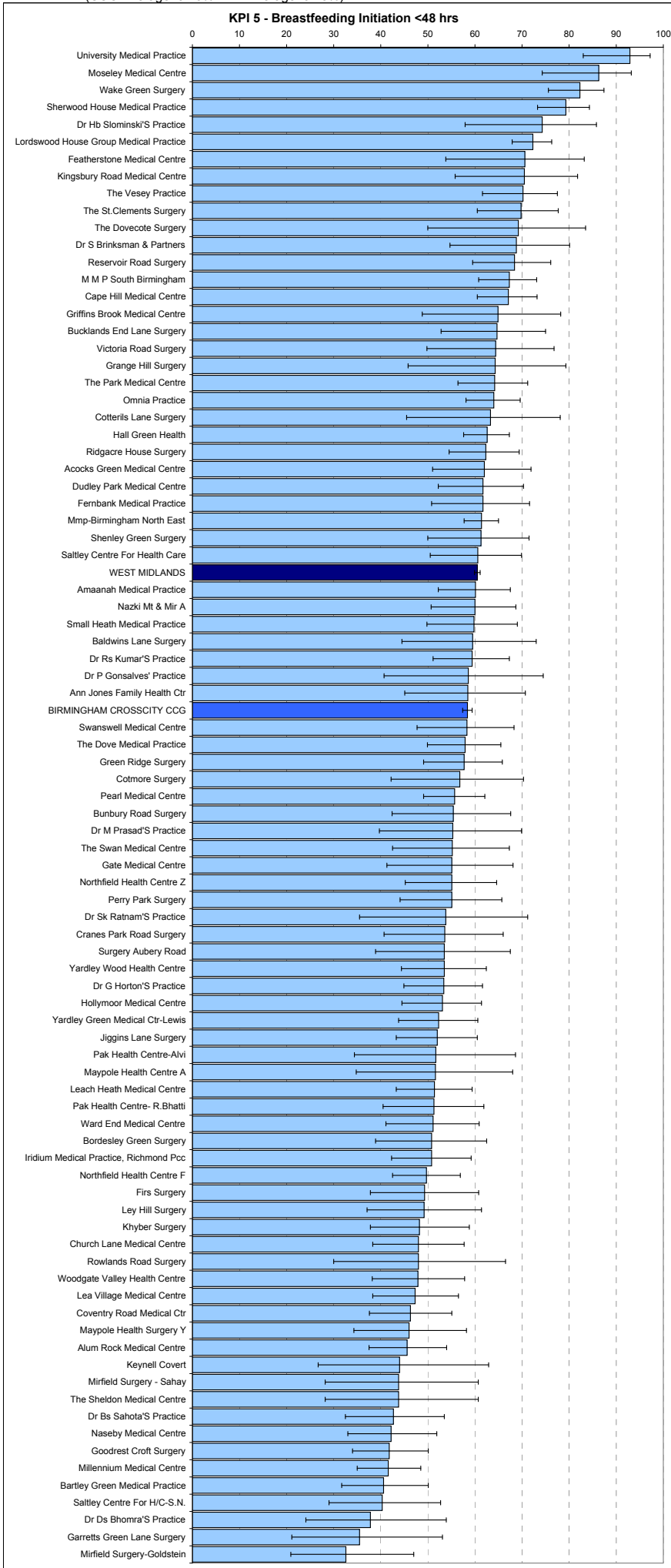
Data Source: PEER, West Midlands Perinatal Institute

Data Period: 1 July 2009 - 3 February 2011

KPI definitions and targets: www.pi.nhs.uk/rpnm/lfh_KPI_Evidence_Targets.pdf

NB: KPI 3b: Antenatal Detection of IUGR: Rates not shown by practice due to small numbers

(CCG Average: 31.0% WM Average: 31.8%)



* Rates displayed for practices with N >= 25 only