

Key Performance Indicators - Birmingham South and Central CCG

Data Source: PEER, West Midlands Perinatal Institute (Data Period: 1 July 2009 - 15 August 2012)

KPI 1: Early Booking
KPI 2: Continuity of Carer

KPI definitions and targets:
www.pi.nhs.uk/rpnm/lfh_KPI_Evidence_Targets.pdf



GP Practice Name	GP Practice Code	KPI 1a: Completed Assessment < 13 Weeks				KPI 2: Continuity of Carer ^a			
		N	n	%	95% CI	N	n	%	95% CI
WEST MIDLANDS (2011/12 Average)				89.6	89.2 - 89.9			79.2	78.7 - 79.6
BIRMINGHAM SOUTH AND CENTRAL CCG		5300	4433	83.6	82.6 - 84.6	1150	617	53.7	50.8 - 56.5
Ash Tree Medical Centre	M85131	58	50	86.2	75.1 - 92.8	14	6	*	*
Balsall Heath Health Ctr	M85128	133	112	84.2	77.1 - 89.4	24	16	*	*
Balsall Heath Health Ctr	M85766	89	70	78.7	69.0 - 85.9	20	14	*	*
Bath Row Medical Practice	M85025	221	173	78.3	72.4 - 83.2	56	27	48.2	35.7 - 61.0
Bellevue Medical Centre	M85124	162	131	80.9	74.1 - 86.2	44	19	43.2	29.7 - 57.8
B'Ham Heartlands Surgery	M85075	55	36	65.5	52.3 - 76.6	6	6	*	*
Bournbrook Varsity Medical Centre	M85041	88	74	84.1	75.0 - 90.3	24	17	*	*
Bournville Surgery	M85671	32	24	75.0	57.9 - 86.7	6	2	*	*
Charles Road Surgery	M85679	120	91	75.8	67.4 - 82.6	7	6	*	*
Cofton Medical Centre	M85086	199	171	85.9	80.4 - 90.1	44	25	56.8	42.2 - 70.3
College Road Surgery	M85127	98	94	95.9	90.0 - 98.4	19	9	*	*
Dr Ss Pandit'S Practice	M85713	107	92	86.0	78.2 - 91.3	24	10	*	*
Druids Heath Surgery	M85136	111	87	78.4	69.8 - 85.0	26	15	57.7	38.9 - 74.5
Fernley Medical Centre	M85116	182	162	89.0	83.6 - 92.8	29	19	65.5	47.3 - 80.1
Firstcare Practice	M85051	172	143	83.1	76.8 - 88.0	40	19	47.5	32.9 - 62.5
Frankley Health Centre	M81062	101	90	89.1	81.5 - 93.8	19	12	*	*
Granton Medical Centre	M85029	143	130	90.9	85.1 - 94.6	27	13	48.1	30.7 - 66.0
Greet General Practice & Urgent Care Ctr	Y02620	14	13	*	*	4	2	*	*
Harborne Medical Practice	M85058	204	178	87.3	82.0 - 91.2	55	40	72.7	59.8 - 82.7
Hawkesley Medical Practice	M85043	122	100	82.0	74.2 - 87.8	27	22	81.5	63.3 - 91.8
Karis Medical Centre	M85088	276	190	68.8	63.1 - 74.0	73	16	21.9	14.0 - 32.7
Kings Norton Surgery	M85600	109	95	87.2	79.6 - 92.2	32	27	84.4	68.2 - 93.1
Kingsfield Medical Centre	M85037	177	166	93.8	89.2 - 96.5	38	31	81.6	66.6 - 90.8
Moor Green Lane Med.Ctr.	M85733	99	93	93.9	87.4 - 97.2	17	14	*	*
Northwood Medical Centre	M85077	23	21	*	*	10	1	*	*
Oakwood Surgery	M85078	135	118	87.4	80.8 - 92.0	29	13	44.8	28.4 - 62.5
Reabrook Surgery	M85773	63	55	87.3	76.9 - 93.4	17	5	*	*
Riverbrook Medical Centre	M85156	108	100	92.6	86.1 - 96.2	26	16	61.5	42.5 - 77.6
Selly Oak Health Centre	M85055	103	87	84.5	76.2 - 90.2	28	11	39.3	23.6 - 57.6
Selly Park Surgery	M85042	87	78	89.7	81.5 - 94.5	19	9	*	*
South Doc Ltd	M85045	39	23	59.0	43.4 - 72.9	10	4	*	*
Sparkbrook Health Centre	M85174	148	108	73.0	65.3 - 79.5	24	14	*	*
Springfield Medical Pract	M85756	91	81	89.0	80.9 - 93.9	22	5	*	*
Springfield Surgery	M85774	112	95	84.8	77.0 - 90.3	18	12	*	*
Strensham Road Surgery	M85783	125	106	84.8	77.5 - 90.0	22	13	*	*
The Balaji Surgery	M85794	65	47	72.3	60.4 - 81.7	13	6	*	*
The Khattak Memorial Surgery	M85146	72	51	70.8	59.5 - 80.1	5	0	*	*
The Limes Medical Centre	M85024	147	106	72.1	64.4 - 78.7	28	24	85.7	68.5 - 94.3
The Wand Medical Centre	M85084	158	126	79.7	72.8 - 85.3	39	14	35.9	22.7 - 51.6
Vicarage Road Surgery	M85753	1	1	*	*	0	0	*	*
Warwick Road Medical Ctr.	M85735	141	120	85.1	78.3 - 90.0	27	22	81.5	63.3 - 91.8
Weather Oak Medical Centre	M85153	66	59	89.4	79.7 - 94.8	9	6	*	*
Weoley Park Surgery	M85056	101	91	90.1	82.7 - 94.5	27	8	29.6	15.9 - 48.5
West Heath Primary C Ctr	M85134	37	31	83.8	68.9 - 92.3	8	6	*	*
West Heath Surgery	M85007	83	77	92.8	85.1 - 96.6	15	13	*	*
Woodland Road Surgery	M85047	107	96	89.7	82.5 - 94.2	23	15	*	*
Wychall Lane Surgery	M85071	216	191	88.4	83.5 - 92.0	56	13	23.2	14.1 - 35.8

* Rates for practices with N<25 not calculated

^a From Sept. 2010 only, with definition of 'continuity' including 2 midwives

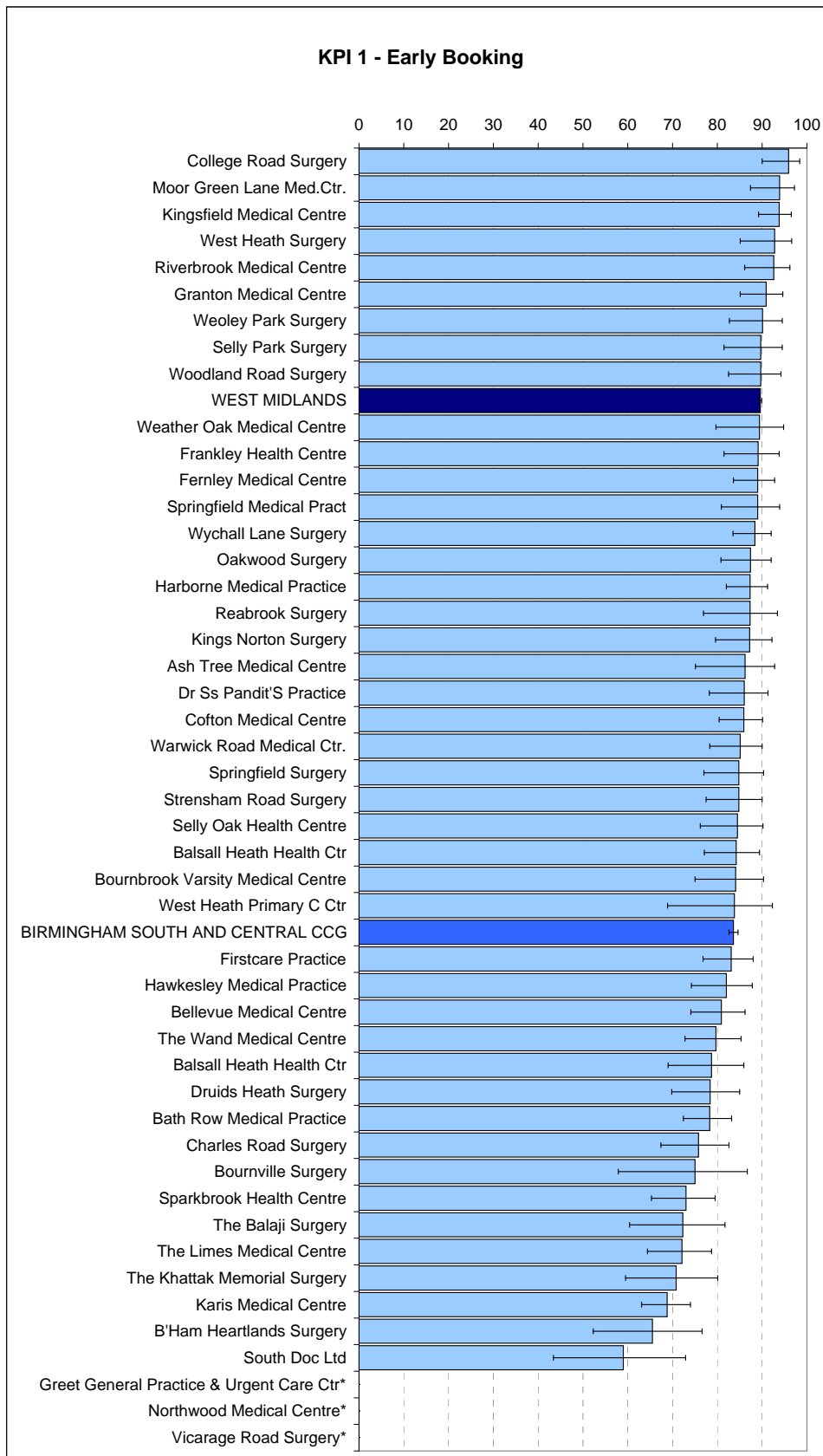
Key Performance Indicators - Birmingham South and Central CCG

Data Source: PEER, West Midlands Perinatal Institute
 Data Period: 1 July 2009 - 15 August 2012



KPI 1: Early Booking
 KPI 2: Continuity of Carer

KPI definitions and targets:
www.pi.nhs.uk/rpnm/lfh_KPI_Evidence_Targets.pdf



* Rates not displayed for practices with N<25

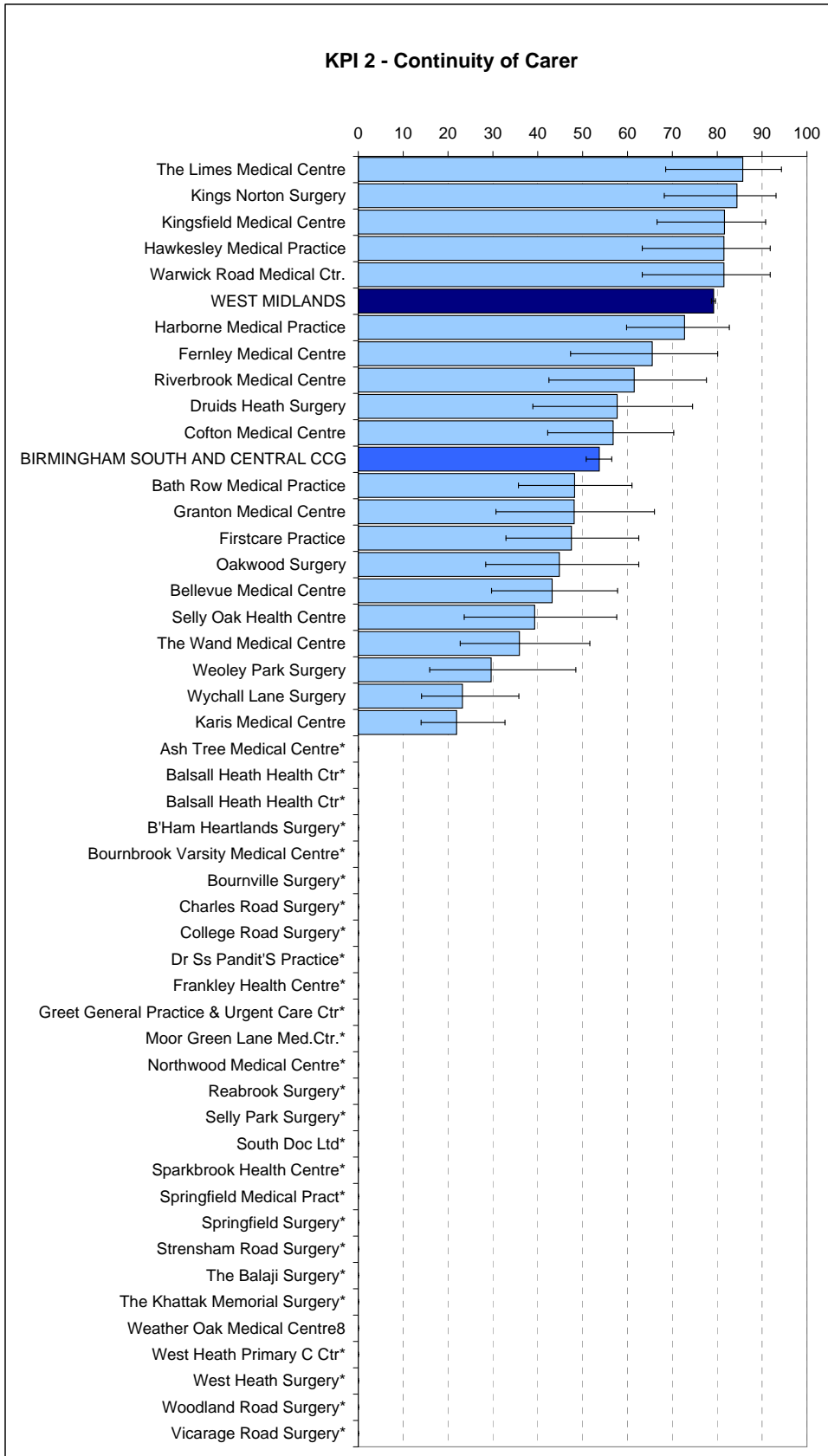
Key Performance Indicators - Birmingham South and Central CCG

Data Source: PEER, West Midlands Perinatal Institute
 Data Period: 1 July 2009 - 15 August 2012



KPI 1: Early Booking
 KPI 2: Continuity of Carer

KPI definitions and targets:
www.pi.nhs.uk/rpnm/lfh_KPI_Evidence_Targets.pdf



* Rates not displayed for practices with N<25

Key Performance Indicators - Birmingham South and Central CCG

Data Source: PEER, West Midlands Perinatal Institute (Data Period: 1 July 2009 - 15 August 2012)



KPI 4a - Smoking at Booking

KPI definitions and targets:

KPI 4b: Smoking at Delivery

www.pi.nhs.uk/rpnm/lfh_KPI_Evidence_Targets.pdf

NB: KPI 4c: Smoking Cessation: Rates not shown by practice because of small numbers

(CCG Average: 28.0% WM Average: 27.1%)

GP Practice Name	GP Practice Code	KPI 4a: Smoking at Booking				KPI 4b: Smoking at Delivery			
		N	n	%	95% CI	N	n	%	95% CI
WEST MIDLANDS (2011/12 Average)				19.3	18.9 - 19.8			14.3	13.9 - 14.8
BIRMINGHAM SOUTH AND CENTRAL CCG		5336	686	12.9	12.0 - 13.8	4273	409	9.6	8.7 - 10.5
Ash Tree Medical Centre	M85131	59	6	10.2	4.7 - 20.5	46	2	4.3	1.2 - 14.5
Balsall Heath Health Ctr	M85128	135	14	10.4	6.3 - 16.7	112	9	8.0	4.3 - 14.6
Balsall Heath Health Ctr	M85766	89	3	3.4	1.2 - 9.4	68	2	2.9	0.8 - 10.1
Bath Row Medical Practice	M85025	220	19	8.6	5.6 - 13.1	186	12	6.5	3.7 - 10.9
Bellevue Medical Centre	M85124	162	19	11.7	7.6 - 17.6	134	12	9.0	5.2 - 15.0
B'Ham Heartlands Surgery	M85075	63	6	9.5	4.4 - 19.3	54	6	11.1	5.2 - 22.2
Bournbrook Varsity Medical Centre	M85041	88	5	5.7	2.5 - 12.6	68	2	2.9	0.8 - 10.1
Bournville Surgery	M85671	32	2	6.3	1.7 - 20.1	27	0	0.0	0.0 - 12.5
Charles Road Surgery	M85679	125	3	2.4	0.8 - 6.8	109	3	2.8	0.9 - 7.8
Cofton Medical Centre	M85086	200	51	25.5	20.0 - 32.0	157	29	18.5	13.2 - 25.3
College Road Surgery	M85127	98	0	0.0	0.0 - 3.8	76	0	0.0	0.0 - 4.8
Dr Ss Pandit'S Practice	M85713	105	2	1.9	0.5 - 6.7	84	0	0.0	0.0 - 4.4
Druids Heath Surgery	M85136	112	52	46.4	37.5 - 55.6	83	25	30.1	21.3 - 40.7
Fernley Medical Centre	M85116	183	8	4.4	2.2 - 8.4	151	5	3.3	1.4 - 7.5
Firstcare Practice	M85051	172	3	1.7	0.6 - 5.0	135	2	1.5	0.4 - 5.2
Frankley Health Centre	M81062	104	48	46.2	36.9 - 55.7	86	37	43.0	33.1 - 53.6
Granton Medical Centre	M85029	143	14	9.8	5.9 - 15.8	115	9	7.8	4.2 - 14.2
Greet General Practice & Urgent Care Ctr	Y02620	14	1	*	*	13	0	*	*
Harborne Medical Practice	M85058	204	19	9.3	6.0 - 14.1	161	10	6.2	3.4 - 11.1
Hawkesley Medical Practice	M85043	122	50	41.0	32.7 - 49.9	102	33	32.4	24.1 - 41.9
Karis Medical Centre	M85088	279	32	11.5	8.2 - 15.7	229	23	10.0	6.8 - 14.6
Kings Norton Surgery	M85600	108	27	25.0	17.8 - 33.9	79	14	17.7	10.9 - 27.6
Kingsfield Medical Centre	M85037	179	15	8.4	5.1 - 13.4	143	13	9.1	5.4 - 14.9
Moor Green Lane Med.Ctr.	M85733	99	9	9.1	4.9 - 16.4	83	7	8.4	4.1 - 16.4
Northwood Medical Centre	M85077	23	2	*	*	17	0	*	*
Oakwood Surgery	M85078	135	6	4.4	2.1 - 9.4	100	3	3.0	1.0 - 8.5
Reabrook Surgery	M85773	64	24	37.5	26.7 - 49.7	47	11	23.4	13.6 - 37.2
Riverbrook Medical Centre	M85156	107	16	15.0	9.4 - 22.9	81	8	9.9	5.1 - 18.3
Selly Oak Health Centre	M85055	103	15	14.6	9.0 - 22.6	79	8	10.1	5.2 - 18.7
Selly Park Surgery	M85042	86	5	5.8	2.5 - 12.9	70	3	4.3	1.5 - 11.9
South Doc Ltd	M85045	37	15	40.5	26.3 - 56.5	28	9	32.1	17.9 - 50.7
Sparkbrook Health Centre	M85174	148	8	5.4	2.8 - 10.3	123	5	4.1	1.7 - 9.2
Springfield Medical Pract	M85756	90	1	1.1	0.2 - 6.0	69	2	2.9	0.8 - 10.0
Springfield Surgery	M85774	112	8	7.1	3.7 - 13.5	86	4	4.7	1.8 - 11.4
Strensham Road Surgery	M85783	125	2	1.6	0.4 - 5.6	108	3	2.8	0.9 - 7.9
The Balaji Surgery	M85794	67	1	1.5	0.3 - 8.0	53	1	1.9	0.3 - 9.9
The Khattak Memorial Surgery	M85146	76	6	7.9	3.7 - 16.2	67	3	4.5	1.5 - 12.4
The Limes Medical Centre	M85024	152	8	5.3	2.7 - 10.0	126	2	1.6	0.4 - 5.6
The Wand Medical Centre	M85084	159	16	10.1	6.3 - 15.7	130	8	6.2	3.2 - 11.7
Vicarage Road Surgery	M85753	1	1	*	*	1	1	*	*
Warwick Road Medical Ctr.	M85735	147	7	4.8	2.3 - 9.5	115	3	2.6	0.9 - 7.4
Weather Oak Medical Centre	M85153	66	5	7.6	3.3 - 16.5	49	3	6.1	2.1 - 16.5
Weoley Park Surgery	M85056	102	20	19.6	13.1 - 28.4	77	9	11.7	6.3 - 20.7
West Heath Primary C Ctr	M85134	37	5	13.5	5.9 - 28.0	30	4	13.3	5.3 - 29.7
West Heath Surgery	M85007	82	35	42.7	32.5 - 53.5	67	25	37.3	26.7 - 49.3
Woodland Road Surgery	M85047	107	29	27.1	19.6 - 36.2	86	16	18.6	11.8 - 28.1
Wyhall Lane Surgery	M85071	215	43	20.0	15.2 - 25.9	163	23	14.1	9.6 - 20.3

* Rates for practices with N<25 not calculated

Key Performance Indicators - Birmingham South and Central CCG

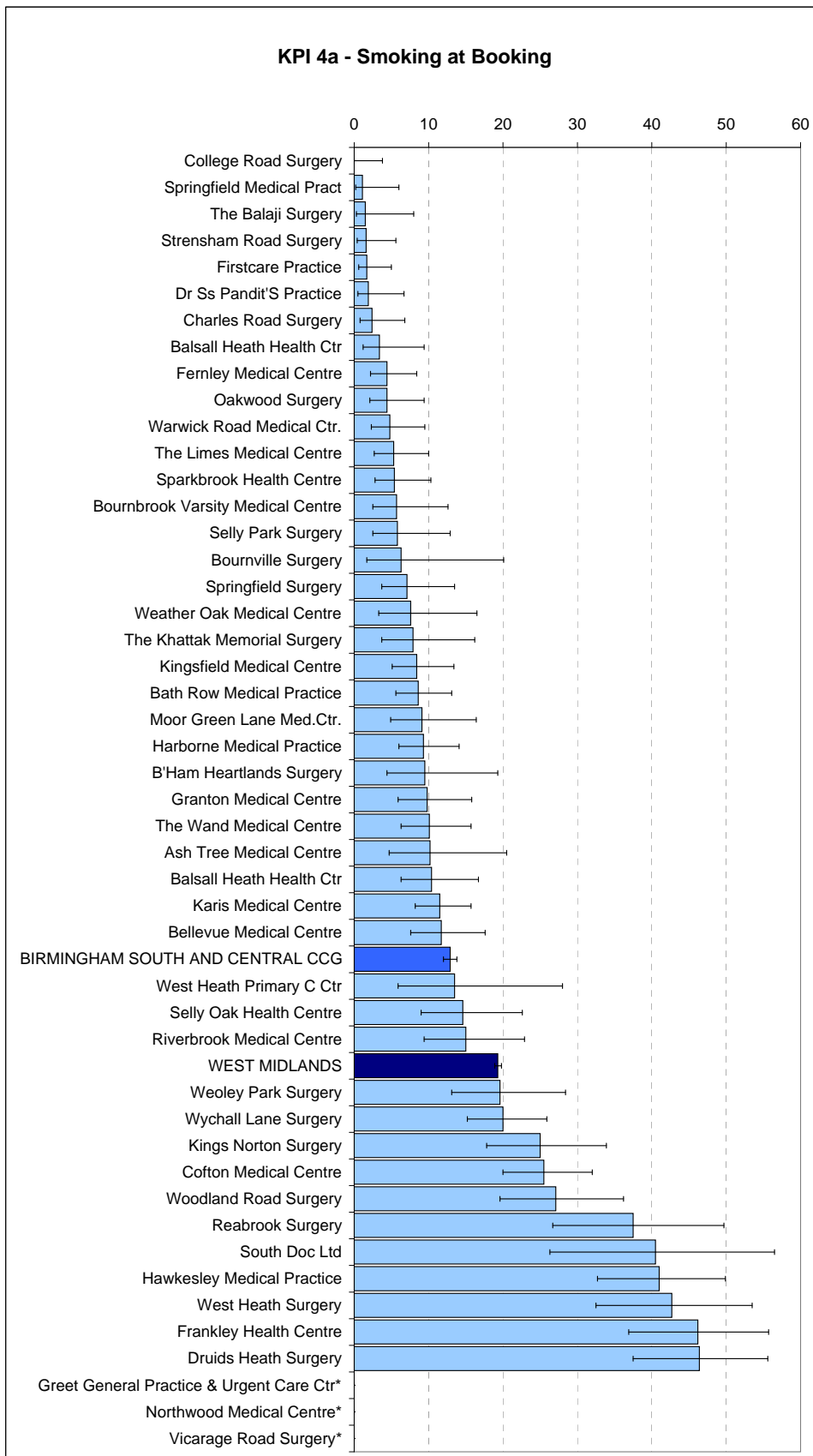
Data Source: PEER, West Midlands Perinatal Institute
 Data Period: 1 July 2009 - 15 August 2012



KPI 4a - Smoking at Booking
 KPI 4b: Smoking at Delivery

KPI definitions and targets:
www.pi.nhs.uk/rpnm/lfh_KPI_Evidence_Targets.pdf

NB: KPI 4c: Smoking Cessation: Rates not shown by practice due to small numbers
 (CCG Average: 28.0% WM Average: 27.1%)



* Rates not displayed for practices with N<25

Key Performance Indicators - Birmingham South and Central CCG

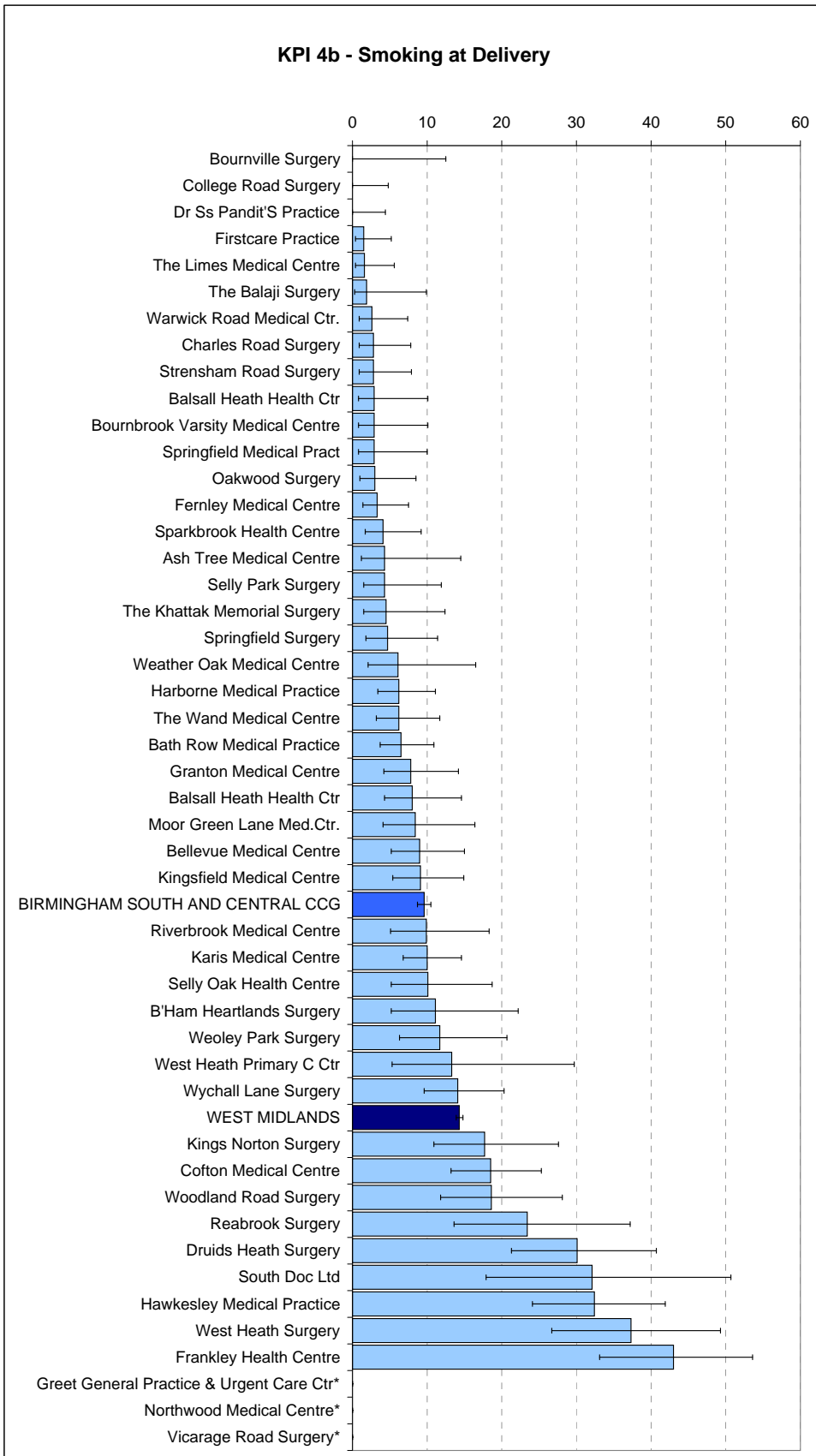
Data Source: PEER, West Midlands Perinatal Institute
 Data Period: 1 July 2009 - 15 August 2012



KPI 4a - Smoking at Booking
 KPI 4b: Smoking at Delivery

KPI definitions and targets:
www.pi.nhs.uk/rpnm/lfh_KPI_Evidence_Targets.pdf

NB: KPI 4c: Smoking Cessation: Rates not shown by practice due to small numbers
 (CCG Average: 28.0% WM Average: 27.1%)



* Rates not displayed for practices with N<25

Key Performance Indicators - Birmingham South and Central CCG

Data Source: PEER, West Midlands Perinatal Institute (Data Period: 1 July 2009 - 15 August 2012)



KPI 3a: Prevalence of IUGR at birth

KPI definitions and targets:

KPI 5: Breastfeeding Initiation < 48 Hrs

www.pi.nhs.uk/rpnm/lfH_KPI_Evidence_Targets.pdf

NB: KPI 3b: Antenatal Detection of IUGR: Rates not shown by practice because of small numbers

(CCG Average: 31.2% WM Average: 31.8%)

GP Practice Name	GP Practice Code	KPI 3a: Intrauterine Growth Restriction (IUGR) at birth (cust cent <10)				KPI 5: Breastfeeding Initiation < 48 Hrs			
		N	n	%	95% CI	N	n	%	95% CI
WEST MIDLANDS (2011/12 Average)				13.8	13.4 - 14.2			60.5	59.9 - 61.1
BIRMINGHAM SOUTH AND CENTRAL CCG		5266	720	13.7	12.8 - 14.6	4581	2964	64.7	63.3 - 66.1
Ash Tree Medical Centre	M85131	58	5	8.6	3.7 - 18.6	49	37	75.5	61.9 - 85.4
Balsall Heath Health Ctr	M85128	134	24	17.9	12.3 - 25.3	120	85	70.8	62.2 - 78.2
Balsall Heath Health Ctr	M85766	87	12	13.8	8.1 - 22.6	81	53	65.4	54.6 - 74.9
Bath Row Medical Practice	M85025	215	18	8.4	5.4 - 12.8	145	121	83.4	76.6 - 88.6
Bellevue Medical Centre	M85124	158	24	15.2	10.4 - 21.6	141	107	75.9	68.2 - 82.2
B'Ham Heartlands Surgery	M85075	61	5	8.2	3.6 - 17.8	49	31	63.3	49.3 - 75.3
Bournbrook Varsity Medical Centre	M85041	87	9	10.3	5.5 - 18.5	82	66	80.5	70.6 - 87.6
Bournville Surgery	M85671	31	2	6.5	1.8 - 20.7	26	20	76.9	57.9 - 89.0
Charles Road Surgery	M85679	124	13	10.5	6.2 - 17.1	109	63	57.8	48.4 - 66.6
Cofton Medical Centre	M85086	196	31	15.8	11.4 - 21.6	174	92	52.9	45.5 - 60.1
College Road Surgery	M85127	98	15	15.3	9.5 - 23.7	87	56	64.4	53.9 - 73.6
Dr Ss Pandit'S Practice	M85713	105	18	17.1	11.1 - 25.5	94	52	55.3	45.3 - 65.0
Druids Heath Surgery	M85136	110	25	22.7	15.9 - 31.4	93	32	34.4	25.5 - 44.5
Fernley Medical Centre	M85116	183	33	18.0	13.1 - 24.2	162	100	61.7	54.1 - 68.9
Firstcare Practice	M85051	171	21	12.3	8.2 - 18.0	149	91	61.1	53.1 - 68.5
Frankley Health Centre	M81062	101	16	15.8	10.0 - 24.2	92	39	42.4	32.8 - 52.6
Granton Medical Centre	M85029	141	23	16.3	11.1 - 23.3	122	95	77.9	69.7 - 84.3
Greet General Practice & Urgent Care Ctr	Y02620	14	1	7.1	1.3 - 31.5	14	9	=	=
Harborne Medical Practice	M85058	203	23	11.3	7.7 - 16.4	180	146	81.1	74.8 - 86.2
Hawkesley Medical Practice	M85043	116	25	21.6	15.0 - 29.9	107	39	36.4	27.9 - 45.9
Karis Medical Centre	M85088	270	31	11.5	8.2 - 15.8	197	144	73.1	66.5 - 78.8
Kings Norton Surgery	M85600	109	11	10.1	5.7 - 17.2	93	49	52.7	42.6 - 62.5
Kingsfield Medical Centre	M85037	177	16	9.0	5.6 - 14.2	154	112	72.7	65.2 - 79.1
Moor Green Lane Med.Ctr.	M85733	99	8	8.1	4.2 - 15.1	92	68	73.9	64.1 - 81.8
Northwood Medical Centre	M85077	20	1	=	=	23	19	=	=
Oakwood Surgery	M85078	132	27	20.5	14.5 - 28.1	115	77	67.0	57.9 - 74.9
Reabrook Surgery	M85773	64	15	23.4	14.7 - 35.1	56	26	46.4	34.0 - 59.3
Riverbrook Medical Centre	M85156	103	13	12.6	7.5 - 20.4	97	70	72.2	62.5 - 80.1
Selly Oak Health Centre	M85055	102	12	11.8	6.9 - 19.4	89	67	75.3	65.4 - 83.1
Selly Park Surgery	M85042	85	11	12.9	7.4 - 21.7	77	67	87.0	77.7 - 92.8
South Doc Ltd	M85045	36	9	25.0	13.8 - 41.1	32	12	37.5	22.9 - 54.7
Sparkbrook Health Centre	M85174	146	13	8.9	5.3 - 14.6	135	99	73.3	65.3 - 80.1
Springfield Medical Pract	M85756	91	13	14.3	8.5 - 22.9	82	53	64.6	53.8 - 74.1
Springfield Surgery	M85774	112	14	12.5	7.6 - 19.9	98	61	62.2	52.4 - 71.2
Strensham Road Surgery	M85783	126	22	17.5	11.8 - 25.0	114	81	71.1	62.1 - 78.6
The Balaji Surgery	M85794	67	12	17.9	10.6 - 28.7	60	26	43.3	31.6 - 55.9
The Khattak Memorial Surgery	M85146	74	10	13.5	7.5 - 23.1	61	37	60.7	48.1 - 71.9
The Limes Medical Centre	M85024	149	20	13.4	8.9 - 19.8	112	73	65.2	56.0 - 73.4
The Wand Medical Centre	M85084	158	16	10.1	6.3 - 15.8	132	97	73.5	65.4 - 80.3
Vicarage Road Surgery	M85753	1	0	=	=	2	1	=	=
Warwick Road Medical Ctr.	M85735	146	16	11.0	6.9 - 17.1	130	77	59.2	50.6 - 67.3
Weather Oak Medical Centre	M85153	66	8	12.1	6.3 - 22.1	50	35	70.0	56.2 - 80.9
Weoley Park Surgery	M85056	101	18	17.8	11.6 - 26.4	94	56	59.6	49.5 - 68.9
West Heath Primary C Ctr	M85134	37	2	5.4	1.5 - 17.7	33	18	54.5	38.0 - 70.2
West Heath Surgery	M85007	83	13	15.7	9.4 - 25.0	77	38	49.4	38.5 - 60.3
Woodland Road Surgery	M85047	106	15	14.2	8.8 - 22.0	101	58	57.4	47.7 - 66.6
Wychall Lane Surgery	M85071	213	31	14.6	10.4 - 19.9	199	109	54.8	47.8 - 61.5

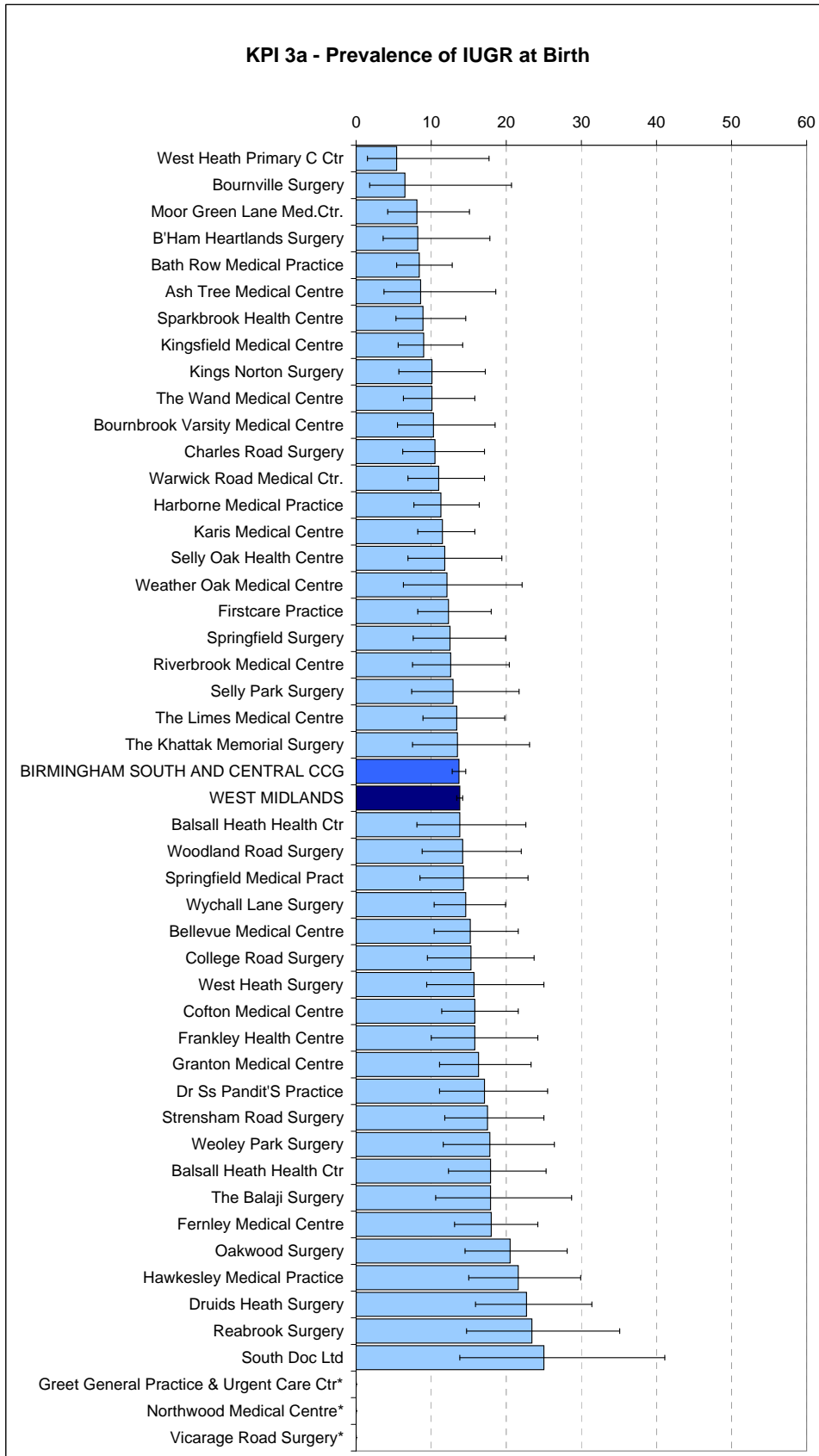
* Rates for practices with N<25 not calculated

Key Performance Indicators - Birmingham South and Central CCG

Data Source: PEER, West Midlands Perinatal Institute
 Data Period: 1 July 2009 - 15 August 2012



KPI 3a: Prevalence of IUGR at birth KPI definitions and targets:
 KPI 5: Breastfeeding Initiation < 48 Hrs www.pi.nhs.uk/rpnm/lfh_KPI_Evidence_Targets.pdf
 NB: KPI 3b: Antenatal Detection of IUGR: Rates not shown by practice due to small numbers
 (CCG Average: 31.2% WM Average: 31.8%)



* Rates not displayed for practices with N<25

Key Performance Indicators - Birmingham South and Central CCG

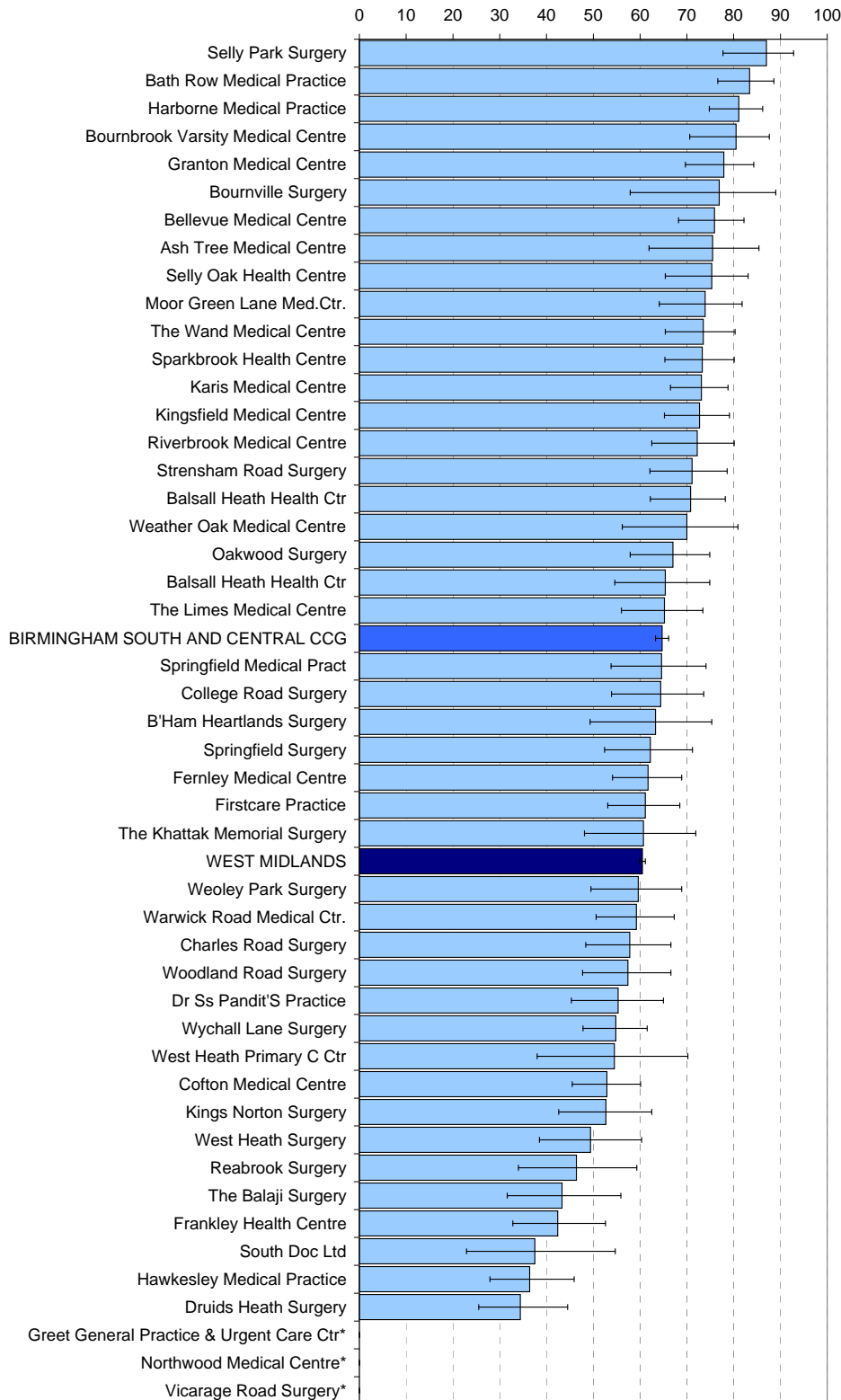
Data Source: PEER, West Midlands Perinatal Institute
 Data Period: 1 July 2009 - 15 August 2012



KPI 3a: Prevalence of IUGR at birth
 KPI 5: Breastfeeding Initiation < 48 Hrs
 NB: KPI 3b: Antenatal Detection of IUGR: Rates not shown by practice due to small numbers
 (CCG Average: 31.2% WM Average: 31.8%)

KPI definitions and targets:
www.pi.nhs.uk/rpnm/lfh_KPI_Evidence_Targets.pdf

KPI 5 - Breastfeeding Initiation < 48 Hrs



* Rates not displayed for practices with N<25