

Key Performance Indicators - Cannock Chase CCG

Data Source: PEER, West Midlands Perinatal Institute (Data Period: 1 July 2009 - 15 August 2012)

KPI 1: Early Booking
KPI 2: Continuity of Carer

KPI definitions and targets:
www.pi.nhs.uk/rpnm/lfh_KPI_Evidence_Targets.pdf



GP Practice Name	GP Practice Code	KPI 1a: Completed Assessment < 13 Weeks				KPI 2: Continuity of Carer ^a			
		N	n	%	95% CI	N	n	%	95% CI
WEST MIDLANDS (2011/12 Average)				89.6	89.2 - 89.9			79.2	78.7 - 79.6
CANNOCK CHASE CCG		4052	3670	90.6	89.6 - 91.4	2431	1534	63.1	61.2 - 65.0
Aelfgar Surgery	M83738	146	133	91.1	85.4 - 94.7	77	43	55.8	44.7 - 66.4
Bideford Way Surgery	M83107	93	76	81.7	72.7 - 88.3	57	46	80.7	68.7 - 88.9
Brereton Surgery	M83703	114	104	91.2	84.6 - 95.2	69	37	53.6	42.0 - 64.9
Cannock Road Surgery	M83118	30	27	90.0	74.4 - 96.5	12	6	-	-
Chadsmoor Medical Practice	M83637	136	120	88.2	81.7 - 92.6	75	60	80.0	69.6 - 87.5
Chandra, Dr Js	M83033	72	66	91.7	83.0 - 96.1	38	14	36.8	23.4 - 52.7
Essington Medical Centre	Y02594	10	9	-	-	10	8	-	-
Gp Suite Surgery	M83616	219	202	92.2	87.9 - 95.1	129	111	86.0	79.0 - 91.0
Great Wyrley Health Centre	M83608	97	90	92.8	85.8 - 96.5	69	35	50.7	39.2 - 62.2
Heath Hayes Health Centre	M83129	373	350	93.8	90.9 - 95.9	226	102	45.1	38.8 - 51.6
High Street Surgery	M83016	135	124	91.9	86.0 - 95.4	83	72	86.7	77.8 - 92.4
Horsefair Practice	M83001	311	275	88.4	84.4 - 91.5	171	105	61.4	53.9 - 68.4
Landywood Lane Surgery	M83080	47	40	85.1	72.3 - 92.6	28	19	67.9	49.3 - 82.1
Moss Street Surgery	M83139	190	167	87.9	82.5 - 91.8	123	100	81.3	73.5 - 87.2
Murugan, Dr M	M83722	148	138	93.2	88.0 - 96.3	87	71	81.6	72.2 - 88.4
Newhall Street Surgery	M83662	99	87	87.9	80.0 - 92.9	56	32	57.1	44.1 - 69.2
Norton Canes Health Centre	M83063	131	125	95.4	90.4 - 97.9	71	48	67.6	56.1 - 77.3
Norton Canes Practice	M83727	130	117	90.0	83.6 - 94.1	80	50	62.5	51.5 - 72.3
Norton Canes Surgery	M83717	88	78	88.6	80.3 - 93.7	53	48	90.6	79.7 - 95.9
Rawnsley Surgery	M83719	128	117	91.4	85.3 - 95.1	75	66	88.0	78.7 - 93.6
Red Lion Surgery	M83130	132	123	93.2	87.5 - 96.4	79	19	24.1	16.0 - 34.5
Sandy Lane Surgery	Y02354	335	295	88.1	84.1 - 91.1	210	102	48.6	41.9 - 55.3
Singh, Dr Vk	M83109	58	55	94.8	85.9 - 98.2	36	26	72.2	56.0 - 84.2
Southfield Way Surgery	M83698	85	74	87.1	78.3 - 92.6	46	28	60.9	46.5 - 73.6
The Colliery Practice	M83638	433	394	91.0	87.9 - 93.3	288	191	66.3	60.7 - 71.5
The Nile Practice	M83048	153	143	93.5	88.4 - 96.4	88	53	60.2	49.8 - 69.8
Wardles Lane Surgery	M83613	54	49	90.7	80.1 - 96.0	35	20	57.1	40.9 - 72.0
Yi, Dr A	M83639	105	92	87.6	80.0 - 92.6	60	22	36.7	25.6 - 49.3

* Rates for practices with N<25 not calculated

^a From Sept. 2010 only, with definition of 'continuity' including 2 midwives

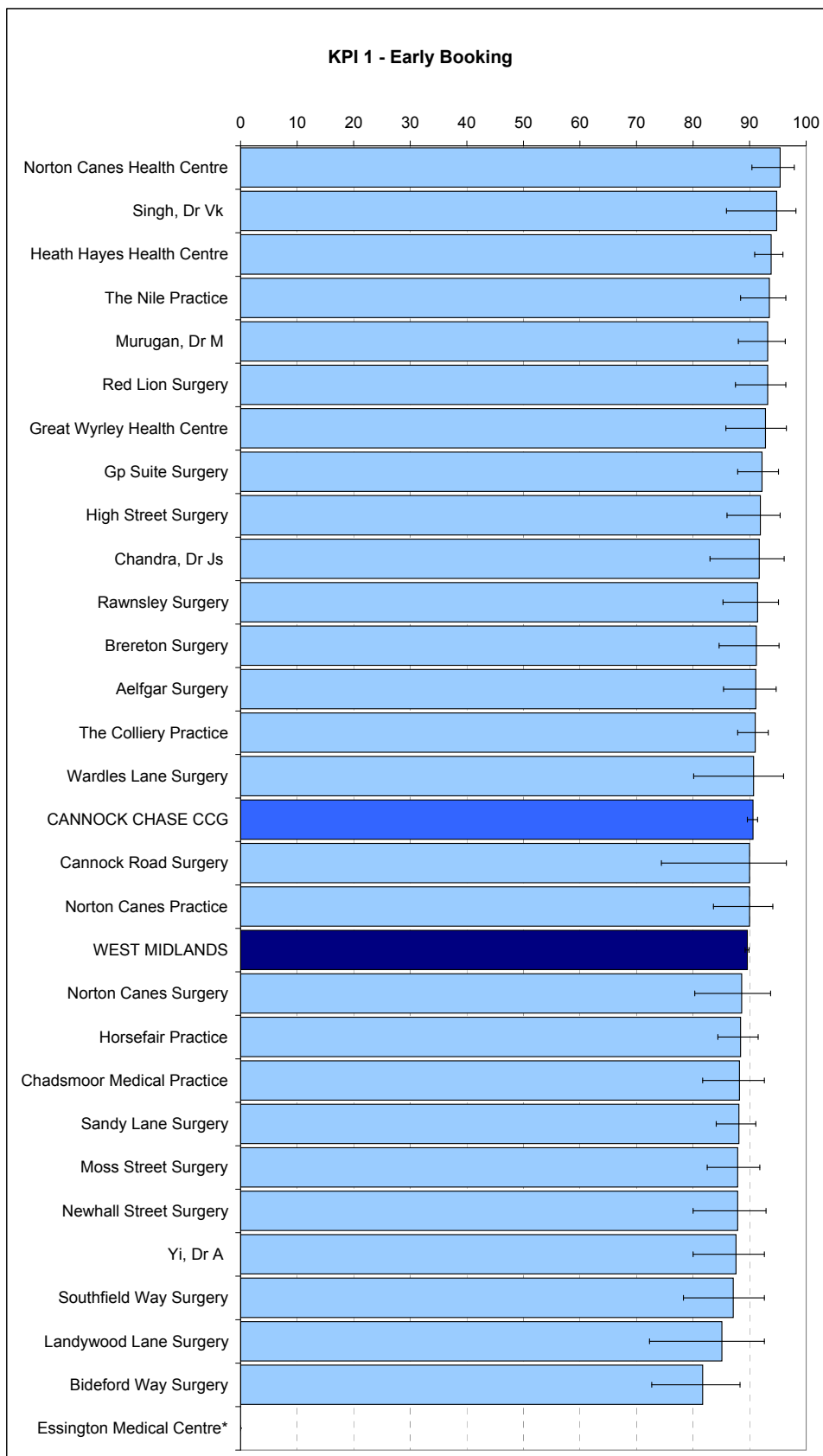
Key Performance Indicators - Cannock Chase CCG

Data Source: PEER, West Midlands Perinatal Institute
 Data Period: 1 July 2009 - 15 August 2012



KPI 1: Early Booking
 KPI 2: Continuity of Carer

KPI definitions and targets:
www.pi.nhs.uk/rpnm/lfh_KPI_Evidence_Targets.pdf



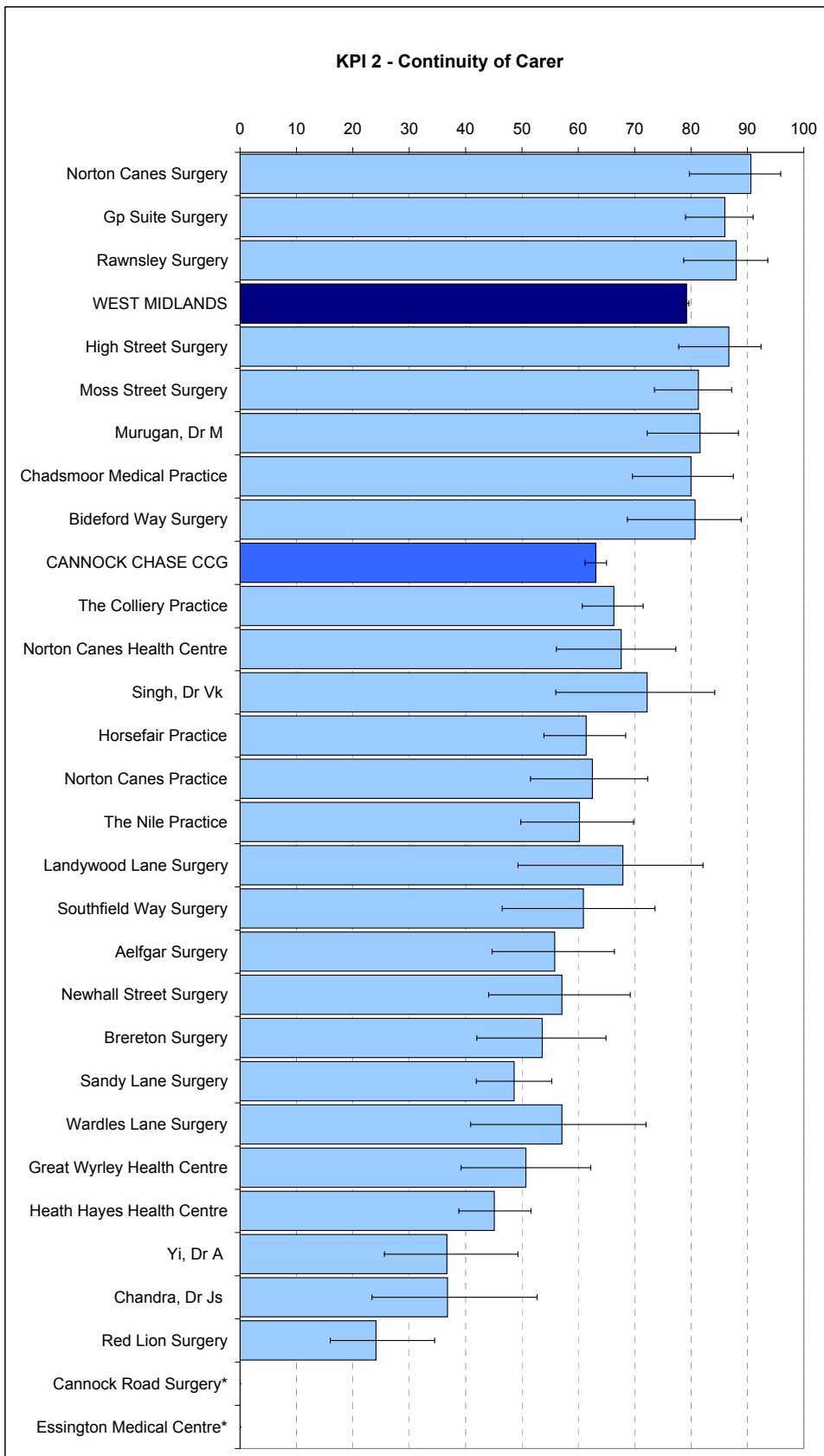
* Rates not displayed for practices with N<25

Key Performance Indicators - Cannock Chase CCG

Data Source: PEER, West Midlands Perinatal Institute
 Data Period: 1 July 2009 - 15 August 2012

KPI 1: Early Booking
 KPI 2: Continuity of Carer

KPI definitions and targets:
www.pi.nhs.uk/rpnm/lfH_KPI_Evidence_Targets.pdf



* Rates not displayed for practices with N<25

Key Performance Indicators - Cannock Chase CCG

Data Source: PEER, West Midlands Perinatal Institute (Data Period: 1 July 2009 - 15 August 2012)

KPI 4a - Smoking at Booking

KPI 4b: Smoking at Delivery

NB: KPI 4c: Smoking Cessation: Rates not shown by practice because of small numbers

(CCG Average: 25.6% WM Average: 27.1%)

KPI definitions and targets:

www.pi.nhs.uk/rpnm/lfH_KPI_Evidence_Targets.pdf



GP Practice Name	GP Practice Code	KPI 4a: Smoking at Booking				KPI 4b: Smoking at Delivery			
		N	n	%	95% CI	N	n	%	95% CI
WEST MIDLANDS (2011/12 Average)				19.3	18.9 - 19.8			14.3	13.9 - 14.8
CANNOCK CHASE CCG		4060	911	22.4	21.2 - 23.7	3867	627	16.2	15.1 - 17.4
Aelfgar Surgery	M83738	149	32	21.5	15.6 - 28.7	140	23	16.4	11.2 - 23.4
Bideford Way Surgery	M83107	93	29	31.2	22.7 - 41.2	88	24	27.3	19.1 - 37.4
Brereton Surgery	M83703	113	27	23.9	17.0 - 32.5	109	22	20.2	13.7 - 28.7
Cannock Road Surgery	M83118	30	8	26.7	14.2 - 44.4	26	5	19.2	8.5 - 37.9
Chadsmoor Medical Practice	M83637	137	49	35.8	28.2 - 44.1	131	37	28.2	21.2 - 36.5
Chandra, Dr Js	M83033	71	15	21.1	13.2 - 32.0	70	10	14.3	7.9 - 24.3
Essington Medical Centre	Y02594	10	0	-	-	10	0	-	-
Gp Suite Surgery	M83616	217	71	32.7	26.8 - 39.2	203	46	22.7	17.4 - 28.9
Great Wyrley Health Centre	M83608	97	18	18.6	12.1 - 27.4	91	11	12.1	6.9 - 20.4
Heath Hayes Health Centre	M83129	373	63	16.9	13.4 - 21.0	356	37	10.4	7.6 - 14.0
High Street Surgery	M83016	135	12	8.9	5.2 - 14.9	128	8	6.3	3.2 - 11.8
Horsefair Practice	M83001	310	80	25.8	21.3 - 31.0	307	53	17.3	13.4 - 21.9
Landywood Lane Surgery	M83080	47	13	27.7	16.9 - 41.8	45	11	24.4	14.2 - 38.7
Moss Street Surgery	M83139	189	69	36.5	30.0 - 43.6	179	47	26.3	20.4 - 33.2
Murugan, Dr M	M83722	150	25	16.7	11.6 - 23.4	144	17	11.8	7.5 - 18.1
Newhall Street Surgery	M83662	99	30	30.3	22.1 - 40.0	94	21	22.3	15.1 - 31.8
Norton Canes Health Centre	M83063	129	23	17.8	12.2 - 25.3	124	13	10.5	6.2 - 17.1
Norton Canes Practice	M83727	130	16	12.3	7.7 - 19.1	128	11	8.6	4.9 - 14.7
Norton Canes Surgery	M83717	89	18	20.2	13.2 - 29.7	85	11	12.9	7.4 - 21.7
Rawnsley Surgery	M83719	130	27	20.8	14.7 - 28.5	122	18	14.8	9.5 - 22.1
Red Lion Surgery	M83130	132	32	24.2	17.7 - 32.2	125	24	19.2	13.3 - 27.0
Sandy Lane Surgery	Y02354	338	62	18.3	14.6 - 22.8	324	51	15.7	12.2 - 20.1
Singh, Dr Vk	M83109	58	20	34.5	23.6 - 47.3	55	12	21.8	12.9 - 34.4
Southfield Way Surgery	M83698	86	16	18.6	11.8 - 28.1	83	9	10.8	5.8 - 19.3
The Colliery Practice	M83638	434	103	23.7	20.0 - 28.0	404	71	17.6	14.2 - 21.6
The Nile Practice	M83048	153	27	17.6	12.4 - 24.5	146	15	10.3	6.3 - 16.3
Wardles Lane Surgery	M83613	54	7	13.0	6.4 - 24.4	51	4	7.8	3.1 - 18.5
Yi, Dr A	M83639	107	19	17.8	11.7 - 26.1	99	16	16.2	10.2 - 24.7

* Rates for practices with N<25 not calculated

Key Performance Indicators - Cannock Chase CCG

Data Source: PEER, West Midlands Perinatal Institute
 Data Period: 1 July 2009 - 15 August 2012



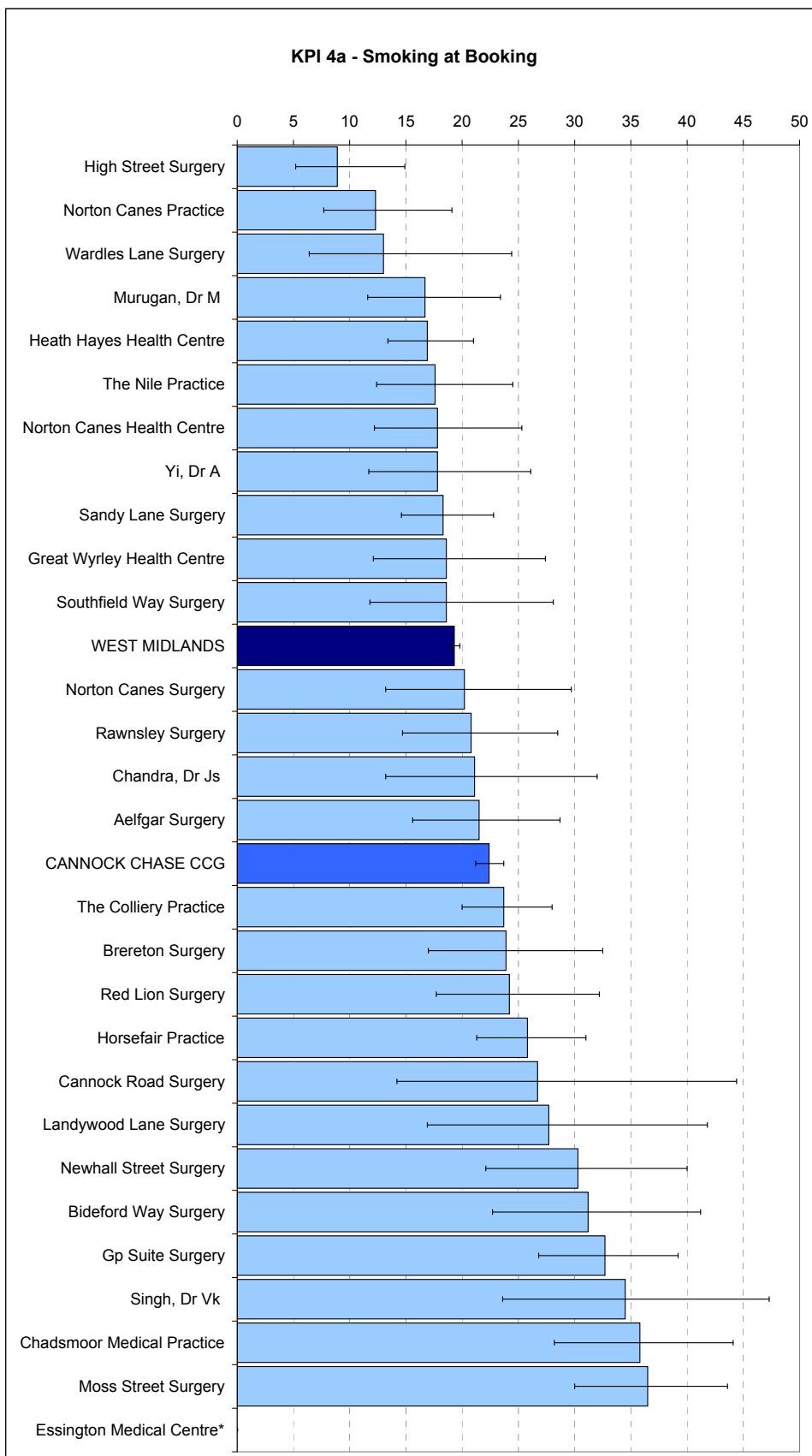
KPI 4a - Smoking at Booking

KPI definitions and targets:

KPI 4b: Smoking at Delivery

www.pi.nhs.uk/rpnm/lfh/KPI_Evidence_Targets.pdf

NB: KPI 4c: Smoking Cessation: Rates not shown by practice due to small numbers
 (CCG Average: 25.6% WM Average: 27.1%)



* Rates not displayed for practices with N<25

Key Performance Indicators - Cannock Chase CCG

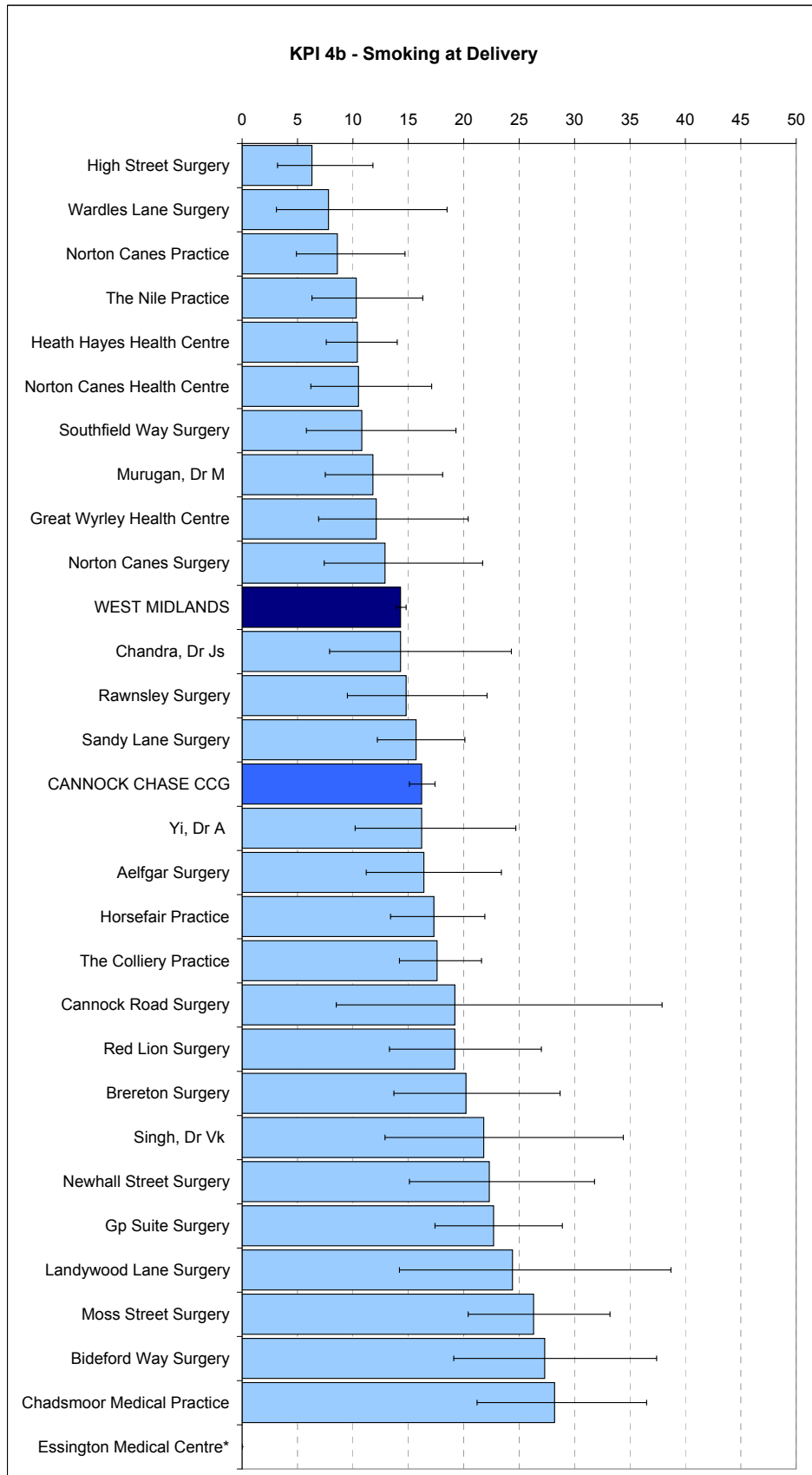
Data Source: PEER, West Midlands Perinatal Institute
 Data Period: 1 July 2009 - 15 August 2012



KPI 4a - Smoking at Booking
 KPI 4b: Smoking at Delivery

KPI definitions and targets:
www.pi.nhs.uk/rpnm/lfh/KPI_Evidence_Targets.pdf

NB: KPI 4c: Smoking Cessation: Rates not shown by practice due to small numbers
 (CCG Average: 25.6% WM Average: 27.1%)



* Rates not displayed for practices with N<25

Key Performance Indicators - Cannock Chase CCG

Data Source: PEER, West Midlands Perinatal Institute (Data Period: 1 July 2009 - 15 August 2012)

KPI 3a: Prevalence of IUGR at birth

KPI definitions and targets:

KPI 5: Breastfeeding Initiation < 48 Hrs

www.pi.nhs.uk/rpnm/lfh_KPI_Evidence_Targets.pdf

NB: KPI 3b: Antenatal Detection of IUGR: Rates not shown by practice because of small numbers
(CCG Average: 42.9% WM Average: 31.8%)



GP Practice Name	GP Practice Code	KPI 3a: Intrauterine Growth Restriction (IUGR) at birth (cust cent <10)				KPI 5: Breastfeeding Initiation < 48 Hrs			
		N	n	%	95% CI	N	n	%	95% CI
WEST MIDLANDS (2011/12 Average)				13.8	13.4 - 14.2			60.5	59.9 - 61.1
CANNOCK CHASE CCG		4030	616	15.3	14.2 - 16.4	3813	1950	51.1	49.6 - 52.7
Aelfgar Surgery	M83738	144	21	14.6	9.7 - 21.3	144	75	52.1	44.0 - 60.1
Bideford Way Surgery	M83107	91	9	9.9	5.3 - 17.7	87	43	49.4	39.2 - 59.7
Brereton Surgery	M83703	114	14	12.3	7.5 - 19.6	107	56	52.3	43.0 - 61.6
Cannock Road Surgery	M83118	30	6	20.0	9.5 - 37.3	28	12	42.9	26.5 - 60.9
Chadsmoor Medical Practice	M83637	137	22	16.1	10.9 - 23.1	135	51	37.8	30.0 - 46.2
Chandra, Dr Js	M83033	70	8	11.4	5.9 - 21.0	69	45	65.2	53.4 - 75.4
Essington Medical Centre	Y02594	10	1	-	-	8	2	-	-
Gp Suite Surgery	M83616	217	42	19.4	14.7 - 25.1	208	86	41.3	34.9 - 48.1
Great Wyrley Health Centre	M83608	97	12	12.4	7.2 - 20.4	87	49	56.3	45.9 - 66.3
Heath Hayes Health Centre	M83129	370	53	14.3	11.1 - 18.3	346	194	56.1	50.8 - 61.2
High Street Surgery	M83016	134	20	14.9	9.9 - 21.9	121	74	61.2	52.3 - 69.4
Horsefair Practice	M83001	308	39	12.7	9.4 - 16.8	294	151	51.4	45.7 - 57.0
Landywood Lane Surgery	M83080	47	4	8.5	3.4 - 19.9	43	23	53.5	38.9 - 67.5
Moss Street Surgery	M83139	189	47	24.9	19.2 - 31.5	180	73	40.6	33.7 - 47.9
Murugan, Dr M	M83722	146	24	16.4	11.3 - 23.3	141	67	47.5	39.5 - 55.7
Newhall Street Surgery	M83662	98	22	22.4	15.3 - 31.7	93	43	46.2	36.5 - 56.3
Norton Canes Health Centre	M83063	128	18	14.1	9.1 - 21.1	124	57	46.0	37.4 - 54.7
Norton Canes Practice	M83727	129	19	14.7	9.6 - 21.9	121	65	53.7	44.9 - 62.4
Norton Canes Surgery	M83717	89	10	11.2	6.2 - 19.5	88	42	47.7	37.6 - 58.0
Rawnsley Surgery	M83719	127	25	19.7	13.7 - 27.4	122	69	56.6	47.7 - 65.0
Red Lion Surgery	M83130	132	20	15.2	10.0 - 22.2	125	68	54.4	45.7 - 62.9
Sandy Lane Surgery	Y02354	336	44	13.1	9.9 - 17.1	316	167	52.8	47.3 - 58.3
Singh, Dr Vk	M83109	58	8	13.8	7.2 - 24.9	55	30	54.5	41.5 - 67.0
Southfield Way Surgery	M83698	86	12	14.0	8.2 - 22.8	84	41	48.8	38.4 - 59.3
The Colliery Practice	M83638	432	74	17.1	13.9 - 21.0	393	195	49.6	44.7 - 54.5
The Nile Practice	M83048	152	21	13.8	9.2 - 20.2	142	79	55.6	47.4 - 63.5
Wardles Lane Surgery	M83613	54	5	9.3	4.0 - 19.9	51	33	64.7	51.0 - 76.4
Yi, Dr A	M83639	105	16	15.2	9.6 - 23.3	101	60	59.4	49.7 - 68.5

* Rates for practices with N<25 not calculated

Key Performance Indicators - Cannock Chase CCG

Data Source: PEER, West Midlands Perinatal Institute

Data Period: 1 July 2009 - 15 August 2012



KPI 3a: Prevalence of IUGR at birth

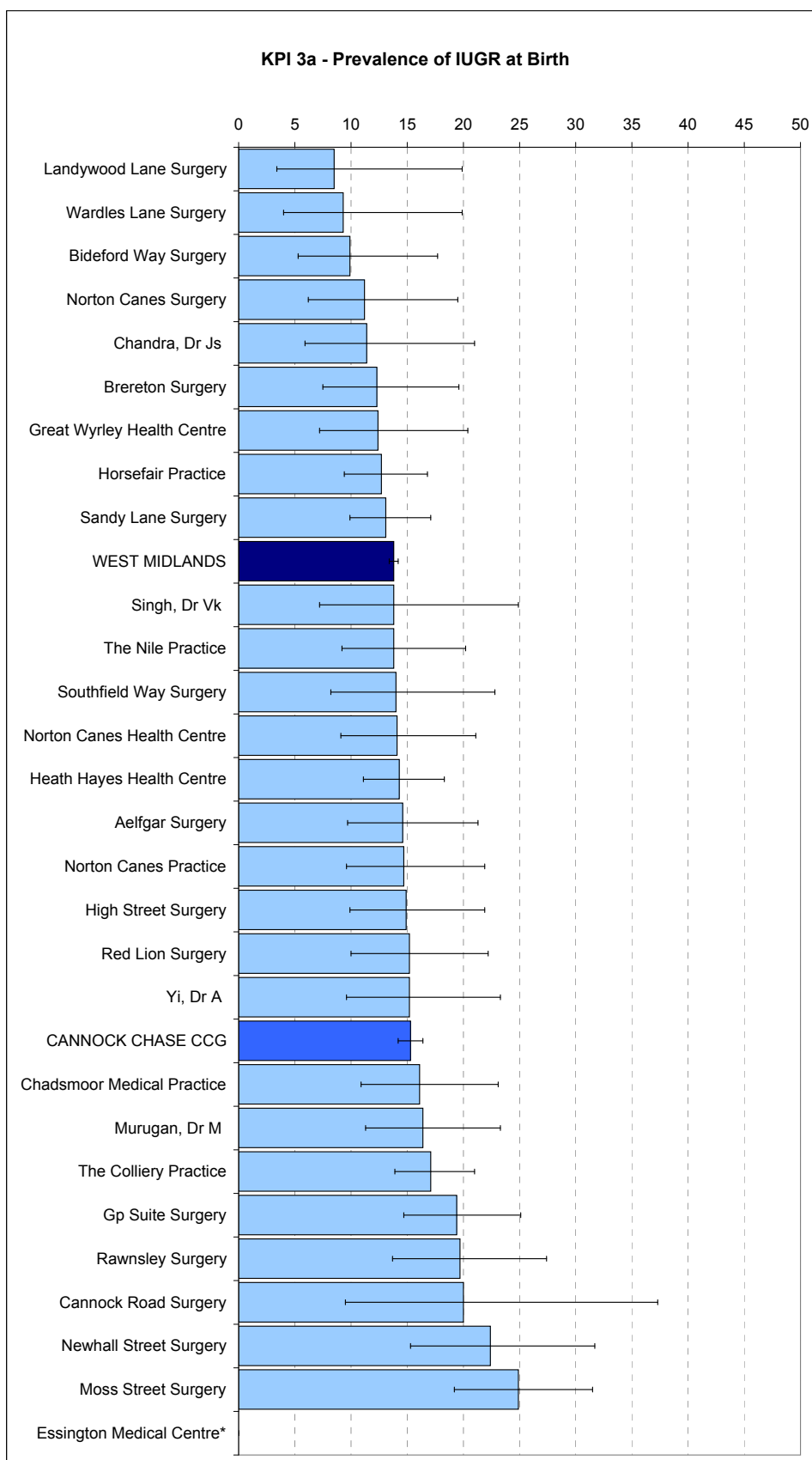
KPI definitions and targets:

KPI 5: Breastfeeding Initiation < 48 Hrs

www.pi.nhs.uk/rpnm/lfh/KPI_Evidence_Targets.pdf

NB: KPI 3b: Antenatal Detection of IUGR: Rates not shown by practice due to small numbers

(CCG Average: 42.9% WM Average: 31.8%)



* Rates not displayed for practices with N<25

Key Performance Indicators - Cannock Chase CCG

Data Source: PEER, West Midlands Perinatal Institute

Data Period: 1 July 2009 - 15 August 2012

KPI 3a: Prevalence of IUGR at birth

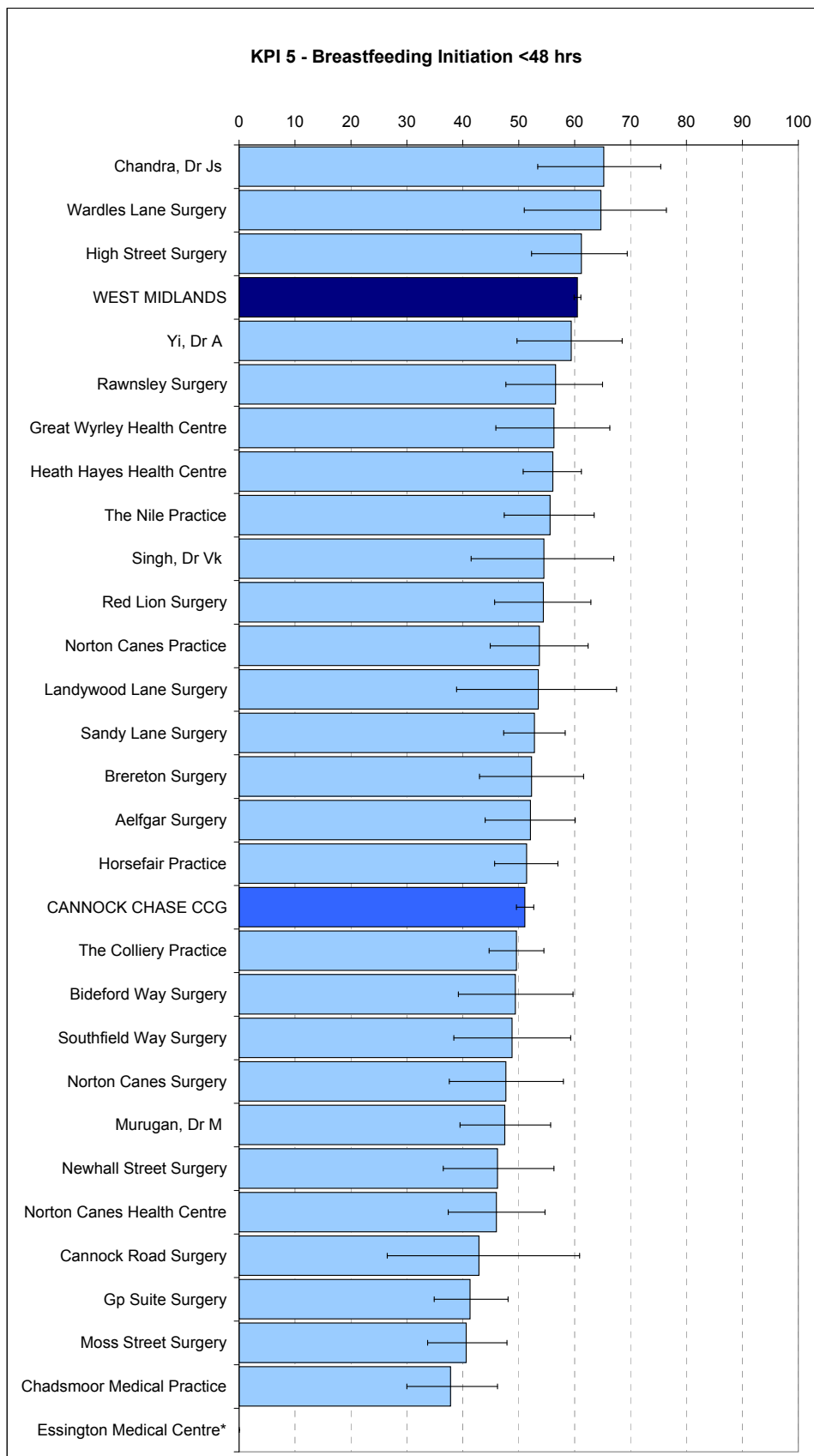
KPI definitions and targets:

KPI 5: Breastfeeding Initiation < 48 Hrs

www.pi.nhs.uk/rpnm/lfh/KPI_Evidence_Targets.pdf

NB: KPI 3b: Antenatal Detection of IUGR: Rates not shown by practice due to small numbers

(CCG Average: 42.9% WM Average: 31.8%)



* Rates not displayed for practices with N<25