

# Key Performance Indicators - Coventry Rugby CCG

Data Source: PEER, West Midlands Perinatal Institute

(Data Period: 1 July 2009 - 15 August 2012)

KPI 1: Early Booking

KPI 2: Continuity of Carer

KPI definitions and targets:

[www.pi.nhs.uk/rpnm/lfh\\_KPI\\_Evidence\\_Targets.pdf](http://www.pi.nhs.uk/rpnm/lfh_KPI_Evidence_Targets.pdf)



GP Practice Name	GP Practice Code	Completed Assessment < 13 Weeks				KPI 2: Continuity of Carer <sup>a</sup>			
		N	n	%	95% CI	N	n	%	95% CI
<b>WEST MIDLANDS (2011/12 Average)</b>				<b>89.6</b>	<b>89.2 - 89.9</b>			<b>79.2</b>	<b>78.7 - 79.6</b>
<b>COVENTRY AND RUGBY CCG</b>		<b>13431</b>	<b>11877</b>	<b>88.4</b>	<b>87.9 - 89.0</b>	<b>9625</b>	<b>6960</b>	<b>72.3</b>	<b>71.4 - 73.2</b>
95 Clifton Road Surgery	M84050	159	140	88.1	82.1 - 92.2	107	80	74.8	65.8 - 82.0
Albert Street Medical Centre	M84068	192	173	90.1	85.1 - 93.6	141	91	64.5	56.4 - 72.0
Allesley Park Medical Ctr	M86004	228	215	94.3	90.5 - 96.6	175	121	69.1	61.9 - 75.5
Allesley Village Surgery	M86039	69	62	89.9	80.5 - 95.0	51	26	51.0	37.7 - 64.1
Balliol Road Surgery	M86023	222	203	91.4	87.0 - 94.5	164	121	73.8	66.6 - 79.9
Barley Lea House	M86630	58	49	84.5	73.1 - 91.6	31	8	25.8	13.7 - 43.2
Beech Tree Medical Practice	M84065	109	93	85.3	77.5 - 90.8	75	50	66.7	55.4 - 76.3
Bell Green Health Centre	M86002	237	204	86.1	81.1 - 89.9	164	119	72.6	65.3 - 78.8
Bennfield Surgery	M84067	246	221	89.8	85.4 - 93.0	186	141	75.8	69.2 - 81.4
Bredon Avenue Surgery	M86038	110	99	90.0	83.0 - 94.3	76	49	64.5	53.3 - 74.3
Broad Lane Surgery	Y02857	3	3	-	-	2	1	-	-
Brookside Surgery	M84616	86	78	90.7	82.7 - 95.2	67	48	71.6	59.9 - 81.0
Broomfield Park Med.Ctr.	M86029	186	165	88.7	83.4 - 92.5	130	86	66.2	57.7 - 73.7
Central Medical Centre	M86028	151	117	77.5	70.2 - 83.4	100	77	77.0	67.8 - 84.2
Central Surgery	M84023	706	647	91.6	89.4 - 93.5	526	310	58.9	54.7 - 63.1
City Of Coventry Health Centre	M86617	63	56	88.9	78.8 - 94.5	36	30	83.3	68.1 - 92.1
Clifton Road Surgery	M84020	383	357	93.2	90.2 - 95.3	281	151	53.7	47.9 - 59.5
Copsewood Medical Centre	M86046	58	53	91.4	81.4 - 96.3	59	45	76.3	64.0 - 85.3
Coventry Nhs Healthcare Ctr	Y02613	2	2	-	-	1	1	-	-
Dadhania Surgery	M86610	59	50	84.7	73.5 - 91.8	44	26	59.1	44.4 - 72.3
Dunchurch Surgery	M84046	134	126	94.0	88.7 - 96.9	84	36	42.9	32.8 - 53.5
Edgwick Medical Centre	M86633	211	176	83.4	77.8 - 87.8	135	119	88.1	81.6 - 92.6
Engleton House Surgery	M86009	375	335	89.3	85.8 - 92.1	278	239	86.0	81.4 - 89.6
Forrest Medical Centre	M86010	319	282	88.4	84.4 - 91.5	226	138	61.1	54.6 - 67.2
George Eliot Medical Centre	M86612	3	3	-	-	3	2	-	-
Gosford Green Surgery	M86613	121	101	83.5	75.8 - 89.0	82	74	90.2	81.9 - 95.0
Govind Health Centre	M86622	55	49	89.1	78.2 - 94.9	37	25	67.6	51.5 - 80.4
Henley Green Medical Centre	M86035	39	37	94.9	83.1 - 98.6	32	31	96.9	84.3 - 99.4
Hillfields Health Centre - 1	M86005	23	18	-	-	6	5	-	-
Hkmc	M86041	79	75	94.9	87.7 - 98.0	54	50	92.6	82.4 - 97.1
Holbrooks Health Team	M86032	398	363	91.2	88.0 - 93.6	291	204	70.1	64.6 - 75.1
Holyhead Surgery	M86013	117	104	88.9	81.9 - 93.4	90	79	87.8	79.4 - 93.0
Jubilee Health Centre	M86624	345	296	85.8	81.7 - 89.1	259	157	60.6	54.6 - 66.4
Jubilee Healthcare	M86006	72	59	81.9	71.5 - 89.1	54	39	72.2	59.1 - 82.4
Kensington Road Surgery	M86030	161	152	94.4	89.7 - 97.0	118	68	57.6	48.6 - 66.2
Kenyon Medical Centres	M86015	372	344	92.5	89.3 - 94.7	275	201	73.1	67.6 - 78.0
Limbrick Wood Surgery	M86605	104	92	88.5	80.9 - 93.3	77	60	77.9	67.5 - 85.7
Longford Medical Centre	M86607	146	122	83.6	76.7 - 88.7	110	60	54.5	45.2 - 63.5
Maidavale Surgery	M86043	36	32	88.9	74.7 - 95.6	24	12	-	-
Malling At Stoke Aldermoor	Y02612	18	14	-	-	16	15	-	-
Malling Health At Foleshill	Y02784	3	2	-	-	3	2	-	-
Mansfield Medical Centre	M86017	349	315	90.3	86.7 - 92.9	262	244	93.1	89.4 - 95.6
Meridian	Y00996	77	59	76.6	66.0 - 84.7	57	37	64.9	51.9 - 76.0
Moseley Avenue Surgery	M86018	90	79	87.8	79.4 - 93.0	67	58	86.6	76.4 - 92.8
Paradise Medical Centre	M86045	276	248	89.9	85.7 - 92.9	190	156	82.1	76.0 - 86.9
Park House	M86044	132	114	86.4	79.5 - 91.2	90	83	92.2	84.8 - 96.2
Park Leys Medical Practice	M84012	350	317	90.6	87.1 - 93.2	239	203	84.9	79.9 - 88.9
Phoenix Family Care	M86007	107	97	90.7	83.6 - 94.8	70	43	61.4	49.7 - 72.0
Priory Gate Practice	M86012	132	111	84.1	76.9 - 89.4	81	73	90.1	81.7 - 94.9
Quinton Park Medical Centre	M86037	83	77	92.8	85.1 - 96.6	51	46	90.2	79.0 - 95.7
Revel Surgery	M84031	174	155	89.1	83.6 - 92.9	128	112	87.5	80.7 - 92.2
Sky Blue Medical Group	M86003	683	585	85.7	82.8 - 88.1	474	299	63.1	58.6 - 67.3
Springfield Medical Practice	M86021	260	250	96.2	93.1 - 97.9	180	143	79.4	73.0 - 84.7
Station Street West Surgery	M86619	177	131	74.0	67.1 - 79.9	128	78	60.9	52.3 - 69.0
Stoke Aldermoor Med Ctr	M86627	190	164	86.3	80.7 - 90.5	145	127	87.6	81.2 - 92.0
Stoney Stanton Medical Centre	M86016	207	166	80.2	74.2 - 85.1	143	103	72.0	64.2 - 78.7
Swanswell Medical Centre	M86621	72	57	79.2	68.4 - 86.9	47	37	78.7	65.1 - 88.0
Tanyfron	M86634	20	18	-	-	12	11	-	-
The Anchor Centre	Y00060	165	135	81.8	75.2 - 87.0	140	107	76.4	68.8 - 82.7
The Cheylesmore Surgery	M86027	174	159	91.4	86.3 - 94.7	120	92	76.7	68.3 - 83.3
The Crossley Practice	M86011	111	100	90.1	83.1 - 94.4	87	65	74.7	64.7 - 82.7
The Forum Health Centre	M86014	118	100	84.7	77.2 - 90.1	106	53	50.0	40.6 - 59.4
The Gables Medicentre	M86008	362	317	87.6	83.8 - 90.6	251	223	88.8	84.3 - 92.2
Tile Hill Surgery	M86629	104	100	96.2	90.5 - 98.5	78	40	51.3	40.4 - 62.1
Torcross Medical Centre	Y00140	57	52	91.2	81.1 - 96.2	33	16	48.5	32.5 - 64.8
Walsgrave Health Centre	M86040	203	182	89.7	84.7 - 93.1	145	130	89.7	83.6 - 93.6
Walsgrave Road Surgery - 1	M86022	89	65	73.0	63.0 - 81.2	63	52	82.5	71.4 - 90.0
Westside Medical Centre	M84035	323	294	91.0	87.4 - 93.7	223	137	61.4	54.9 - 67.6
Westwood Medical H/Centre	M86019	166	146	88.0	82.1 - 92.1	126	82	65.1	56.4 - 72.8
Whitehall Medical Practice	M84004	320	290	90.6	86.9 - 93.4	221	169	76.5	70.5 - 81.6
Willenhall Oak Medical Centre	M86033	144	117	81.3	74.1 - 86.8	100	83	83.0	74.5 - 89.1
Willenhall Primary Care Centre - 1	M86001	166	132	79.5	72.7 - 85.0	111	102	91.9	85.3 - 95.7
Willenhall Primary Care Centre - 2	M86026	114	94	82.5	74.4 - 88.3	82	73	89.0	80.4 - 94.1
Windmill Surgery	M86048	212	190	89.6	84.8 - 93.0	154	120	77.9	70.7 - 83.7
Wolston Surgery	M84016	105	99	94.3	88.1 - 97.4	70	40	57.1	45.5 - 68.1
Wood End Health Centre	M86020	361	315	87.3	83.4 - 90.3	265	135	50.9	45.0 - 56.9
Woodside Medical Centre	M86034	37	34	91.9	78.7 - 97.2	27	9	33.3	18.6 - 52.2
Woodway Medical Centre	M86638	192	178	92.7	88.1 - 95.6	143	138	96.5	92.1 - 98.5
Wyken Medical Centre	M86604	71	66	93.0	84.6 - 97.0	46	44	95.7	85.5 - 98.8

\* Rates for practices with N<25 not calculated

<sup>a</sup> From Sept. 2010 only, with definition of 'continuity' including 2 midwives

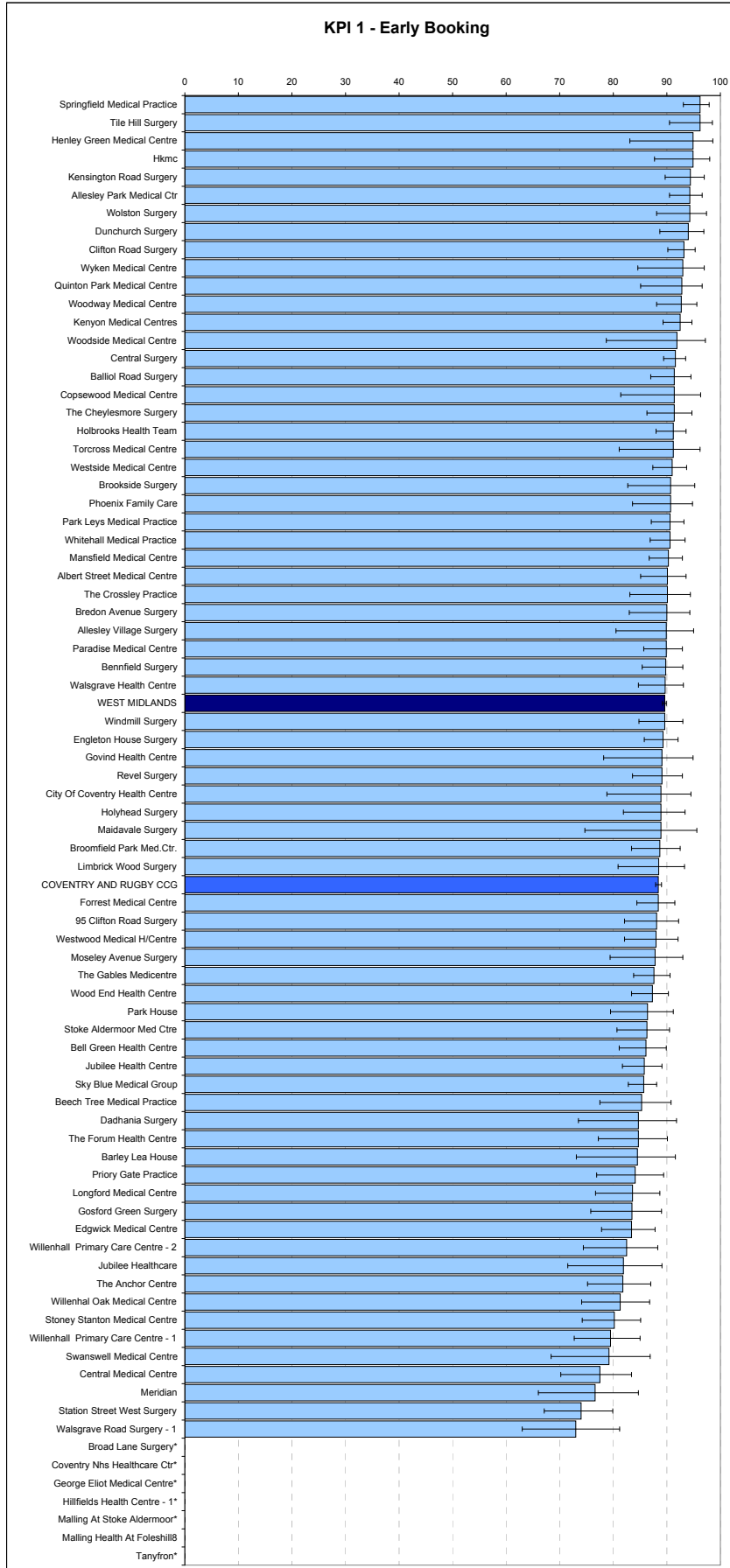
# Key Performance Indicators - Coventry Rugby CCG

Data Source: PEER, West Midlands Perinatal Institute  
 Data Period: 1 July 2009 - 15 August 2012



KPI 1: Early Booking  
 KPI 2: Continuity of Carer

KPI definitions and targets:  
[www.pi.nhs.uk/rpnm/lfh/KPI\\_Evidence\\_Targets.pdf](http://www.pi.nhs.uk/rpnm/lfh/KPI_Evidence_Targets.pdf)



\* Rates not displayed for practices with N<25

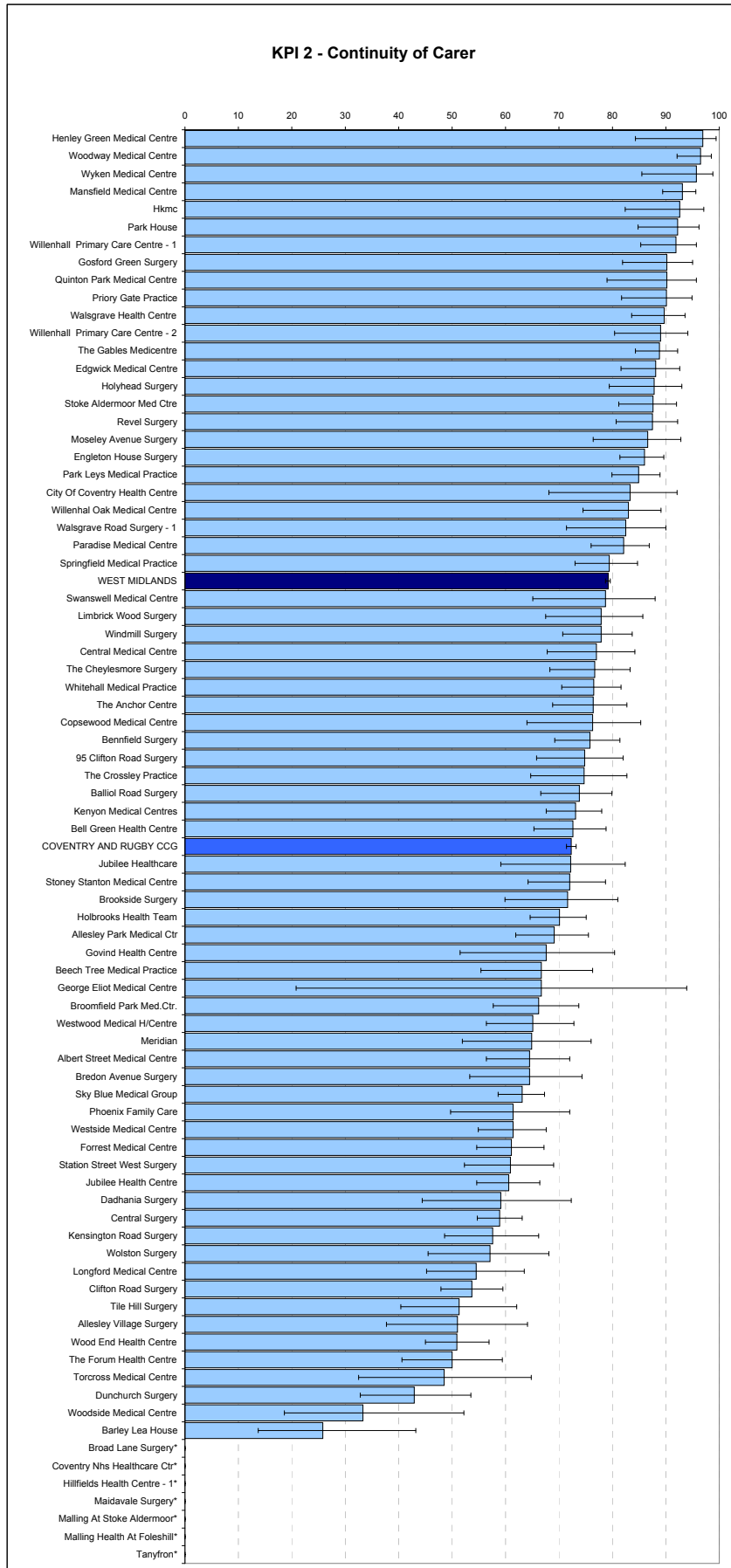
# Key Performance Indicators - Coventry Rugby CCG

Data Source: PEER, West Midlands Perinatal Institute  
 Data Period: 1 July 2009 - 15 August 2012



KPI 1: Early Booking  
 KPI 2: Continuity of Carer

KPI definitions and targets:  
[www.pi.nhs.uk/rpnm/lfh/KPI\\_Evidence\\_Targets.pdf](http://www.pi.nhs.uk/rpnm/lfh/KPI_Evidence_Targets.pdf)



\* Rates not displayed for practices with N<25

# Key Performance Indicators - Coventry Rugby CCG

Data Source: PEER, West Midlands Perinatal Institute

(Data Period: 1 July 2009 - 15 August 2012)

KPI 4a - Smoking at Booking

KPI definitions and targets:

KPI 4b: Smoking at Delivery

[www.pl.nhs.uk/rpnm/lfh\\_KPI\\_Evidence\\_Targets.pdf](http://www.pl.nhs.uk/rpnm/lfh_KPI_Evidence_Targets.pdf)

NB: KPI 4c: Smoking Cessation: Rates not shown by practice because of small numbers

(CCG Average: 29.9% WM Average: 27.1%)



GP Practice Name	GP Practice Code	KPI 4a: Smoking at Booking				KPI 4b: Smoking at Delivery			
		N	n	%	95% CI	N	n	%	95% CI
<b>WEST MIDLANDS (2011/12 Average)</b>		<b>13515</b>	<b>2501</b>	<b>18.3</b>	<b>18.9 - 19.8</b>			<b>14.3</b>	<b>13.9 - 14.8</b>
<b>COVENTRY AND RUGBY CCG</b>						<b>11115</b>	<b>1391</b>	<b>12.5</b>	<b>11.9 - 13.1</b>
95 Clifton Road Surgery	M84050	159	40	25.2	19.1 - 32.4	137	22	16.1	10.9 - 23.1
Albert Street Medical Centre	M84068	194	47	24.2	18.7 - 30.7	162	26	16.0	11.2 - 22.5
Allesley Park Medical Ctr	M86004	229	35	15.3	11.2 - 20.5	205	22	10.7	7.2 - 15.7
Allesley Village Surgery	M86039	69	8	11.6	6.0 - 21.2	58	3	5.2	1.8 - 14.1
Balliol Road Surgery	M86023	224	40	17.9	13.4 - 23.4	187	17	9.1	5.8 - 14.1
Barley Lea House	M86630	58	20	34.5	23.6 - 47.3	43	12	27.9	16.7 - 42.7
Beech Tree Medical Practice	M84065	109	22	20.2	13.7 - 28.7	91	10	11.0	6.1 - 19.1
Bell Green Health Centre	M86002	238	54	22.7	17.8 - 28.4	197	33	16.8	12.2 - 22.6
Bennfield Surgery	M84067	248	52	21.0	16.4 - 26.5	213	32	15.0	10.8 - 20.4
Bredon Avenue Surgery	M86038	112	18	16.1	10.4 - 24.0	87	8	9.2	4.7 - 17.1
Broad Lane Surgery	Y02857	3	1	-	-	2	0	-	-
Brookside Surgery	M84616	87	3	3.4	1.2 - 9.7	77	0	0.0	0.0 - 4.8
Broomfield Park Med.Ctr.	M86029	187	22	11.8	7.9 - 17.2	149	11	7.4	4.2 - 12.7
Central Medical Centre	M86028	152	10	6.6	3.6 - 11.7	127	9	7.1	3.8 - 12.9
Central Surgery	M84023	718	123	17.1	14.6 - 20.1	620	77	12.4	10.1 - 15.2
City Of Coventry Health Centre	M86617	64	9	14.1	7.6 - 24.6	52	5	9.6	4.2 - 20.6
Clifton Road Surgery	M84020	382	68	17.8	14.3 - 22.0	321	40	12.5	9.3 - 16.5
Copsewood Medical Centre	M86046	59	7	11.9	5.9 - 22.5	54	5	9.3	4.0 - 19.9
Coventry Nhs Healthcare Ctr	Y02613	2	0	-	-	0	0	-	-
Dadnania Surgery	M86610	59	13	22.0	13.4 - 34.1	49	9	18.4	10.0 - 31.4
Dunchurch Surgery	M84046	135	8	5.9	3.0 - 11.3	113	2	1.8	0.5 - 6.2
Edgwick Medical Centre	M86633	213	22	10.3	6.9 - 15.1	160	10	6.3	3.4 - 11.1
Engleton House Surgery	M86009	381	53	13.9	10.8 - 17.7	308	28	9.1	6.4 - 12.8
Forrest Medical Centre	M86010	321	57	17.8	14.0 - 22.3	268	30	11.2	8.0 - 15.5
George Eliot Medical Centre	M86612	3	1	33.3	6.1 - 79.2	2	0	-	-
Gosford Green Surgery	M86613	122	24	19.7	13.6 - 27.6	98	13	13.3	7.9 - 21.4
Govind Health Centre	M86622	56	3	5.4	1.8 - 14.6	45	0	0.0	0.0 - 7.9
Henley Green Medical Centre	M86035	39	20	51.3	36.2 - 66.1	30	12	40.0	24.6 - 57.7
Hillfields Health Centre - 1	M86005	23	3	-	-	19	2	-	-
Hkmc	M86041	79	11	13.9	8.0 - 23.2	66	8	12.1	6.3 - 22.1
Holbrooks Health Team	M86032	398	100	25.1	21.1 - 29.6	323	56	17.3	13.6 - 21.8
Holyhead Surgery	M86013	117	28	23.9	17.1 - 32.4	97	16	16.5	10.4 - 25.1
Jubilee Health Centre	M86624	346	61	17.6	14.0 - 22.0	283	35	12.4	9.0 - 16.7
Jubilee Healthcare	M86006	72	10	13.9	7.7 - 23.7	57	5	8.8	3.8 - 18.9
Kensington Road Surgery	M86030	165	16	9.7	6.1 - 15.2	135	7	5.2	2.5 - 10.3
Kenyon Medical Centres	M86015	378	86	22.8	18.8 - 27.2	309	51	16.5	12.8 - 21.1
Limbrick Wood Surgery	M86605	106	18	17.0	11.0 - 25.3	90	14	15.6	9.5 - 24.4
Longford Medical Centre	M86607	146	43	29.5	22.7 - 37.3	123	26	21.1	14.9 - 29.2
Maidavale Surgery	M86043	36	2	5.6	1.5 - 18.1	29	1	3.4	0.6 - 17.2
Malling At Stoke Aldermoor	Y02612	18	6	-	-	17	3	-	-
Malling Health At Foleshill	Y02784	3	0	-	-	1	0	-	-
Mansfield Medical Centre	M86017	350	50	14.3	11.0 - 18.3	296	29	9.8	6.9 - 13.7
Meridian	Y00996	80	0	0.0	0.0 - 4.6	67	2	3.0	0.8 - 10.2
Moseley Avenue Surgery	M86018	90	12	13.3	7.8 - 21.9	74	6	8.1	3.8 - 16.6
Paradise Medical Centre	M86045	276	18	6.5	4.2 - 10.1	231	11	4.8	2.7 - 8.3
Park House	M86044	132	34	25.8	19.1 - 33.8	110	21	19.1	12.8 - 27.4
Park Leys Medical Practice	M84012	350	79	22.6	18.5 - 27.2	290	43	14.8	11.2 - 19.4
Phoenix Family Care	M86007	107	9	8.4	4.5 - 15.2	87	5	5.7	2.5 - 12.8
Priory Gate Practice	M86012	132	24	18.2	12.5 - 25.6	102	11	10.8	6.1 - 18.3
Quinton Park Medical Centre	M86037	83	11	13.3	7.6 - 22.2	63	5	7.9	3.4 - 17.3
Revel Surgery	M84031	175	17	9.7	6.2 - 15.0	151	6	4.0	1.8 - 8.4
Sky Blue Medical Group	M86003	686	75	10.9	8.8 - 13.5	544	40	7.4	5.4 - 9.9
Springfield Medical Practice	M86021	261	48	18.4	14.2 - 23.5	215	19	8.8	5.7 - 13.4
Station Street West Surgery	M86619	179	22	12.3	8.3 - 17.9	148	16	10.8	6.8 - 16.8
Stoke Aldermoor Med Ctre	M86627	189	32	16.9	12.3 - 22.9	157	16	10.2	6.4 - 15.9
Stoney Stanton Medical Centre	M86016	209	47	22.5	17.4 - 28.6	165	19	11.5	7.5 - 17.3
Swanswell Medical Centre	M86621	73	8	11.0	5.7 - 20.2	57	5	8.8	3.8 - 18.9
Tanyfron	M86634	19	7	-	-	17	6	-	-
The Anchor Centre	Y00060	166	35	21.1	15.6 - 27.9	145	19	13.1	8.6 - 19.6
The Cheylesmore Surgery	M86027	181	24	13.3	9.1 - 19.0	144	14	9.7	5.9 - 15.7
The Crossley Practice	M86011	110	29	26.4	19.0 - 35.3	94	19	20.2	13.3 - 29.4
The Forum Health Centre	M86014	119	17	14.3	9.1 - 21.7	101	10	9.9	5.5 - 17.3
The Gables Medicentre	M86008	363	80	22.0	18.1 - 26.6	293	58	19.8	15.6 - 24.7
Tile Hill Surgery	M86629	109	29	26.6	19.2 - 35.6	88	13	14.8	8.8 - 23.7
Torcross Medical Centre	Y00140	57	9	15.8	8.5 - 27.4	41	3	7.3	2.5 - 19.4
Walsgrave Health Centre	M86040	203	17	8.4	5.3 - 13.0	163	5	3.1	1.3 - 7.0
Walsgrave Road Surgery - 1	M86022	89	12	13.5	7.9 - 22.1	75	7	9.3	4.6 - 18.0
Westside Medical Centre	M84035	324	79	24.4	20.0 - 29.3	269	44	16.4	12.4 - 21.2
Westwood Medical H/Centre	M86019	168	47	28.0	21.7 - 35.2	131	24	18.3	12.6 - 25.8
Whitehall Medical Practice	M84004	321	56	17.4	13.7 - 22.0	266	28	10.5	7.4 - 14.8
Willenhall Oak Medical Centre	M86033	144	42	29.2	22.4 - 37.1	106	18	17.0	11.0 - 25.3
Willenhall Primary Care Centre - 1	M86001	166	55	33.1	26.4 - 40.6	133	27	20.3	14.3 - 27.9
Willenhall Primary Care Centre - 2	M86026	115	34	29.6	22.0 - 38.5	93	19	20.4	13.5 - 29.7
Windmill Surgery	M86048	211	43	20.4	15.5 - 26.3	165	23	13.9	9.5 - 20.0
Wolston Surgery	M84016	107	20	18.7	12.4 - 27.1	90	10	11.1	6.1 - 19.3
Wood End Health Centre	M86020	360	143	39.7	34.8 - 44.9	294	85	28.9	24.0 - 34.3
Woodside Medical Centre	M86034	38	10	26.3	15.0 - 42.0	29	6	20.7	9.8 - 38.4
Woodway Medical Centre	M86638	192	41	21.4	16.1 - 27.7	156	25	16.0	11.1 - 22.6
Wyken Medical Centre	M86604	71	22	31.0	21.4 - 42.5	61	14	23.0	14.2 - 34.9

\* Rates for practices with N<25 not calculated

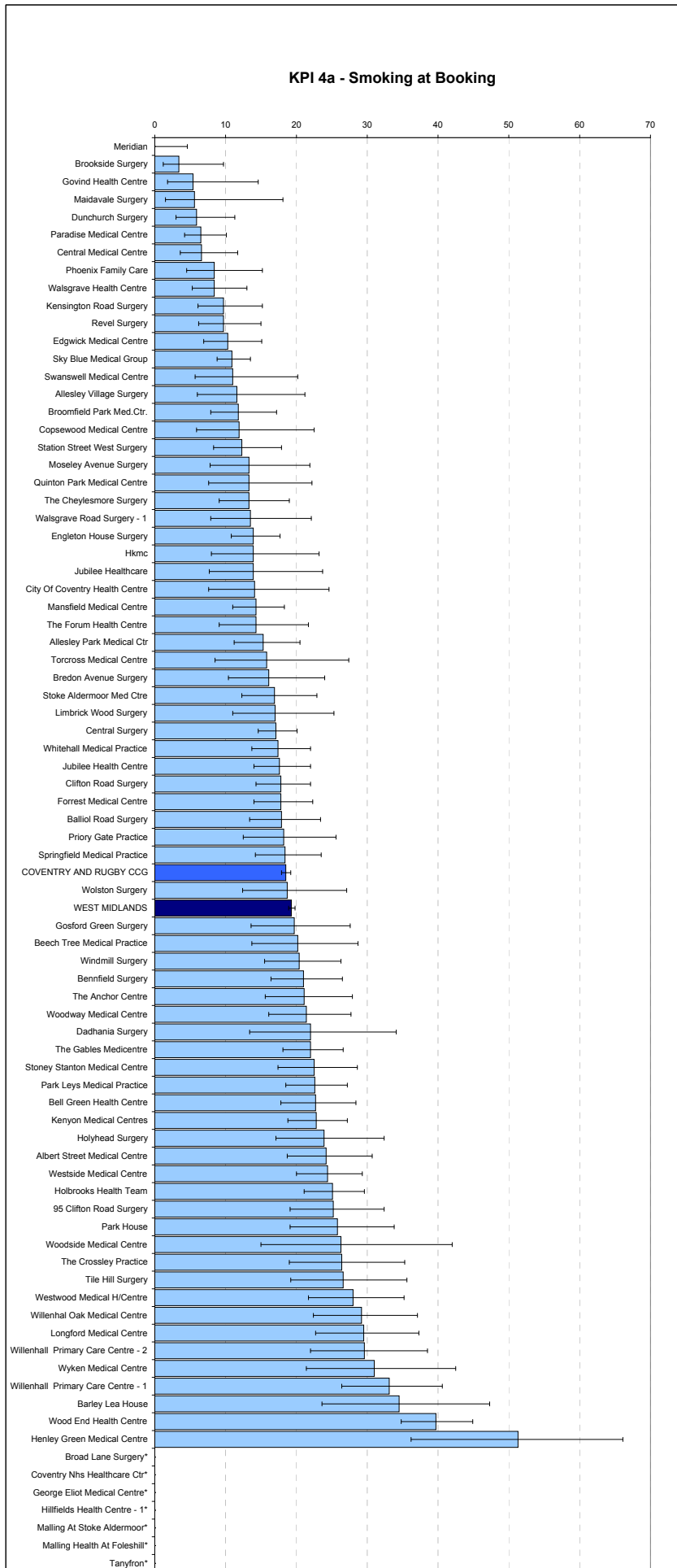
# Key Performance Indicators - Coventry Rugby CCG

Data Source: PEER, West Midlands Perinatal Institute  
 Data Period: 1 July 2009 - 15 August 2012



KPI 4a - Smoking at Booking  
 KPI 4b: Smoking at Delivery  
 NB: KPI 4c: Smoking Cessation: Rates not shown by practice due to small numbers  
 (CCG Average: 29.9% WM Average: 27.1%)

KPI definitions and targets:  
[www.pi.nhs.uk/rpnm/lfh/KPI\\_Evidence\\_Targets.pdf](http://www.pi.nhs.uk/rpnm/lfh/KPI_Evidence_Targets.pdf)



\* Rates not displayed for practices with N<25

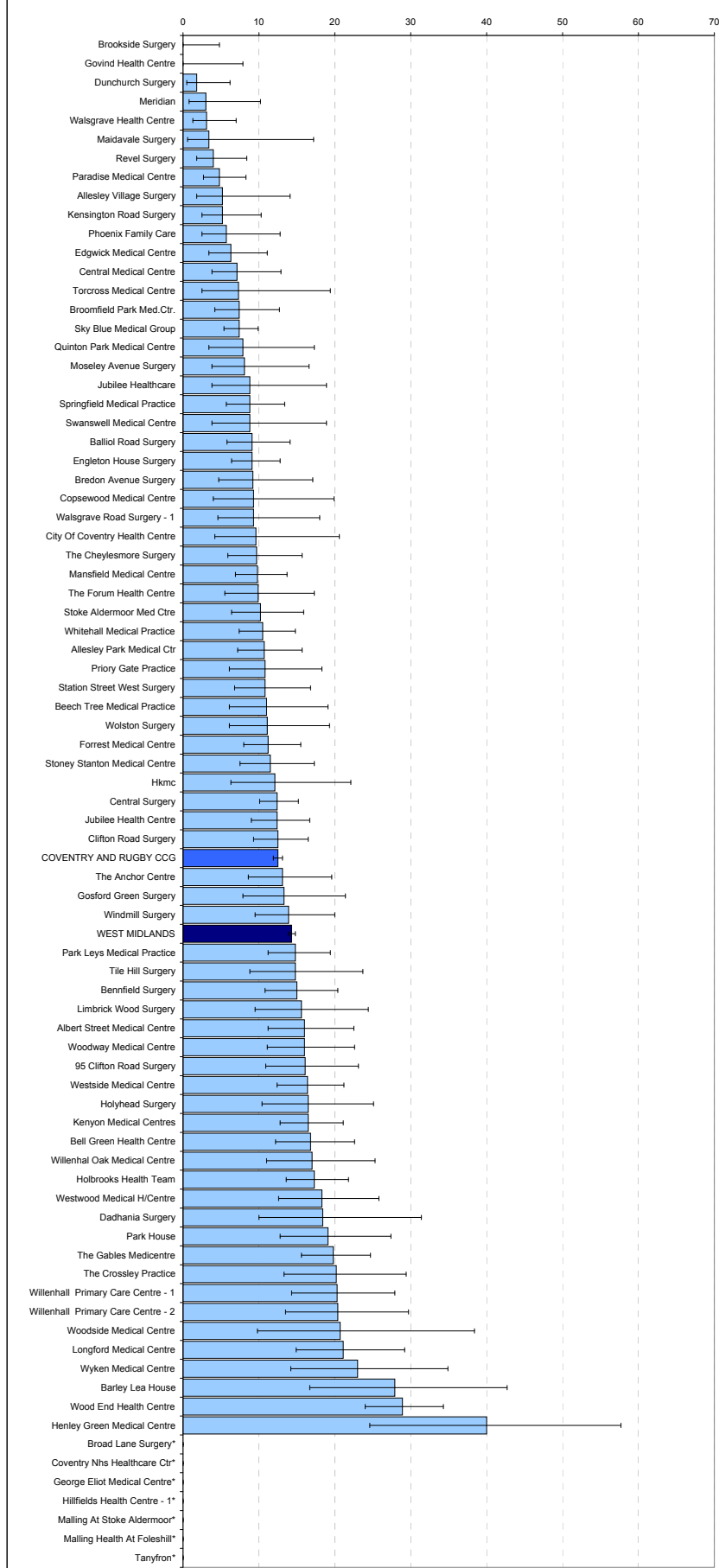
# Key Performance Indicators - Coventry Rugby CCG

Data Source: PEER, West Midlands Perinatal Institute  
 Data Period: 1 July 2009 - 15 August 2012



KPI 4a - Smoking at Booking  
 KPI 4b: Smoking at Delivery  
 NB: KPI 4c: Smoking Cessation: Rates not shown by practice due to small numbers  
 (CCG Average: 29.9% WM Average: 27.1%)

## KPI 4b - Smoking at Delivery



\* Rates not displayed for practices with N<25

# Key Performance Indicators - Coventry Rugby CCG

Data Source: PEER, West Midlands Perinatal Institute

(Data Period: 1 July 2009 - 15 August 2012)

KPI 3a: Prevalence of IUGR at birth KPI definitions and targets:

KPI 5: Breastfeeding Initiation < 48 Hrs [www.pi.nhs.uk/rpnm/lfh/KPI\\_Evidence\\_Targets.pdf](http://www.pi.nhs.uk/rpnm/lfh/KPI_Evidence_Targets.pdf)

NB: KPI 3b: Antenatal Detection of IUGR: Rates not shown by practice because of small numbers  
(CCG Average: 24.8% WM Average: 31.8%)



GP Practice Name	GP Practice Code	KPI 3a: Intrauterine Growth Restriction (IUGR) at birth (cust cent <10)				KPI 5: Breastfeeding Initiation < 48 Hrs			
		N	n	%	95% CI	N	n	%	95% CI
<b>WEST MIDLANDS (2011/12 Average)</b>		<b>13301</b>	<b>1883</b>	<b>14.2</b>	<b>13.4 - 14.2</b>			<b>60.5</b>	<b>59.9 - 61.1</b>
<b>COVENTRY AND RUGBY CCG</b>						<b>11581</b>	<b>7599</b>	<b>65.6</b>	<b>64.7 - 66.5</b>
95 Clifton Road Surgery	M84050	155	16	10.3	6.5 - 16.1	131	80	61.1	52.5 - 69.0
Albert Street Medical Centre	M84068	191	24	12.6	8.6 - 18.0	170	112	65.9	58.5 - 72.6
Allesley Park Medical Ctr	M86004	227	20	8.8	5.8 - 13.2	209	144	68.9	62.3 - 74.8
Allesley Village Surgery	M86039	68	11	16.2	9.3 - 26.7	66	48	72.7	61.0 - 82.0
Balliol Road Surgery	M86023	221	29	13.1	9.3 - 18.2	197	119	60.4	53.4 - 67.0
Barley Lea House	M86630	55	8	14.5	7.6 - 26.2	48	33	68.8	54.7 - 80.1
Beech Tree Medical Practice	M84065	105	17	16.2	10.4 - 24.4	92	67	72.8	63.0 - 80.9
Bell Green Health Centre	M86002	236	42	17.8	13.4 - 23.2	209	109	52.2	45.4 - 58.8
Bennfield Surgery	M84067	247	32	13.0	9.3 - 17.7	218	155	71.1	64.8 - 76.7
Bredon Avenue Surgery	M86038	106	14	13.2	8.0 - 21.0	99	69	69.7	60.0 - 77.9
Broad Lane Surgery	Y02857	3	1	-	-	3	1	-	-
Brookside Surgery	M84616	87	8	9.2	4.7 - 17.1	78	70	89.7	81.0 - 94.7
Broomfield Park Med.Ctr.	M86029	186	25	13.4	9.3 - 19.1	158	118	74.7	67.4 - 80.8
Central Medical Centre	M86028	151	27	17.9	12.6 - 24.8	122	77	63.1	54.3 - 71.2
Central Surgery	M84023	707	90	12.7	10.5 - 15.4	629	468	74.4	70.9 - 77.7
City Of Coventry Health Centre	M86617	64	7	10.9	5.4 - 20.9	53	30	56.6	43.3 - 69.0
Clifton Road Surgery	M84020	378	51	13.5	10.4 - 17.3	336	246	73.2	68.2 - 77.2
Copewood Medical Centre	M86046	57	7	12.3	6.1 - 23.2	57	50	87.7	76.8 - 93.9
Coventry Nhs Healthcare Ctr	Y02613	2	0	-	-	1	1	-	-
Dadhania Surgery	M86610	59	15	25.4	16.1 - 37.8	48	29	60.4	46.3 - 73.0
Dunchurch Surgery	M84046	135	20	14.8	9.8 - 21.8	117	94	80.3	72.2 - 86.5
Edgwick Medical Centre	M86633	211	33	15.6	11.4 - 21.1	173	112	64.7	57.4 - 71.5
Engleton House Surgery	M86009	373	55	14.7	11.5 - 18.7	323	216	66.9	61.6 - 71.8
Forrest Medical Centre	M86010	317	41	12.9	9.7 - 17.1	282	174	61.7	55.9 - 67.2
George Eliot Medical Centre	M86612	3	0	-	-	2	2	-	-
Gosford Green Surgery	M86613	121	25	20.7	14.4 - 28.7	103	65	63.1	53.5 - 71.8
Govind Health Centre	M86622	55	5	9.1	3.9 - 19.6	52	41	78.8	66.0 - 87.8
Henley Green Medical Centre	M86035	39	6	15.4	7.2 - 29.7	36	17	47.2	32.0 - 63.0
Hillfields Health Centre - 1	M86005	23	2	-	-	21	13	-	-
Hkmc	M86041	78	14	17.9	11.0 - 27.9	67	40	59.7	47.7 - 70.6
Holbrooks Health Team	M86032	392	70	17.9	14.4 - 22.0	336	183	54.5	49.1 - 59.7
Holyhead Surgery	M86013	115	23	20.0	13.7 - 28.2	94	68	72.3	62.6 - 80.4
Jubilee Health Centre	M86624	340	45	13.2	10.0 - 17.3	293	188	64.2	58.5 - 69.4
Jubilee Healthcare	M86006	70	12	17.1	10.1 - 27.6	67	46	68.7	56.8 - 78.5
Kensington Road Surgery	M86030	160	21	13.1	8.7 - 19.2	146	114	78.1	70.7 - 84.0
Kenyon Medical Centres	M86015	359	51	14.2	11.0 - 18.2	322	195	60.6	55.1 - 65.7
Limbrick Wood Surgery	M86605	107	10	9.3	5.2 - 16.4	90	59	65.6	55.3 - 74.6
Longford Medical Centre	M86607	143	24	16.8	11.5 - 23.8	123	71	57.7	48.9 - 66.1
Maidavale Surgery	M86043	36	4	11.1	4.4 - 25.3	32	26	81.3	64.7 - 91.1
Malling At Stoke Aldermoor	Y02612	18	5	-	-	18	13	-	-
Malling Health At Foleshill	Y02784	3	0	-	-	3	2	-	-
Mansfield Medical Centre	M86017	347	39	11.2	8.3 - 15.0	304	213	70.1	64.7 - 74.9
Meridian	Y00996	76	10	13.2	7.3 - 22.6	67	53	79.1	67.9 - 87.1
Moseley Avenue Surgery	M86018	88	12	13.6	8.0 - 22.3	83	60	72.3	61.8 - 80.8
Paradise Medical Centre	M86045	273	30	11.0	7.8 - 15.3	227	147	64.8	58.3 - 70.7
Park House	M86044	132	23	17.4	11.9 - 24.8	113	72	63.7	54.5 - 72.0
Park Leys Medical Practice	M84012	340	62	18.2	14.5 - 22.7	313	194	62.0	56.5 - 67.2
Phoenix Family Care	M86007	107	12	11.2	6.5 - 18.6	98	74	75.5	66.1 - 83.0
Priony Gate Practice	M86012	131	19	14.5	9.5 - 21.5	101	55	54.5	44.8 - 63.8
Quinton Park Medical Centre	M86037	83	5	6.0	2.6 - 13.3	72	39	54.2	42.7 - 65.2
Revel Surgery	M84031	171	15	8.8	5.4 - 14.0	142	113	79.6	72.2 - 85.4
Sky Blue Medical Group	M86003	674	79	11.7	9.5 - 14.4	584	446	76.4	72.8 - 79.6
Springfield Medical Practice	M86021	259	26	10.0	6.9 - 14.3	228	150	65.8	59.4 - 71.6
Station Street West Surgery	M86619	171	24	14.0	9.6 - 20.0	142	106	74.6	66.9 - 81.1
Stoke Aldermoor Med Ctr	M86627	188	23	12.2	8.3 - 17.7	161	93	57.8	50.0 - 65.1
Stoney Stanton Medical Centre	M86016	206	34	16.5	12.1 - 22.2	181	122	67.4	60.3 - 73.8
Swanswell Medical Centre	M86621	72	17	23.6	15.3 - 34.6	59	44	74.6	62.2 - 83.9
Tanyfron	M86634	18	3	-	-	15	9	-	-
The Anchor Centre	Y00060	159	31	19.5	14.1 - 26.3	140	101	72.1	64.2 - 78.9
The Cheylesmore Surgery	M86027	180	28	15.6	11.0 - 21.6	149	110	73.8	66.2 - 80.2
The Crossley Practice	M86011	111	17	15.3	9.8 - 23.2	99	54	54.5	44.8 - 64.0
The Forum Health Centre	M86014	113	15	13.3	8.2 - 20.8	98	62	63.3	53.4 - 72.1
The Gables Medicentre	M86008	357	60	16.8	13.3 - 21.0	316	182	57.6	52.1 - 62.9
Tile Hill Surgery	M86629	108	11	10.2	5.8 - 17.3	94	51	54.3	44.2 - 64.0
Torcross Medical Centre	Y00140	57	8	14.0	7.3 - 25.3	47	28	59.6	45.3 - 72.4
Walsgrave Health Centre	M86040	199	27	13.6	9.5 - 19.0	173	123	71.1	63.9 - 77.3
Walsgrave Road Surgery - 1	M86022	88	8	9.1	4.7 - 16.9	77	55	71.4	60.5 - 80.3
Westside Medical Centre	M84035	321	54	16.8	13.1 - 21.3	280	188	67.1	61.4 - 72.4
Westwood Medical H/Centre	M86019	165	31	18.8	13.6 - 25.4	141	74	52.5	44.3 - 60.5
Whitehall Medical Practice	M84004	319	41	12.9	9.6 - 17.0	270	204	75.6	70.1 - 80.3
Willenhall Oak Medical Centre	M86033	141	20	14.2	9.4 - 20.9	127	54	42.5	34.3 - 51.2
Willenhall Primary Care Centre - 1	M86001	163	18	11.0	7.1 - 16.8	141	83	58.9	50.6 - 66.6
Willenhall Primary Care Centre - 2	M86026	113	18	15.9	10.3 - 23.8	98	44	44.9	35.4 - 54.8
Windmill Surgery	M86048	210	28	13.3	9.4 - 18.6	174	110	63.2	55.8 - 70.0
Wolston Surgery	M84016	106	16	15.1	9.5 - 23.1	88	70	79.5	70.0 - 86.7
Wood End Health Centre	M86020	356	66	18.5	14.8 - 22.9	310	121	39.0	33.8 - 44.6
Woodside Medical Centre	M86034	37	3	8.1	2.8 - 21.3	31	15	48.4	32.0 - 65.2
Woodway Medical Centre	M86638	189	27	14.3	10.0 - 20.0	154	80	51.9	44.1 - 59.7
Wyken Medical Centre	M86604	70	13	18.6	11.2 - 29.2	62	35	56.5	44.1 - 68.1

\* Rates for practices with N<25 not calculated

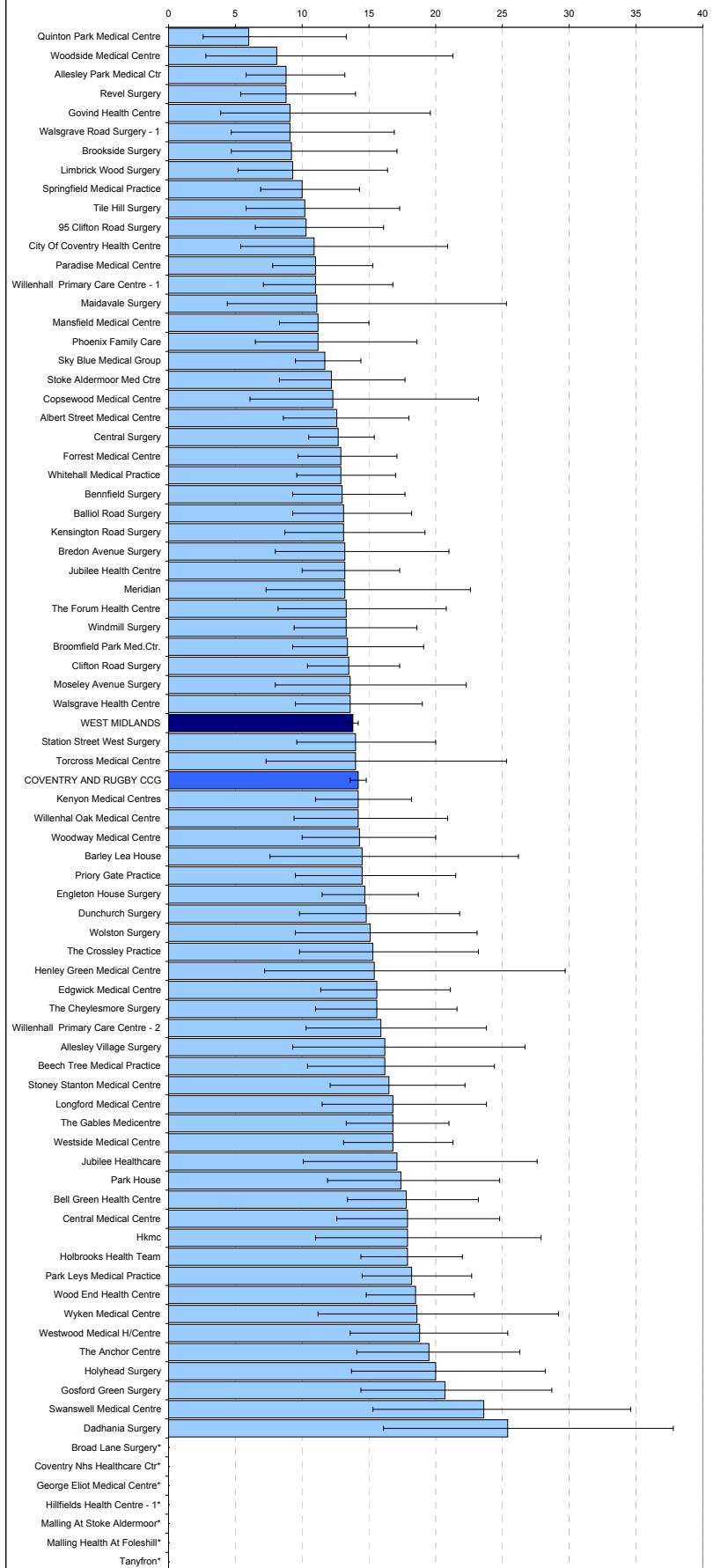
# Key Performance Indicators - Coventry Rugby CCG

Data Source: PEER, West Midlands Perinatal Institute  
 Data Period: 1 July 2009 - 15 August 2012



KPI 3a: Prevalence of IUGR at birth  
 KPI 5: Breastfeeding Initiation < 48 Hrs  
 NB: KPI 3b: Antenatal Detection of IUGR: Rates not shown by practice due to small numbers  
 (CCG Average: 24.8% WM Average: 31.8%)

### KPI 3a - Prevalence of IUGR at Birth



\* Rates not displayed for practices with N<25

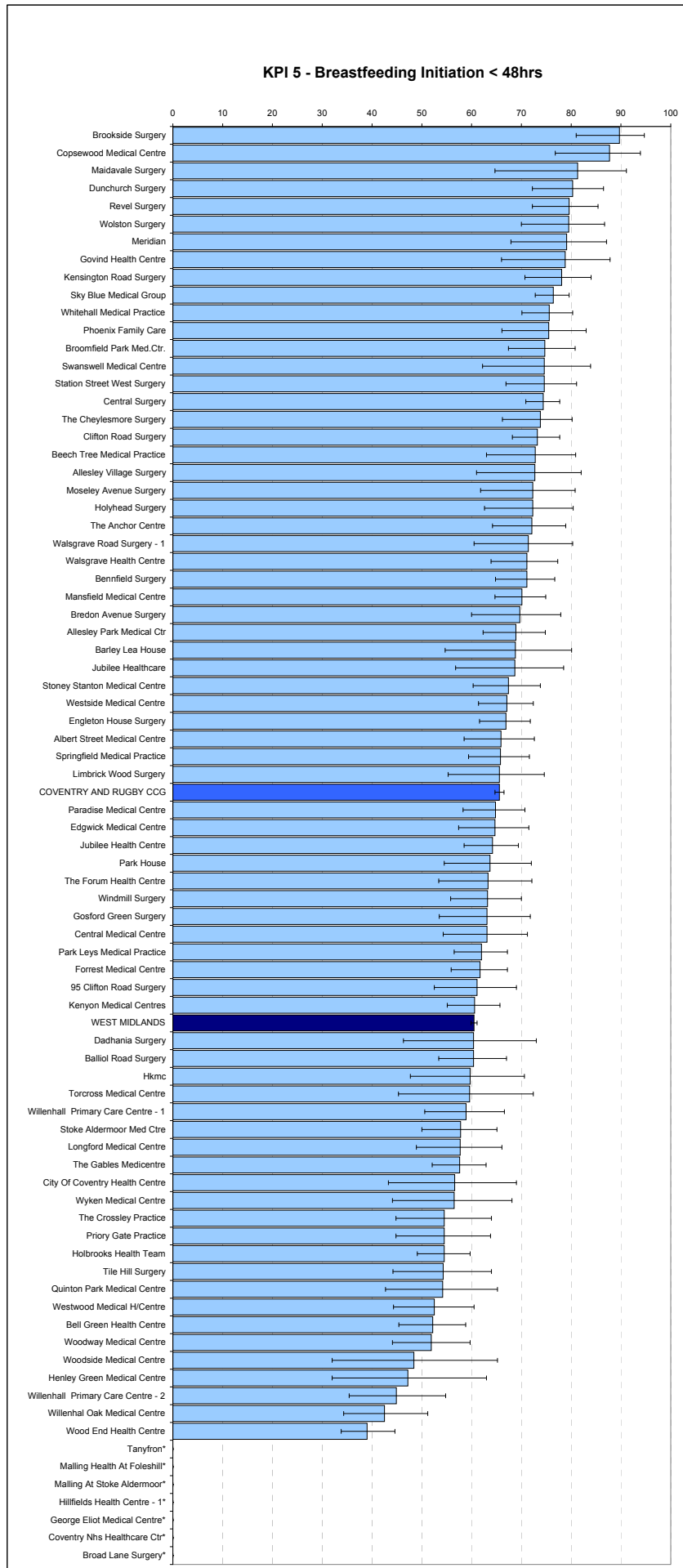


# Key Performance Indicators - Coventry Rugby CCG

Data Source: PEER, West Midlands Perinatal Institute  
 Data Period: 1 July 2009 - 15 August 2012



KPI 3a: Prevalence of IUGR at birth      KPI definitions and targets:  
 KPI 5: Breastfeeding Initiation < 48 Hrs      [www.pi.nhs.uk/rpnm/lfh/KPI\\_Evidence\\_Targets.pdf](http://www.pi.nhs.uk/rpnm/lfh/KPI_Evidence_Targets.pdf)  
 NB: KPI 3b: Antenatal Detection of IUGR: Rates not shown by practice due to small numbers  
 (CCG Average: 24.8% WM Average: 31.8%)



\* Rates not displayed for practices with N<25