

Key Performance Indicators - Dudley CCG

Data Source: PEER, West Midlands Perinatal Institute (Data Period: 1 July 2009 - 15 August 2012)

KPI 1: Early Booking
KPI 2: Continuity of Carer

KPI definitions and targets:
www.pi.nhs.uk/rpnm/lfh_KPI_Evidence_Targets.pdf



GP Practice Name	GP Practice Code	KPI 1a: Completed Assessment < 13 Weeks				KPI 2: Continuity of Carer ^a			
		N	n	%	95% CI	N	n	%	95% CI
WEST MIDLANDS (2011/12 Average)				89.6	89.2 - 89.9			79.2	78.7 - 79.6
DUDLEY CCG		8406	6327	75.3	74.3 - 76.2	4591	4182	91.1	90.2 - 91.9
Alexandra Medical Centre	M87623	160	127	79.4	72.5 - 84.9	80	75	93.8	86.2 - 97.3
Aw Surgeries	M87009	632	536	84.8	81.8 - 87.4	361	327	90.6	87.1 - 93.2
Bath Street Medical Centre	M87621	78	59	75.6	65.1 - 83.8	37	33	89.2	75.3 - 95.7
Bayer Hall Surgery	M87606	57	43	75.4	62.9 - 84.8	27	24	88.9	71.9 - 96.1
Bean Medical Practice	M87036	78	55	70.5	59.6 - 79.5	40	39	97.5	87.1 - 99.6
Bilston Street Surgery	M87629	95	71	74.7	65.2 - 82.4	49	45	91.8	80.8 - 96.8
Brettell, Dr P B V	M87605	169	136	80.5	73.8 - 85.7	108	102	94.4	88.4 - 97.4
Brierley Hill Health And Social Cc	M87032	85	46	54.1	43.6 - 64.3	49	43	87.8	75.8 - 94.3
Castle Meadows Surgery	M87620	159	137	86.2	79.9 - 90.7	94	85	90.4	82.8 - 94.9
Clement Road Medical Practice	M87034	89	61	68.5	58.3 - 77.2	39	33	84.6	70.3 - 92.8
Coombs Road Surgery	M87619	53	38	71.7	58.4 - 82.0	30	29	96.7	83.3 - 99.4
Coseley Medical Centre	M87021	127	102	80.3	72.6 - 86.3	66	55	83.3	72.6 - 90.4
Crestfield Surgery	M87625	45	36	80.0	66.2 - 89.1	22	20	-	-
Dr Basu, St Thomas'S Medical Centre	M87634	68	54	79.4	68.4 - 87.3	28	24	85.7	68.5 - 94.3
Dr'S Parry & Cox	M87025	102	79	77.5	68.4 - 84.5	57	52	91.2	81.1 - 96.2
Dudley P'Ships For Health Llp	Y02212	80	64	80.0	70.0 - 87.3	47	45	95.7	85.8 - 98.8
Eve Hill Medical Practice	M87006	203	180	88.7	83.6 - 92.3	112	96	85.7	78.0 - 91.0
Feldon Lane Practice	M87020	169	149	88.2	82.4 - 92.2	85	79	92.9	85.4 - 96.7
Gupta, Dr P D	M87617	126	97	77.0	68.9 - 83.5	77	64	83.1	73.2 - 89.9
Halesowen Medical Practice	M87602	213	172	80.8	74.9 - 85.5	114	107	93.9	87.9 - 97.0
High Oak Surgery	Y02653	71	27	38.0	27.6 - 49.7	42	40	95.2	84.2 - 98.7
Jain, Dr S J	M87610	10	7	-	-	5	5	-	-
Johnson	Y01756	121	96	79.3	71.3 - 85.6	58	52	89.7	79.2 - 95.2
Kates Hill Surgery	Y02955	17	15	-	-	13	12	-	-
Keelinge House	M87601	256	153	59.8	53.7 - 65.6	129	113	87.6	80.8 - 92.2
Kingswinford Medical Practice	M87008	206	48	23.3	18.0 - 29.5	110	106	96.4	91.0 - 98.6
Lapal Medical Practice	M87014	111	102	91.9	85.3 - 95.7	49	48	98.0	89.3 - 99.6
Lower Gornal Medical Practice	M87015	198	163	82.3	76.4 - 87.0	127	125	98.4	94.4 - 99.6
Meadowbrook Surgery	M87001	92	72	78.3	68.8 - 85.5	63	61	96.8	89.1 - 99.1
Moss Grove Surgery	M87003	254	193	76.0	70.4 - 80.8	139	122	87.8	81.3 - 92.2
Netherton Health Centre	M87028	238	199	83.6	78.4 - 87.8	140	126	90.0	83.9 - 93.9
Northway Medical Ceentre	M87037	117	92	78.6	70.4 - 85.1	58	56	96.6	88.3 - 99.0
Norton Medical Practice	M87002	113	95	84.1	76.2 - 89.7	59	52	88.1	77.5 - 94.1
Pedmore Medical Practice	M87030	89	75	84.3	75.3 - 90.4	50	49	98.0	89.5 - 99.6
Prashara, Dr. B. K.	M87628	97	59	60.8	50.9 - 69.9	51	47	92.2	81.5 - 96.9
Quarry Bank Medical Centre	M87027	139	117	84.2	77.2 - 89.3	87	85	97.7	92.0 - 99.4
Quincy Rise Surgery	M87618	82	72	87.8	79.0 - 93.2	44	39	88.6	76.0 - 95.0
Rangeways Road Surgery	M87041	133	100	75.2	67.2 - 81.8	76	69	90.8	82.2 - 95.5
Shah, Dr. R. M.	M87638	99	66	66.7	56.9 - 75.2	48	46	95.8	86.0 - 98.8
St James Medical Practice1	M87612	57	52	91.2	81.1 - 96.2	37	32	86.5	72.0 - 94.1
St James Medical Practice2	M87026	149	123	82.6	75.7 - 87.8	80	65	81.3	71.3 - 88.3
Steppingstones Medical Practice	M87017	191	155	81.2	75.0 - 86.1	106	102	96.2	90.7 - 98.5
The Greens Health Centre	M87012	282	219	77.7	72.4 - 82.1	157	153	97.5	93.6 - 99.0
The Limes Surgery Medical Centre	M87019	169	130	76.9	70.0 - 82.6	126	105	83.3	75.9 - 88.8
The Ridgeway Surgery	M87007	205	158	77.1	70.9 - 82.3	97	89	91.8	84.6 - 95.8
The Summerhill Surgery	M87018	156	53	34.0	27.0 - 41.7	72	62	86.1	76.3 - 92.3
The Waterfront Surgery	M87010	199	129	64.8	58.0 - 71.1	111	92	82.9	74.8 - 88.8
The Worcester Street Surgery	M87011	465	397	85.4	81.9 - 88.3	248	225	90.7	86.5 - 93.7
Three Villages Medical Practice	M87005	251	217	86.5	81.7 - 90.1	142	132	93.0	87.5 - 96.1
Tinchbourne Street Practice	M87614	75	48	64.0	52.7 - 73.9	32	31	96.9	84.3 - 99.4
Woodsetton Medical Centre	M87016	148	128	86.5	80.0 - 91.1	75	62	82.7	72.6 - 89.6
Wordsley Green Health Centre	M87023	212	54	25.5	20.1 - 31.7	116	98	84.5	76.8 - 90.0
Wychbury Medical Group	M87024	616	471	76.5	73.0 - 79.6	322	304	94.4	91.3 - 96.4

* Rates for practices with N<25 not calculated

^a From Sept. 2010 only, with definition of 'continuity' including 2 midwives

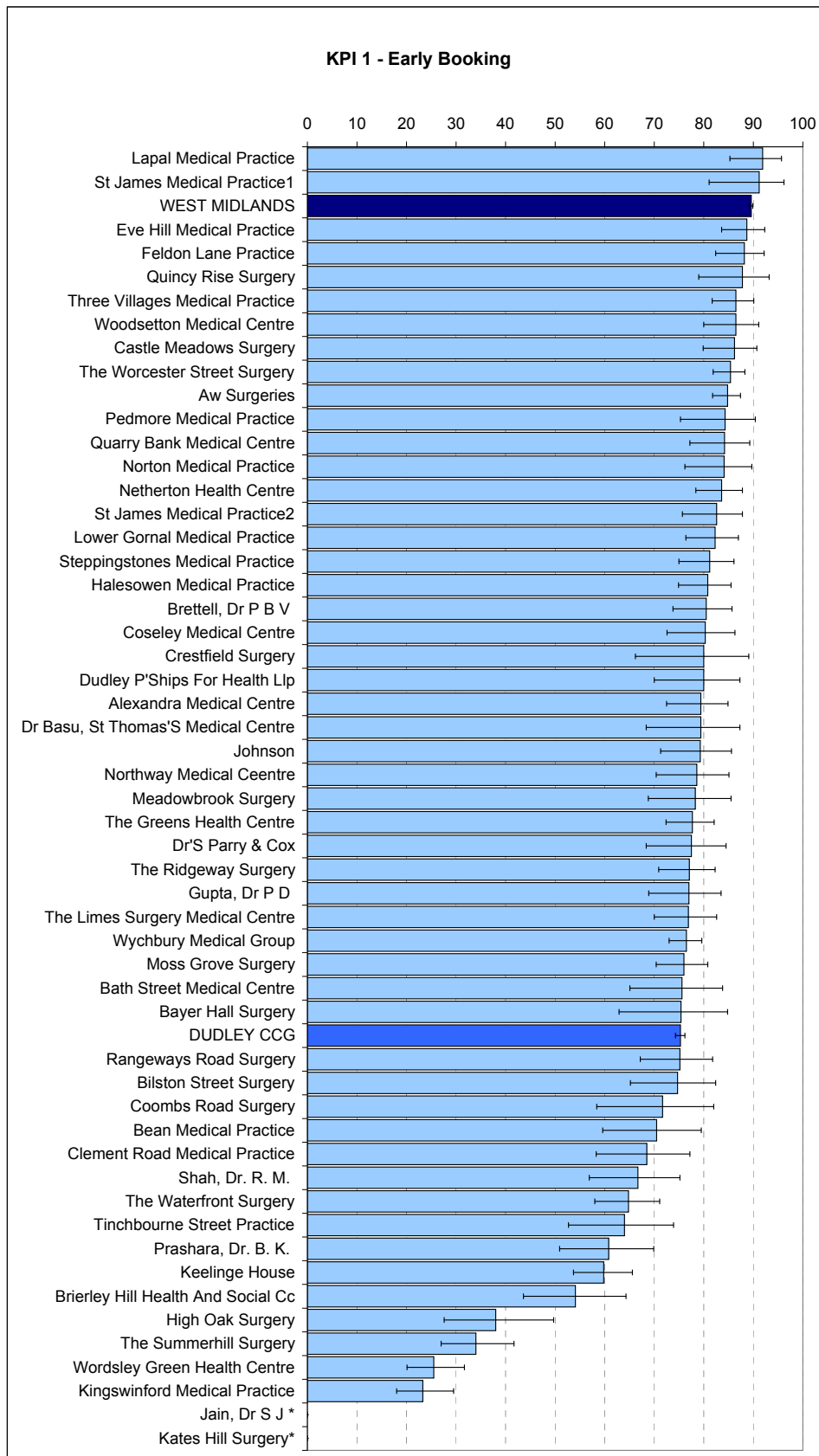
Key Performance Indicators - Dudley CCG

Data Source: PEER, West Midlands Perinatal Institute
 Data Period: 1 July 2009 - 15 August 2012



KPI 1: Early Booking
 KPI 2: Continuity of Carer

KPI definitions and targets:
www.pi.nhs.uk/rpnm/lfH_KPI_Evidence_Targets.pdf



* Rates not displayed for practices with N<25

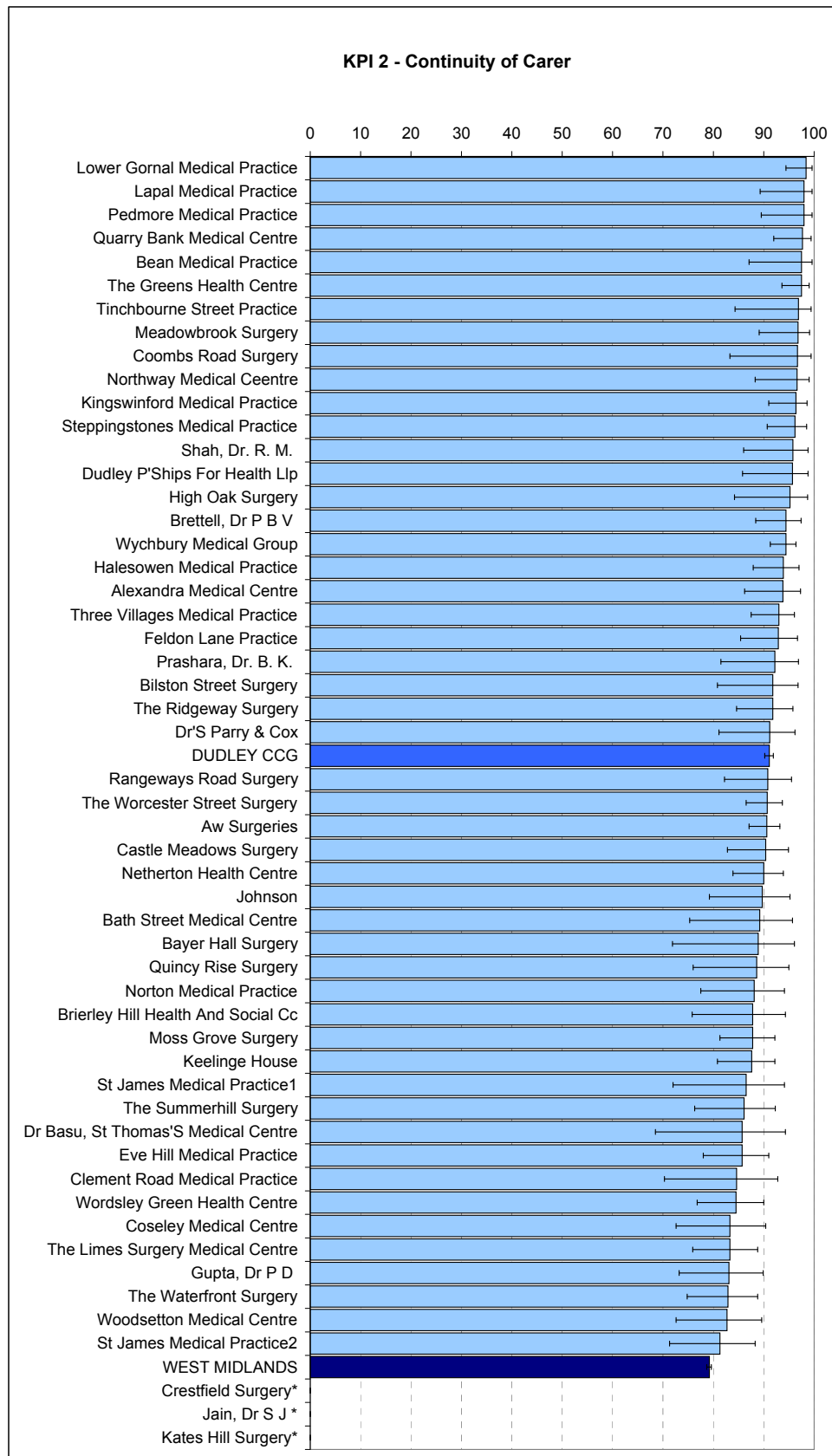
Key Performance Indicators - Dudley CCG

Data Source: PEER, West Midlands Perinatal Institute
 Data Period: 1 July 2009 - 15 August 2012



KPI 1: Early Booking
 KPI 2: Continuity of Carer

KPI definitions and targets:
www.pi.nhs.uk/rpnm/lfH_KPI_Evidence_Targets.pdf



* Rates not displayed for practices with N<25

Key Performance Indicators - Dudley CCG

Data Source: PEER, West Midlands Perinatal Institute (Data Period: 1 July 2009 - 15 August 2012)



KPI 4a - Smoking at Booking

KPI definitions and targets:

KPI 4b: Smoking at Delivery

www.pi.nhs.uk/rpnm/lfH_KPI_Evidence_Targets.pdf

NB: KPI 4c: Smoking Cessation: Rates not shown by practice because of small numbers

(CCG Average: 45.4% WM Average: 27.1%)

GP Practice Name	GP Practice Code	KPI 4a: Smoking at Booking				KPI 4b: Smoking at Delivery			
		N	n	%	95% CI	N	n	%	95% CI
WEST MIDLANDS (2011/12 Average)				19.3	18.9 - 19.8			14.3	13.9 - 14.8
DUDLEY CCG		8397	1593	19.0	18.1 - 19.8	8167	910	11.1	10.5 - 11.8
Alexandra Medical Centre	M87623	160	11	6.9	3.9 - 11.9	157	6	3.8	1.8 - 8.1
Aw Surgeries	M87009	639	135	21.1	18.1 - 24.5	605	69	11.4	9.1 - 14.2
Bath Street Medical Centre	M87621	78	19	24.4	16.2 - 34.9	75	10	13.3	7.4 - 22.8
Bayer Hall Surgery	M87606	55	13	23.6	14.4 - 36.3	56	6	10.7	5.0 - 21.5
Bean Medical Practice	M87036	76	14	18.4	11.3 - 28.6	77	9	11.7	6.3 - 20.7
Bilston Street Surgery	M87629	95	31	32.6	24.0 - 42.6	93	19	20.4	13.5 - 29.7
Brettell, Dr P B V	M87605	169	27	16.0	11.2 - 22.2	163	18	11.0	7.1 - 16.8
Brierley Hill Health And Social Cc	M87032	84	25	29.8	21.0 - 40.2	80	11	13.8	7.9 - 23.0
Castle Meadows Surgery	M87620	159	15	9.4	5.8 - 15.0	162	10	6.2	3.4 - 11.0
Clement Road Medical Practice	M87034	91	18	19.8	12.9 - 29.1	87	11	12.6	7.2 - 21.2
Coombs Road Surgery	M87619	54	6	11.1	5.2 - 22.2	49	4	8.2	3.2 - 19.2
Coseley Medical Centre	M87021	121	25	20.7	14.4 - 28.7	121	15	12.4	7.7 - 19.4
Crestfield Surgery	M87625	48	17	35.4	23.4 - 49.6	47	10	21.3	12.0 - 34.9
Dr Basu, St Thomas'S Medical Centre	M87634	69	16	23.2	14.8 - 34.4	65	8	12.3	6.4 - 22.5
Dr'S Parry & Cox	M87025	102	24	23.5	16.4 - 32.6	102	11	10.8	6.1 - 18.3
Dudley P'Ships For Health Llp	Y02212	77	22	28.6	19.7 - 39.5	73	10	13.7	7.6 - 23.4
Eve Hill Medical Practice	M87006	222	60	27.0	21.6 - 33.2	216	31	14.4	10.3 - 19.7
Feldon Lane Practice	M87020	169	28	16.6	11.7 - 22.9	157	14	8.9	5.4 - 14.4
Gupta, Dr P D	M87617	112	25	22.3	15.6 - 30.9	128	23	18.0	12.3 - 25.5
Halesowen Medical Practice	M87602	214	26	12.1	8.4 - 17.2	201	15	7.5	4.6 - 11.9
High Oak Surgery	Y02653	71	26	36.6	26.4 - 48.2	69	16	23.2	14.8 - 34.4
Jain, Dr S J	M87610	10	1	*	*	8	1	*	*
Johnson	Y01756	122	27	22.1	15.7 - 30.3	109	11	10.1	5.7 - 17.2
Kates Hill Surgery	Y02955	17	5	*	*	15	3	*	*
Keeling House	M87601	259	75	29.0	23.8 - 34.8	249	48	19.3	14.9 - 24.6
Kingswinford Medical Practice	M87008	203	27	13.3	9.3 - 18.7	199	15	7.5	4.6 - 12.1
Lapal Medical Practice	M87014	111	8	7.2	3.7 - 13.6	100	5	5.0	2.2 - 11.2
Lower Gornal Medical Practice	M87015	204	39	19.1	14.3 - 25.1	197	27	13.7	9.6 - 19.2
Meadowbrook Surgery	M87001	93	10	10.8	5.9 - 18.7	92	8	8.7	4.5 - 16.2
Moss Grove Surgery	M87003	254	20	7.9	5.2 - 11.8	247	13	5.3	3.1 - 8.8
Netherton Health Centre	M87028	243	60	24.7	19.7 - 30.5	243	35	14.4	10.5 - 19.4
Northway Medical Ccentre	M87037	115	8	7.0	3.6 - 13.1	114	6	5.3	2.4 - 11.0
Norton Medical Practice	M87002	113	15	13.3	8.2 - 20.8	109	10	9.2	5.1 - 16.1
Pedmore Medical Practice	M87030	86	22	25.6	17.5 - 35.7	86	13	15.1	9.1 - 24.2
Prashara, Dr. B. K.	M87628	94	4	4.3	1.7 - 10.4	93	2	2.2	0.6 - 7.5
Quarry Bank Medical Centre	M87027	140	33	23.6	17.3 - 31.2	133	14	10.5	6.4 - 16.9
Quincy Rise Surgery	M87618	81	10	12.3	6.8 - 21.3	79	4	5.1	2.0 - 12.3
Rangeways Road Surgery	M87041	132	17	12.9	8.2 - 19.7	129	8	6.2	3.2 - 11.8
Shah, Dr. R. M.	M87638	100	26	26.0	18.4 - 35.4	99	16	16.2	10.2 - 24.7
St James Medical Practice1	M87612	57	5	8.8	3.8 - 18.9	59	5	8.5	3.7 - 18.4
St James Medical Practice2	M87026	142	29	20.4	14.6 - 27.8	141	18	12.8	8.2 - 19.3
Steppingstones Medical Practice	M87017	192	49	25.5	19.9 - 32.1	186	25	13.4	9.3 - 19.1
The Greens Health Centre	M87012	277	86	31.0	25.9 - 36.7	269	59	21.9	17.4 - 27.3
The Limes Surgery Medical Centre	M87019	147	21	14.3	9.5 - 20.9	165	18	10.9	7.0 - 16.6
The Ridgeway Surgery	M87007	203	28	13.8	9.7 - 19.2	197	11	5.6	3.1 - 9.7
The Summerhill Surgery	M87018	158	15	9.5	5.8 - 15.1	154	9	5.8	3.1 - 10.7
The Waterfront Surgery	M87010	199	56	28.1	22.4 - 34.8	193	31	16.1	11.6 - 21.9
The Worcester Street Surgery	M87011	465	60	12.9	10.2 - 16.3	445	29	6.5	4.6 - 9.2
Three Villages Medical Practice	M87005	251	44	17.5	13.3 - 22.7	244	24	9.8	6.7 - 14.2
Tinchbourne Street Practice	M87614	76	7	9.2	4.5 - 17.8	75	4	5.3	2.1 - 12.9
Woodseton Medical Centre	M87016	150	22	14.7	9.9 - 21.2	146	12	8.2	4.8 - 13.8
Wordsley Green Health Centre	M87023	214	37	17.3	12.8 - 22.9	213	19	8.9	5.8 - 13.5
Wychbury Medical Group	M87024	624	144	23.1	19.9 - 26.5	596	81	13.6	11.1 - 16.6

* Rates for practices with N<25 not calculated

Key Performance Indicators - Dudley CCG

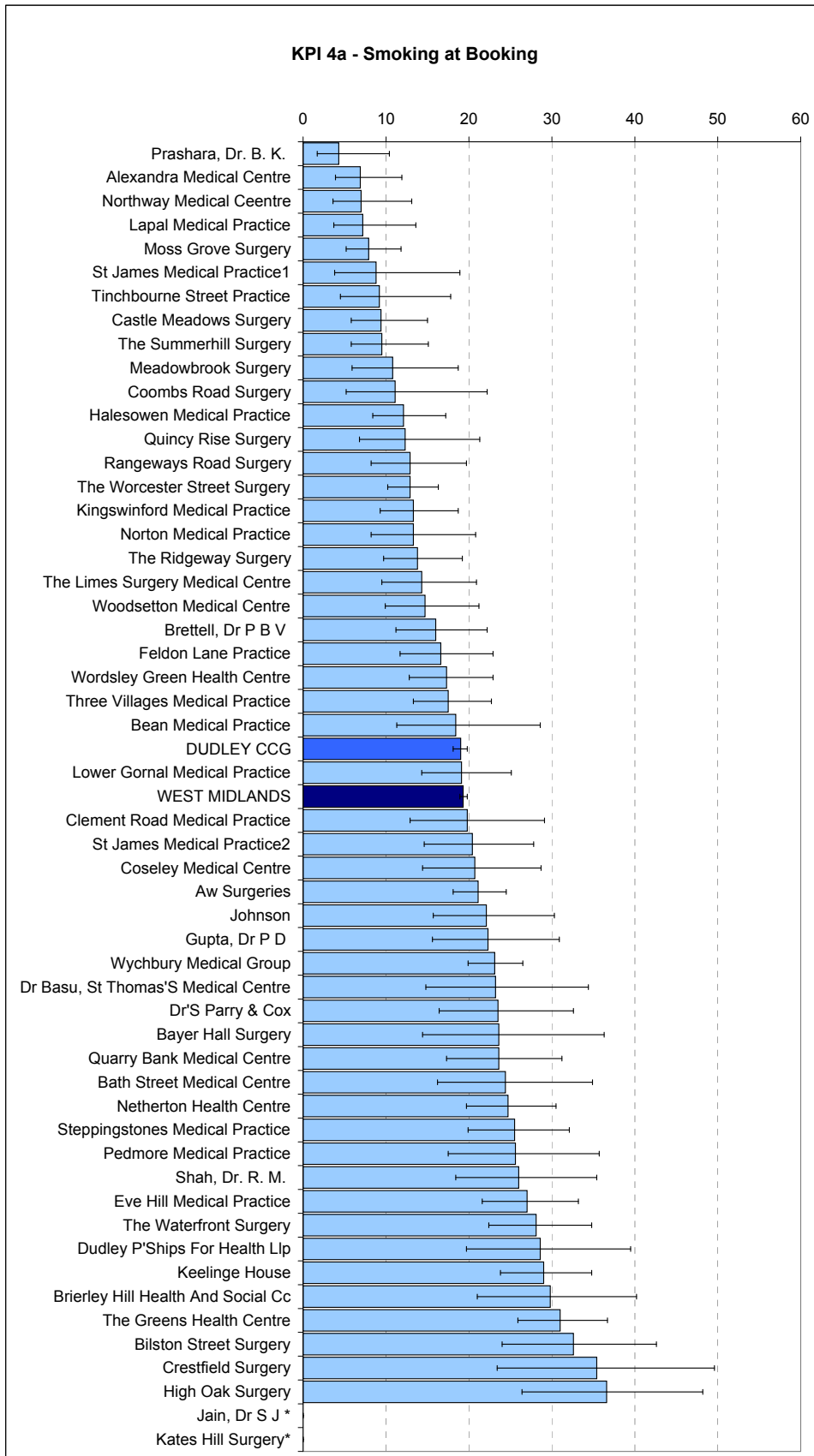
Data Source: PEER, West Midlands Perinatal Institute
 Data Period: 1 July 2009 - 15 August 2012



KPI 4a - Smoking at Booking
 KPI 4b: Smoking at Delivery

KPI definitions and targets:
www.pi.nhs.uk/rpnm/lfh/KPI_Evidence_Targets.pdf

NB: KPI 4c: Smoking Cessation: Rates not shown by practice due to small numbers
 (CCG Average: 45.4% WM Average: 27.1%)



* Rates not displayed for practices with N<25

Key Performance Indicators - Dudley CCG

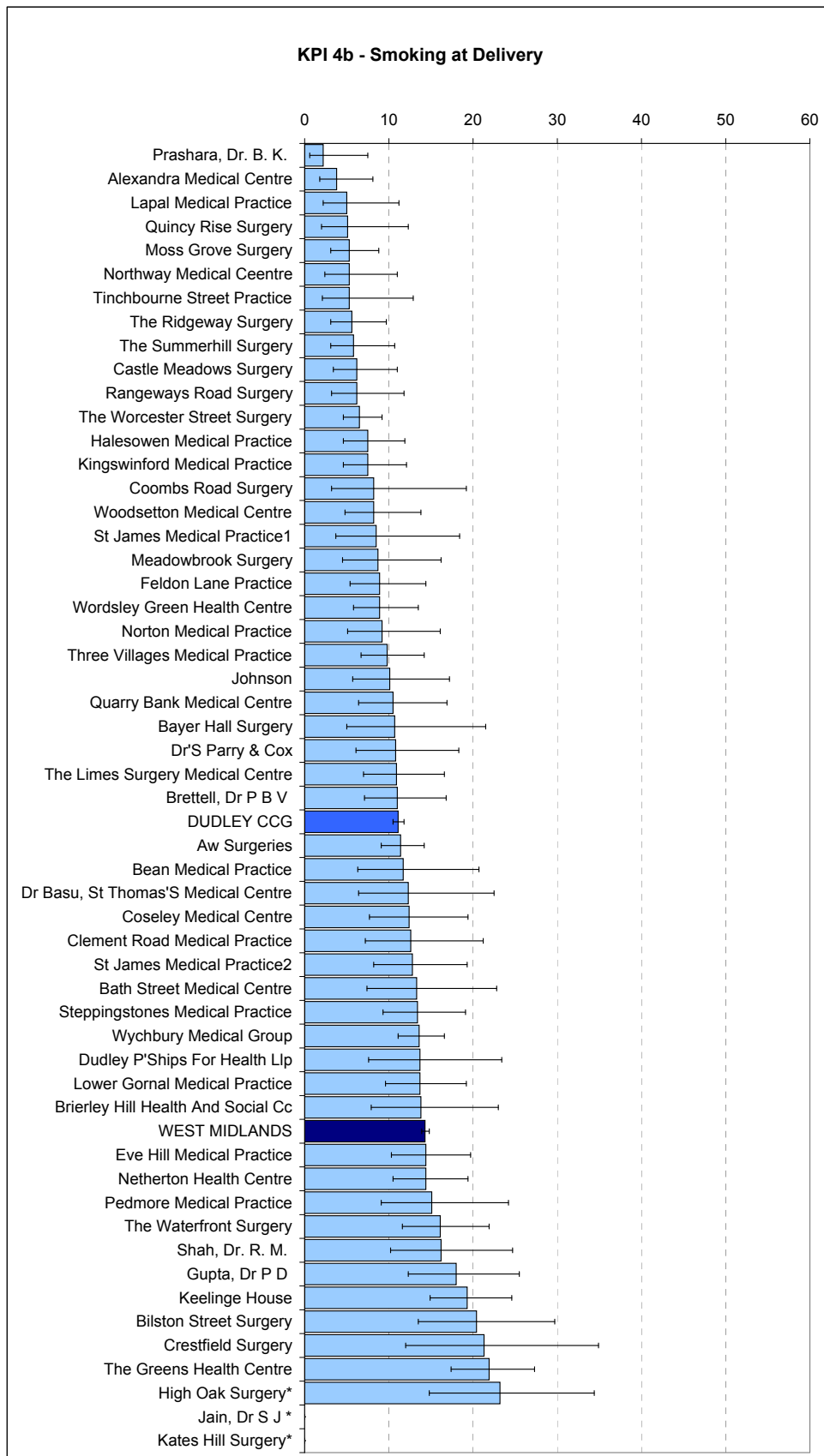
Data Source: PEER, West Midlands Perinatal Institute
 Data Period: 1 July 2009 - 15 August 2012



KPI 4a - Smoking at Booking
 KPI 4b: Smoking at Delivery

KPI definitions and targets:
www.pi.nhs.uk/rpnm/lfh/KPI_Evidence_Targets.pdf

NB: KPI 4c: Smoking Cessation: Rates not shown by practice due to small numbers
 (CCG Average: 45.4% WM Average: 27.1%)



* Rates not displayed for practices with N<25

Key Performance Indicators - Dudley CCG

Data Source: PEER, West Midlands Perinatal Institute (Data Period: 1 July 2009 - 15 August 2012)



KPI 3a: Prevalence of IUGR at birth KPI definitions and targets:
 KPI 5: Breastfeeding Initiation < 48 Hrs www.pi.nhs.uk/rpnm/lfh_KPI_Evidence_Targets.pdf
 NB: KPI 3b: Antenatal Detection of IUGR: Rates not shown by practice because of small numbers
 (CCG Average: 18.3% WM Average: 31.8%)

GP Practice Name	GP Practice Code	KPI 3a: Intrauterine Growth Restriction (IUGR) at birth (cust cent <10)				KPI 5: Breastfeeding Initiation < 48 Hrs			
		N	n	%	95% CI	N	n	%	95% CI
WEST MIDLANDS (2011/12 Average)				13.8	13.4 - 14.2			60.5	59.9 - 61.1
DUDLEY CCG		8220	1257	15.3	14.5 - 16.1	6688	3510	52.5	51.3 - 53.7
Alexandra Medical Centre	M87623	157	29	18.5	13.2 - 25.3	124	68	54.8	46.1 - 63.3
Aw Surgeries	M87009	620	85	13.7	11.2 - 16.6	490	237	48.4	44.0 - 52.8
Bath Street Medical Centre	M87621	76	6	7.9	3.7 - 16.2	64	28	43.8	32.3 - 55.9
Bayer Hall Surgery	M87606	48	8	16.7	8.7 - 29.6	43	25	58.1	43.3 - 71.6
Bean Medical Practice	M87036	78	15	19.2	12.0 - 29.3	68	27	39.7	28.9 - 51.6
Bilston Street Surgery	M87629	97	22	22.7	15.5 - 32.0	79	32	40.5	30.4 - 51.5
Brettell, Dr P B V	M87605	167	21	12.6	8.4 - 18.5	132	64	48.5	40.1 - 56.9
Brierley Hill Health And Social Cc	M87032	84	17	20.2	13.0 - 30.0	66	22	33.3	23.2 - 45.3
Castle Meadows Surgery	M87620	158	27	17.1	12.0 - 23.7	120	73	60.8	51.9 - 69.1
Clement Road Medical Practice	M87034	87	19	21.8	14.5 - 31.6	71	37	52.1	40.7 - 63.3
Coombs Road Surgery	M87619	54	11	20.4	11.8 - 32.9	36	22	61.1	44.9 - 75.2
Coseley Medical Centre	M87021	119	22	18.5	12.5 - 26.4	103	42	40.8	31.8 - 50.4
Crestfield Surgery	M87625	48	7	14.6	7.2 - 27.2	38	14	36.8	23.4 - 52.7
Dr Basu, St Thomas'S Medical Centre	M87634	67	14	20.9	12.9 - 32.1	57	22	38.6	27.1 - 51.6
Dr'S Parry & Cox	M87025	103	20	19.4	12.9 - 28.1	89	37	41.6	31.9 - 52.0
Dudley P'Ships For Health Lip	Y02212	78	15	19.2	12.0 - 29.3	63	24	38.1	27.1 - 50.4
Eve Hill Medical Practice	M87006	216	39	18.1	13.5 - 23.7	173	92	53.2	45.8 - 60.5
Feldon Lane Practice	M87020	170	28	16.5	11.6 - 22.8	136	75	55.1	46.8 - 63.2
Gupta, Dr P D	M87617	120	23	19.2	13.1 - 27.1	108	39	36.1	27.7 - 45.5
Halesowen Medical Practice	M87602	213	25	11.7	8.1 - 16.8	157	100	63.7	55.9 - 70.8
High Oak Surgery	Y02653	69	12	17.4	10.2 - 28.0	59	24	40.7	29.1 - 53.4
Jain, Dr S J	M87610	10	2	*	*	10	7	*	*
Johnson	Y01756	120	21	17.5	11.7 - 25.3	94	53	56.4	46.3 - 66.0
Kates Hill Surgery	Y02955	17	9	*	*	11	4	*	*
Keeling House	M87601	239	38	15.9	11.8 - 21.1	215	114	53.0	46.4 - 59.6
Kingswinford Medical Practice	M87008	203	29	14.3	10.1 - 19.8	165	94	57.0	49.3 - 64.3
Lapal Medical Practice	M87014	110	16	14.5	9.2 - 22.3	89	63	70.8	60.6 - 79.2
Lower Gornal Medical Practice	M87015	204	35	17.2	12.6 - 22.9	159	89	56.0	48.2 - 63.5
Meadowbrook Surgery	M87001	93	14	15.1	9.2 - 23.7	66	38	57.6	45.6 - 68.8
Moss Grove Surgery	M87003	245	28	11.4	8.0 - 16.0	187	129	69.0	62.0 - 75.2
Netherton Health Centre	M87028	242	38	15.7	11.7 - 20.8	187	90	48.1	41.1 - 55.3
Northway Medical Ceentre	M87037	116	14	12.1	7.3 - 19.2	92	52	56.5	46.3 - 66.2
Norton Medical Practice	M87002	112	11	9.8	5.6 - 16.7	85	65	76.5	66.4 - 84.2
Pedmore Medical Practice	M87030	78	16	20.5	13.0 - 30.8	72	36	50.0	38.7 - 61.3
Prashara, Dr. B. K.	M87628	85	10	11.8	6.5 - 20.3	73	31	42.5	31.8 - 53.9
Quarry Bank Medical Centre	M87027	135	22	16.3	11.0 - 23.4	117	52	44.4	35.8 - 53.5
Quincy Rise Surgery	M87618	78	11	14.1	8.1 - 23.5	64	40	62.5	50.3 - 73.3
Rangeways Road Surgery	M87041	127	27	21.3	15.0 - 29.2	90	55	61.1	50.8 - 70.5
Shah, Dr. R. M.	M87638	96	15	15.6	9.7 - 24.2	79	34	43.0	32.7 - 54.0
St James Medical Practice1	M87612	57	8	14.0	7.3 - 25.3	51	25	49.0	35.9 - 62.3
St James Medical Practice2	M87026	132	26	19.7	13.8 - 27.3	121	60	49.6	40.8 - 58.4
Steppingstones Medical Practice	M87017	191	29	15.2	10.8 - 21.0	149	64	43.0	35.3 - 51.0
The Greens Health Centre	M87012	264	31	11.7	8.4 - 16.2	235	86	36.6	30.7 - 42.9
The Limes Surgery Medical Centre	M87019	150	28	18.7	13.2 - 25.7	123	61	49.6	40.9 - 58.3
The Ridgeway Surgery	M87007	201	20	10.0	6.5 - 14.9	165	102	61.8	54.2 - 68.9
The Summerhill Surgery	M87018	156	22	14.1	9.5 - 20.4	132	84	63.6	55.2 - 71.3
The Waterfront Surgery	M87010	188	28	14.9	10.5 - 20.7	165	77	46.7	39.2 - 54.3
The Worcester Street Surgery	M87011	458	59	12.9	10.1 - 16.3	352	250	71.0	66.1 - 75.5
Three Villages Medical Practice	M87005	238	31	13.0	9.3 - 17.9	190	123	64.7	57.7 - 71.2
Tinchbourne Street Practice	M87614	71	16	22.5	14.4 - 33.5	68	28	41.2	30.3 - 53.0
Woodseton Medical Centre	M87016	147	14	9.5	5.8 - 15.4	116	56	48.3	39.4 - 57.3
Wordsley Green Health Centre	M87023	215	20	9.3	6.1 - 13.9	172	103	59.9	52.4 - 66.9
Wychbury Medical Group	M87024	613	104	17.0	14.2 - 20.1	518	241	46.5	42.3 - 50.8

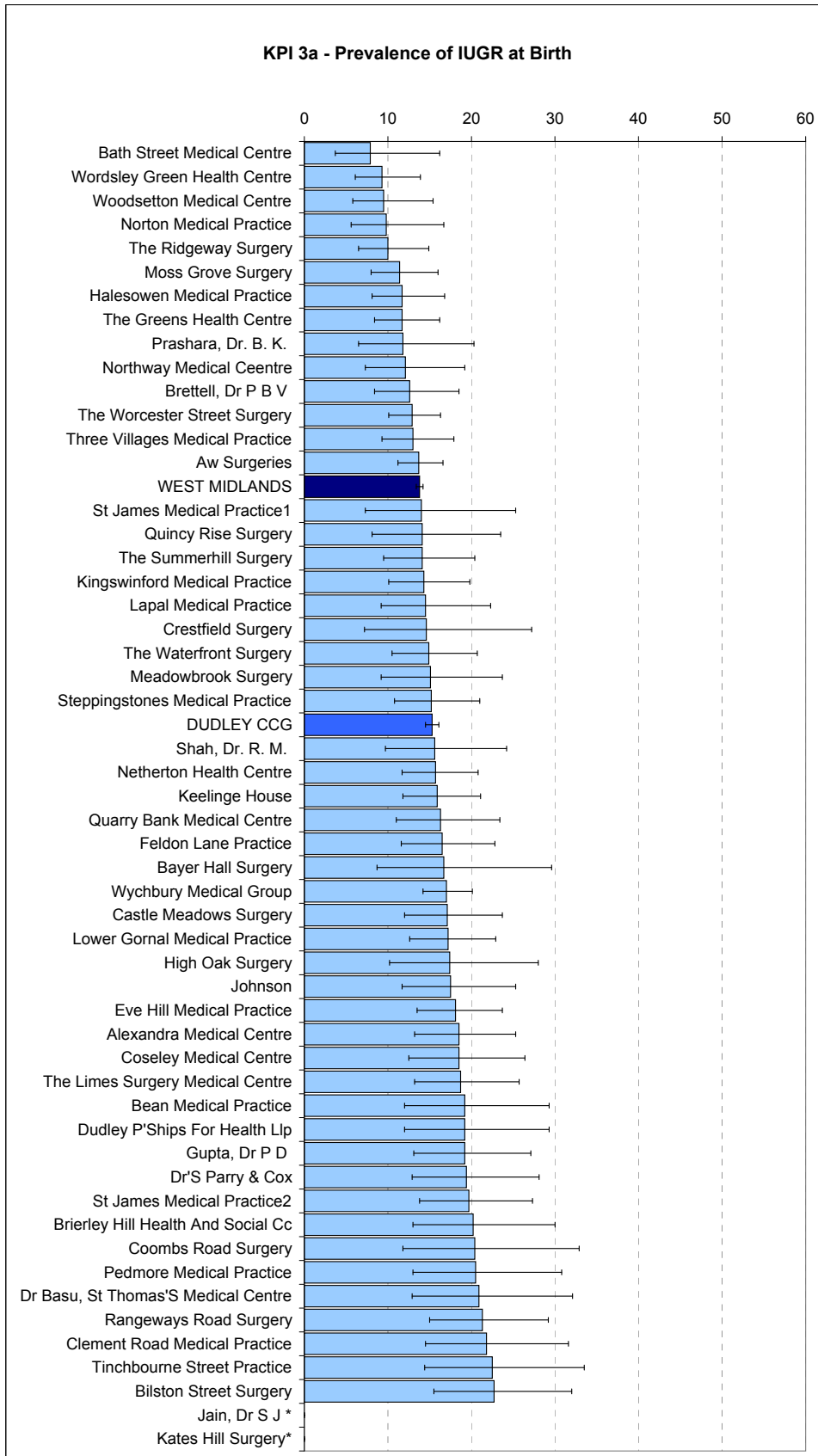
* Rates for practices with N<25 not calculated

Key Performance Indicators - Dudley CCG

Data Source: PEER, West Midlands Perinatal Institute
 Data Period: 1 July 2009 - 15 August 2012



KPI 3a: Prevalence of IUGR at birth KPI definitions and targets:
 KPI 5: Breastfeeding Initiation < 48 Hrs www.pi.nhs.uk/rpnm/lfh/KPI_Evidence_Targets.pdf
 NB: KPI 3b: Antenatal Detection of IUGR: Rates not shown by practice due to small numbers
 (CCG Average: 18.3% WM Average: 31.8%)



* Rates not displayed for practices with N<25

Key Performance Indicators - Dudley CCG

Data Source: PEER, West Midlands Perinatal Institute

Data Period: 1 July 2009 - 15 August 2012

KPI 3a: Prevalence of IUGR at birth

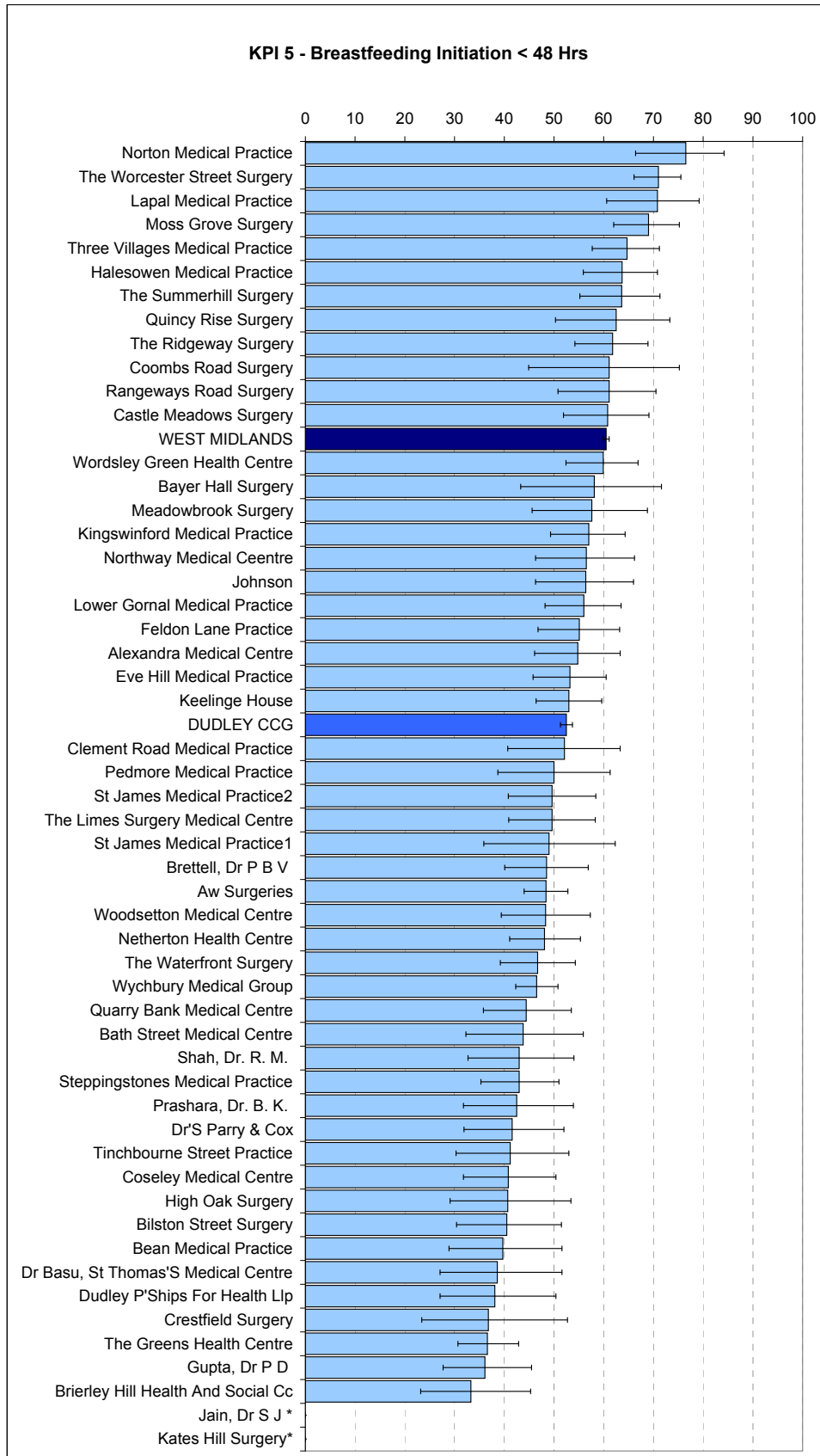
KPI definitions and targets:

KPI 5: Breastfeeding Initiation < 48 Hrs

www.pi.nhs.uk/rpnm/lfh/KPI_Evidence_Targets.pdf

NB: KPI 3b: Antenatal Detection of IUGR: Rates not shown by practice due to small numbers

(CCG Average: 18.3% WM Average: 31.8%)



* Rates not displayed for practices with N<25