

Key Performance Indicators - North East Birmingham CCG

Data Source: PEER, West Midlands Perinatal Institute (Data Period: 1 July 2009 - 3 February 2011)

KPI 1: Early Booking
KPI 2: Continuity of Carer

KPI definitions and targets:
www.pi.nhs.uk/rpnm/lffH_KPI_Evidence_Targets.pdf



GP Practice Name	GP Practice Code	KPI 1a: Completed Assessment < 13 Weeks				KPI 2: Continuity of Carer ^a			
		N	n	%	95% CI	N	n	%	95% CI
WEST MIDLANDS (2011/12 Average)				89.6	89.2 - 89.9			79.2	78.7 - 79.6
NORTH EAST BIRMINGHAM CCG		1983	1789	90.2	88.8 - 91.4	811	646	79.7	76.7 - 82.3
Castle Vale Primary Care Centre	M85001	21	19	*	*	16	15	*	*
Downsfield Medical Centre	M85717	2	1	*	*	0	0	*	*
Dr Ap Blight'S Practice	M85026	256	245	95.7	92.5 - 97.6	106	47	44.3	35.2 - 53.8
Dr As Coutts & Partners	M85038	191	175	91.6	86.8 - 94.8	84	76	90.5	82.3 - 95.1
Dr Crm Broomhead'S Practice	M85175	200	189	94.5	90.4 - 96.9	77	36	46.8	36.0 - 57.8
Dr Eij Moreton'S Practice	M85103	121	114	94.2	88.5 - 97.2	53	46	86.8	75.2 - 93.5
Dr Js Bains' Practice	M85741	50	44	88.0	76.2 - 94.4	17	15	*	*
Dr Sn Clay And Partners	M85065	188	172	91.5	86.6 - 94.7	84	77	91.7	83.8 - 95.9
Eden Court Medical Practice	M85079	87	73	83.9	74.8 - 90.2	37	27	73.0	57.0 - 84.6
Hodge Hill Family Practice	Y02567	16	12	*	*	3	3	*	*
Humberstone Road Surgery	M85750	19	18	*	*	13	11	*	*
Ley Hill Surgery	M85083	99	96	97.0	91.5 - 99.0	43	40	93.0	81.4 - 97.6
Schoolacre Road Surgery	M85141	15	11	*	*	3	2	*	*
Sutton Road Surgery	M85115	64	49	76.6	64.9 - 85.3	23	21	*	*
The Harlequin Surgery	M85031	170	143	84.1	77.9 - 88.8	27	25	92.6	76.6 - 97.9
The Manor Practice	M85033	233	222	95.3	91.7 - 97.3	104	99	95.2	89.2 - 97.9
Tudor Practice	M85046	127	115	90.6	84.2 - 94.5	56	51	91.1	80.7 - 96.1
Tudor Stockland Green Ltd	M85669	93	75	80.6	71.5 - 87.4	63	53	84.1	73.2 - 91.1
Venkat Medical Centre	M85784	31	16	51.6	34.8 - 68.0	2	2	*	*

* Rates for practices with N<25 not calculated

^a From Sept. 2010 only, with definition of 'continuity' including 2 midwives

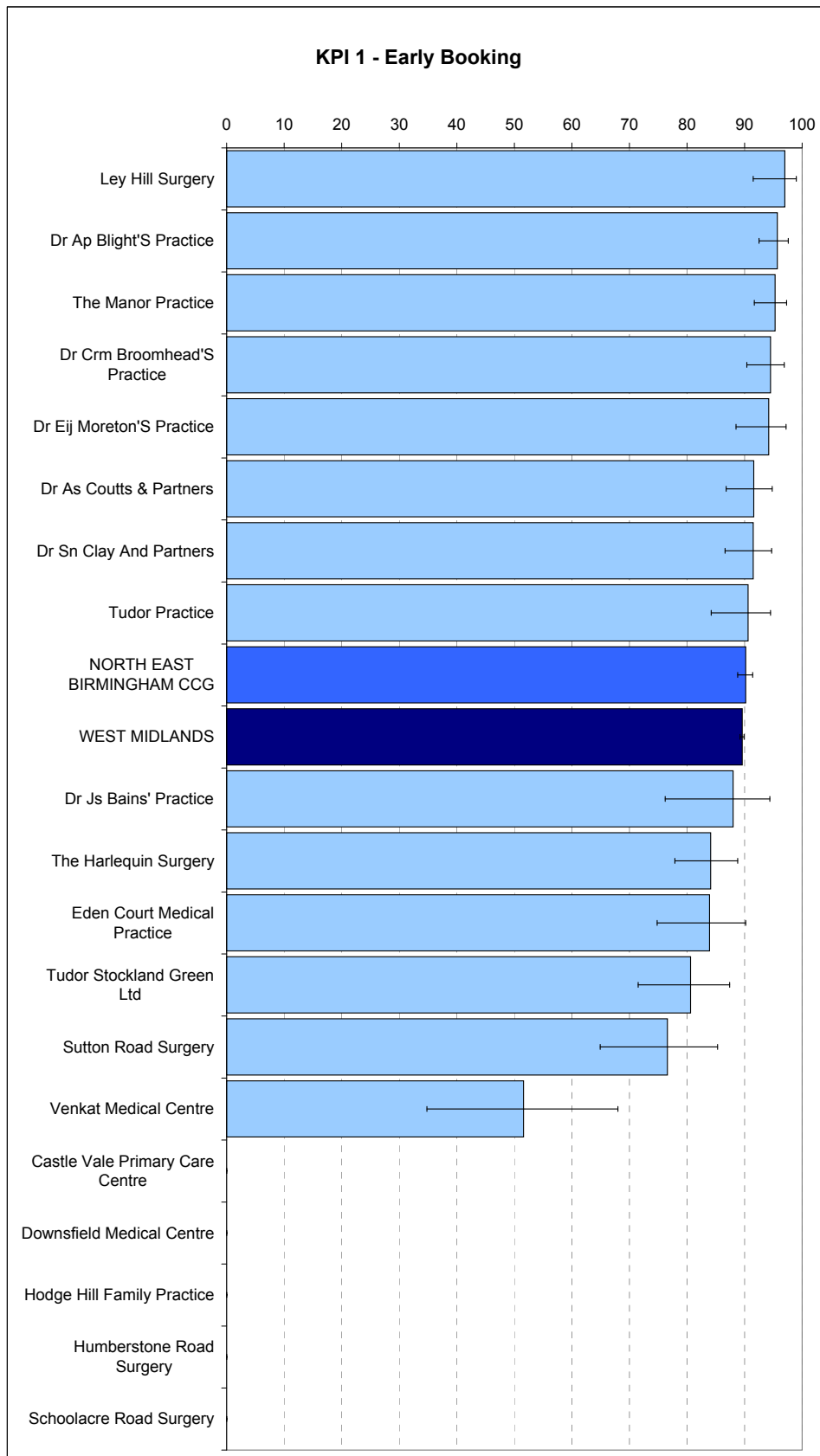
Key Performance Indicators - North East Birmingham CCG

Data Source: PEER, West Midlands Perinatal Institute
 Data Period: 1 July 2009 - 3 February 2011



KPI 1: Early Booking
 KPI 2: Continuity of Carer

KPI definitions and targets:
www.pi.nhs.uk/rpnm/lfh_KPI_Evidence_Targets.pdf



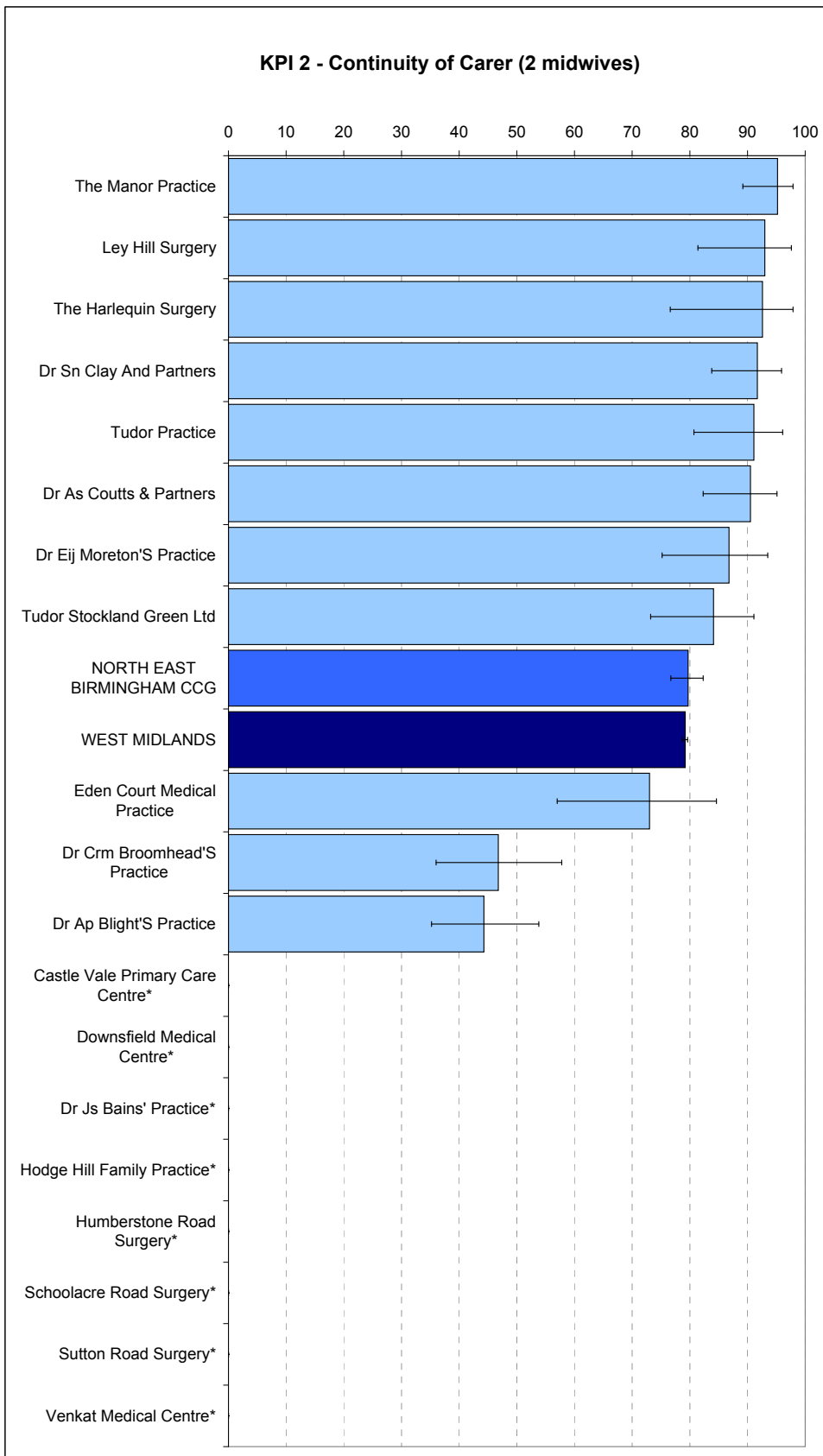
* Rates not displayed for practices with N<25

Key Performance Indicators - North East Birmingham CCG

Data Source: PEER, West Midlands Perinatal Institute
 Data Period: 1 July 2009 - 3 February 2011

KPI 1: Early Booking
 KPI 2: Continuity of Carer

KPI definitions and targets:
www.pi.nhs.uk/rpnm/lfH_KPI_Evidence_Targets.pdf



* Rates not displayed for practices with N<25

Key Performance Indicators - North East Birmingham CCG

Data Source: PEER, West Midlands Perinatal Institute (Data Period: 1 July 2009 - 3 February 2011)

KPI 4a - Smoking at Booking

KPI 4b: Smoking at Delivery

NB: KPI 4c: Smoking Cessation: Rates not shown by practice because of small numbers

(CCG Average: 23.5% WM Average: 27.1%)

KPI definitions and targets:

www.pi.nhs.uk/rpnm/lfh/KPI_Evidence_Targets.pdf



GP Practice Name	GP Practice Code	KPI 4a: Smoking at Booking				KPI 4b: Smoking at Delivery			
		N	n	%	95% CI	N	n	%	95% CI
WEST MIDLANDS (2011/12 Average)				19.3	18.9 - 19.8			14.3	13.9 - 14.8
NORTH EAST BIRMINGHAM CCG		1976	334	16.9	15.3 - 18.6	1626	194	11.9	10.4 - 13.6
Castle Vale Primary Care Centre	M85001	21	11	*	*	15	8	*	*
Downsfield Medical Centre	M85717	3	2	*	*	1	0	*	*
Dr Ap Blight'S Practice	M85026	257	20	7.8	5.1 - 11.7	203	7	3.4	1.7 - 6.9
Dr As Coutts & Partners	M85038	182	12	6.6	3.8 - 11.2	165	5	3.0	1.3 - 6.9
Dr Crm Broomhead'S Practice	M85175	200	15	7.5	4.6 - 12.0	178	8	4.5	2.3 - 8.6
Dr Eij Moreton'S Practice	M85103	122	7	5.7	2.8 - 11.4	105	4	3.8	1.5 - 9.4
Dr Js Bains' Practice	M85741	49	21	42.9	30.0 - 56.7	39	15	38.5	24.9 - 54.1
Dr Sn Clay And Partners	M85065	185	30	16.2	11.6 - 22.2	157	18	11.5	7.4 - 17.4
Eden Court Medical Practice	M85079	92	28	30.4	22.0 - 40.5	68	17	25.0	16.2 - 36.4
Hodge Hill Family Practice	Y02567	15	1	*	*	14	1	*	*
Humberstone Road Surgery	M85750	19	11	*	*	13	6	*	*
Ley Hill Surgery	M85083	101	5	5.0	2.1 - 11.1	84	4	4.8	1.9 - 11.6
Schoolacre Road Surgery	M85141	15	3	*	*	11	2	*	*
Sutton Road Surgery	M85115	65	14	21.5	13.3 - 33.0	55	11	20.0	11.6 - 32.4
The Harlequin Surgery	M85031	171	74	43.3	36.1 - 50.8	115	41	35.7	27.5 - 44.7
The Manor Practice	M85033	227	25	11.0	7.6 - 15.8	204	14	6.9	4.1 - 11.2
Tudor Practice	M85046	126	18	14.3	9.2 - 21.5	103	10	9.7	5.4 - 17.0
Tudor Stockland Green Ltd	M85669	94	25	26.6	18.7 - 36.3	73	15	20.5	12.9 - 31.2
Venkat Medical Centre	M85784	32	12	37.5	22.9 - 54.7	23	8	*	*

* Rates for practices with N<25 not calculated

Key Performance Indicators - North East Birmingham CCG

Data Source: PEER, West Midlands Perinatal Institute
 Data Period: 1 July 2009 - 3 February 2011



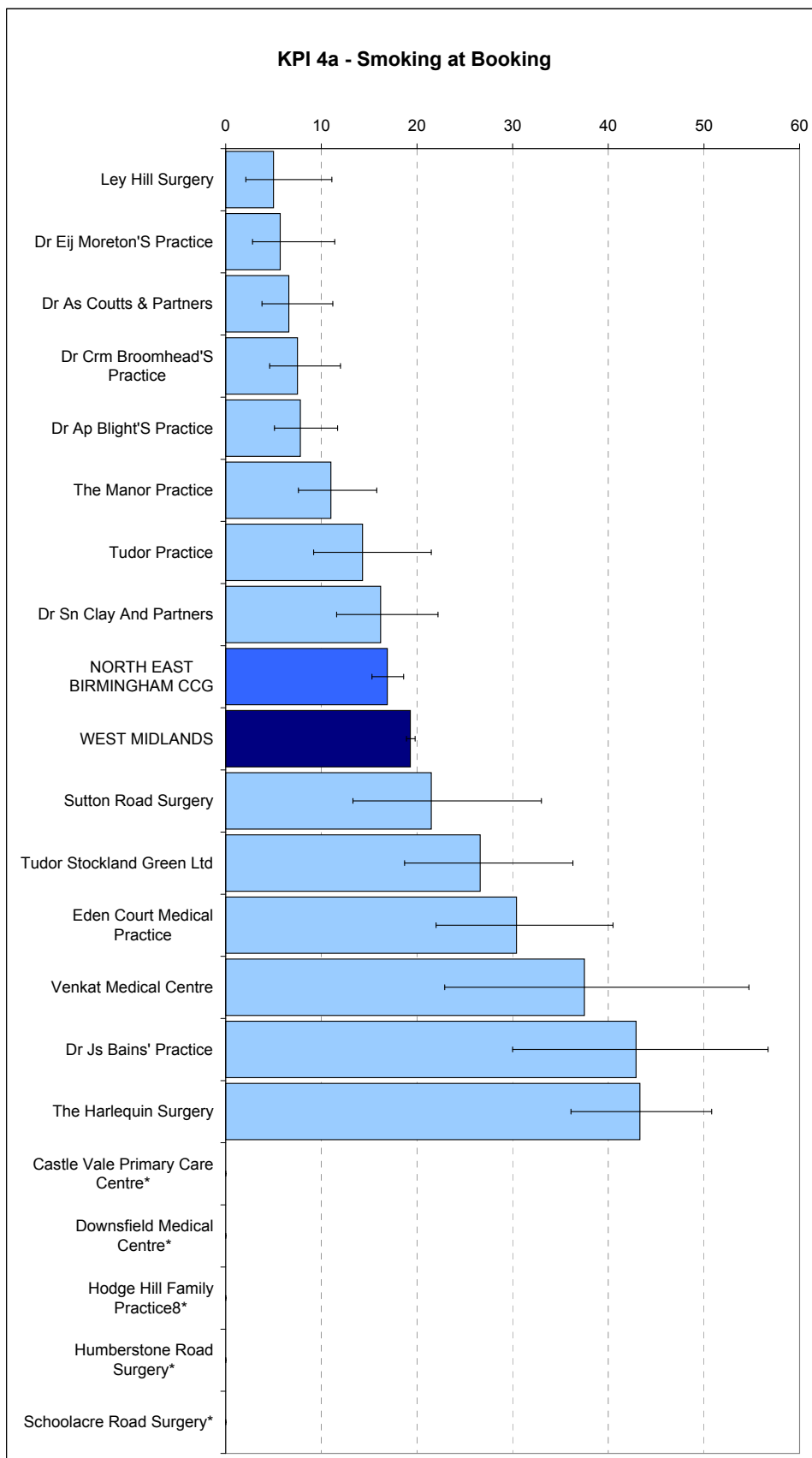
KPI 4a - Smoking at Booking

KPI definitions and targets:

KPI 4b: Smoking at Delivery

www.pi.nhs.uk/rpnm/lfh/KPI_Evidence_Targets.pdf

NB: KPI 4c: Smoking Cessation: Rates not shown by practice due to small numbers
 (CCG Average: 23.5% WM Average: 27.1%)



* Rates not displayed for practices with N<25

Key Performance Indicators - North East Birmingham CCG

Data Source: PEER, West Midlands Perinatal Institute

Data Period: 1 July 2009 - 3 February 2011



KPI 4a - Smoking at Booking

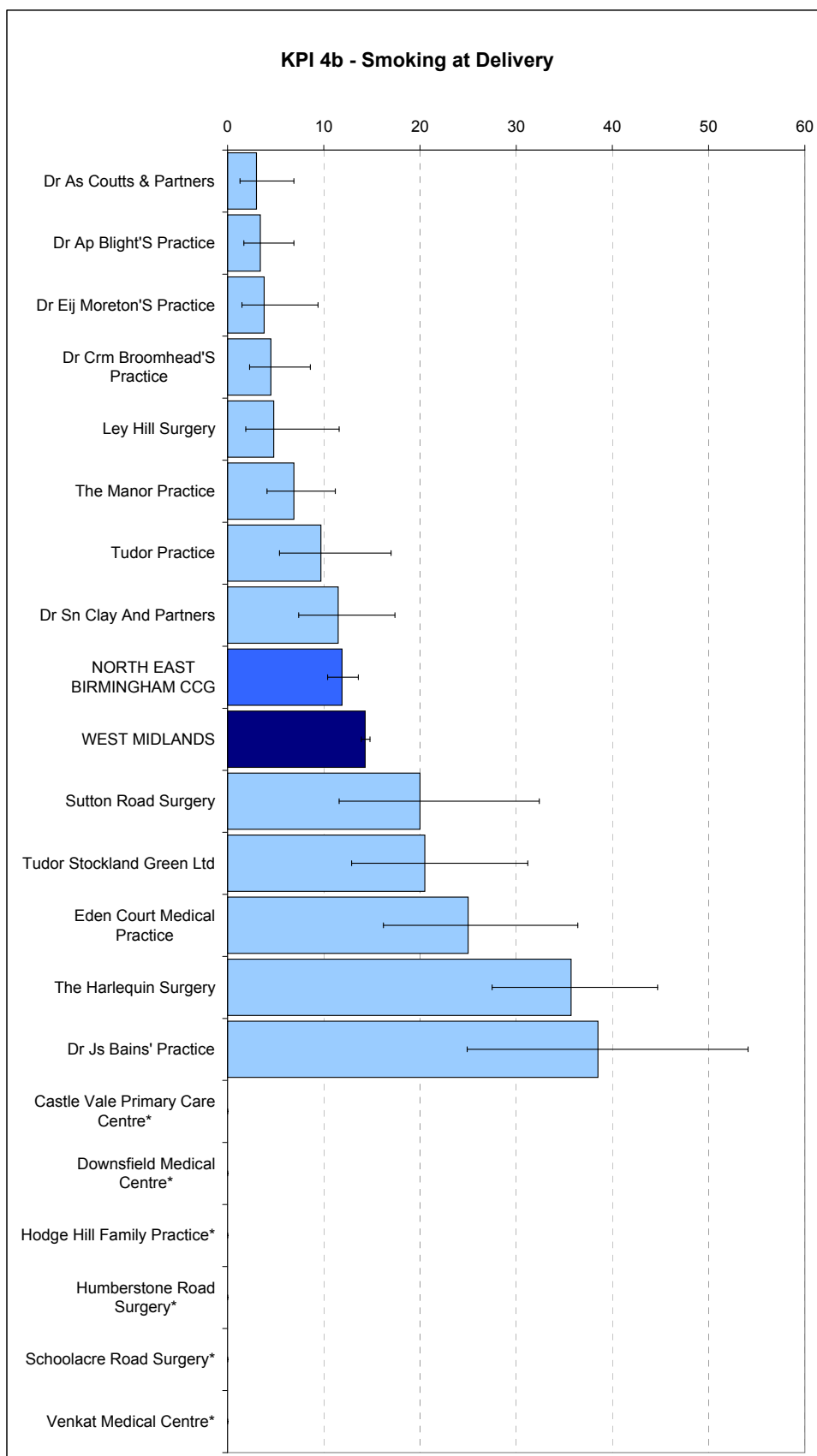
KPI 4b: Smoking at Delivery

NB: KPI 4c: Smoking Cessation: Rates not shown by practice due to small numbers

(CCG Average: 23.5% WM Average: 27.1%)

KPI definitions and targets:

www.pi.nhs.uk/rpnm/lfh/KPI_Evidence_Targets.pdf



* Rates not displayed for practices with N<25

Key Performance Indicators - North East Birmingham CCG

Data Source: PEER, West Midlands Perinatal Institute (Data Period: 1 July 2009 - 3 February 2011)

KPI 3a: Prevalence of IUGR at birth

KPI definitions and targets:

KPI 5: Breastfeeding Initiation < 48 Hrs

www.pi.nhs.uk/rpnm/lfh_KPI_Evidence_Targets.pdf

NB: KPI 3b: Antenatal Detection of IUGR: Rates not shown by practice because of small numbers
(CCG Average: 34.6% WM Average: 31.8%)



GP Practice Name	GP Practice Code	KPI 3a: Intrauterine Growth Restriction (IUGR) at birth (cust cent <10)				KPI 5: Breastfeeding Initiation < 48 Hrs			
		N	n	%	95% CI	N	n	%	95% CI
WEST MIDLANDS (2011/12 Average)		1877	225	13.8	13.4 - 14.2			60.5	59.9 - 61.1
NORTH EAST BIRMINGHAM CCG				12.0	10.6 - 13.5	1582	1084	68.5	66.2 - 70.8
Castle Vale Primary Care Centre	M85001	21	6	*	*	18	7	*	*
Downsfield Medical Centre	M85717	2	0	*	*	2	1	*	*
Dr Ap Blight'S Practice	M85026	249	24	9.6	6.6 - 13.9	218	167	76.6	70.6 - 81.7
Dr As Coutts & Partners	M85038	171	17	9.9	6.3 - 15.3	153	125	81.7	74.8 - 87.0
Dr Crm Broomhead'S Practice	M85175	194	13	6.7	4.0 - 11.1	148	123	83.1	76.3 - 88.3
Dr Eij Moreton'S Practice	M85103	116	11	9.5	5.4 - 16.2	95	70	73.7	64.0 - 81.5
Dr Js Bains' Practice	M85741	48	5	10.4	4.5 - 22.2	38	18	47.4	32.5 - 62.7
Dr Sn Clay And Partners	M85065	170	23	13.5	9.2 - 19.5	152	111	73.0	65.5 - 79.4
Eden Court Medical Practice	M85079	84	18	21.4	14.0 - 31.3	66	25	37.9	27.1 - 49.9
Hodge Hill Family Practice	Y02567	15	1	*	*	15	11	*	*
Humberstone Road Surgery	M85750	19	3	*	*	17	10	*	*
Ley Hill Surgery	M85083	97	6	6.2	2.9 - 12.8	69	60	87.0	77.0 - 93.0
Schoolacre Road Surgery	M85141	14	4	*	*	15	8	*	*
Sutton Road Surgery	M85115	60	14	23.3	14.4 - 35.4	51	32	62.7	49.0 - 74.7
The Harlequin Surgery	M85031	167	32	19.2	13.9 - 25.8	146	62	42.5	34.7 - 50.6
The Manor Practice	M85033	215	17	7.9	5.0 - 12.3	178	126	70.8	63.7 - 77.0
Tudor Practice	M85046	118	11	9.3	5.3 - 15.9	104	77	74.0	64.9 - 81.5
Tudor Stockland Green Ltd	M85669	86	17	19.8	12.7 - 29.4	73	45	61.6	50.2 - 71.9
Venkat Medical Centre	M85784	31	3	9.7	3.3 - 24.9	24	6	*	*

* Rates for practices with N<25 not calculated

Key Performance Indicators - North East Birmingham CCG

Data Source: PEER, West Midlands Perinatal Institute

Data Period: 1 July 2009 - 3 February 2011

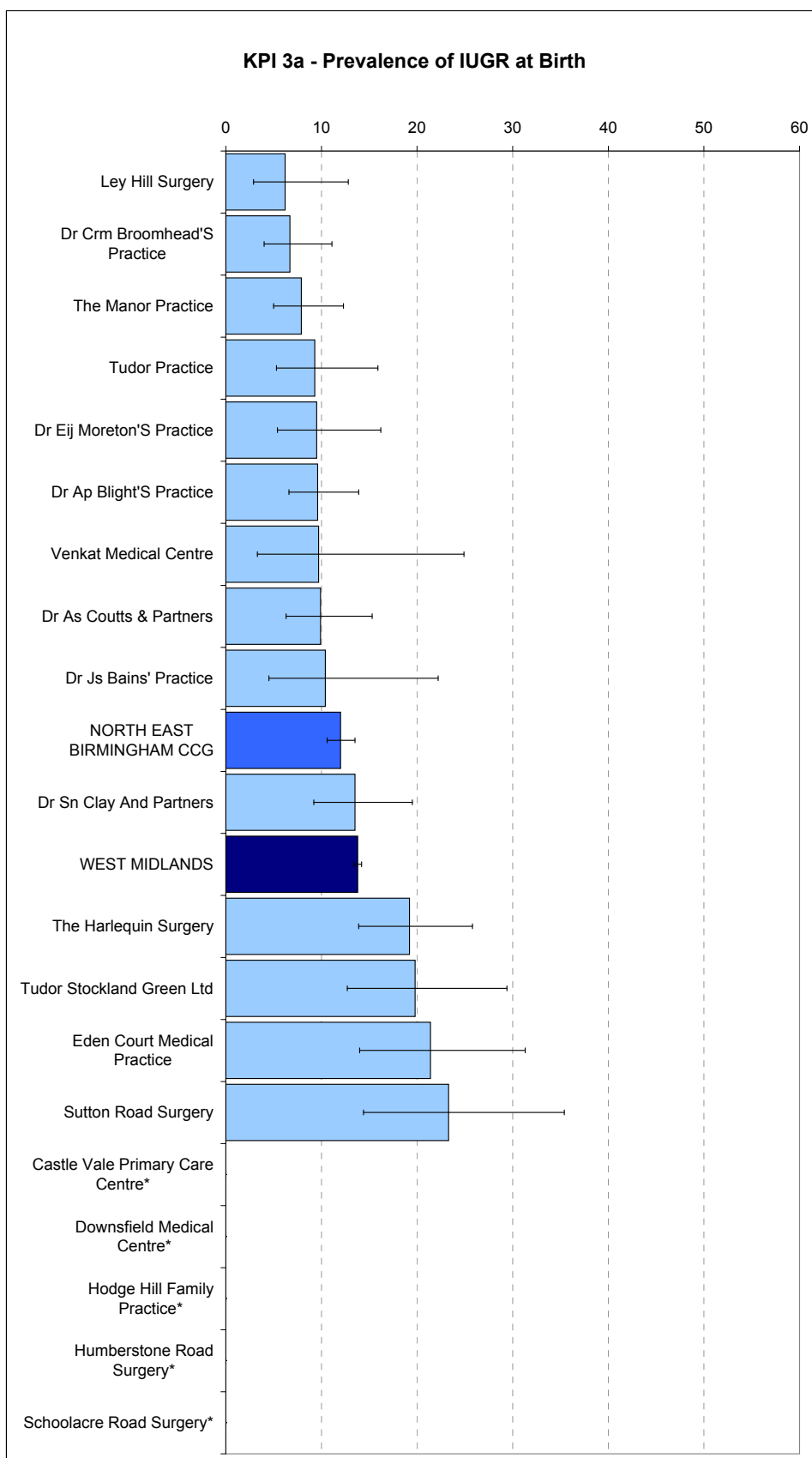
KPI 3a: Prevalence of IUGR at birth

KPI definitions and targets:

KPI 5: Breastfeeding Initiation < 48 Hrs

www.pi.nhs.uk/rpnm/lfh/KPI_Evidence_Targets.pdf

NB: KPI 3b: Antenatal Detection of IUGR: Rates not shown by practice due to small numbers
(CCG Average: 34.6% WM Average: 31.8%)



* Rates not displayed for practices with N<25

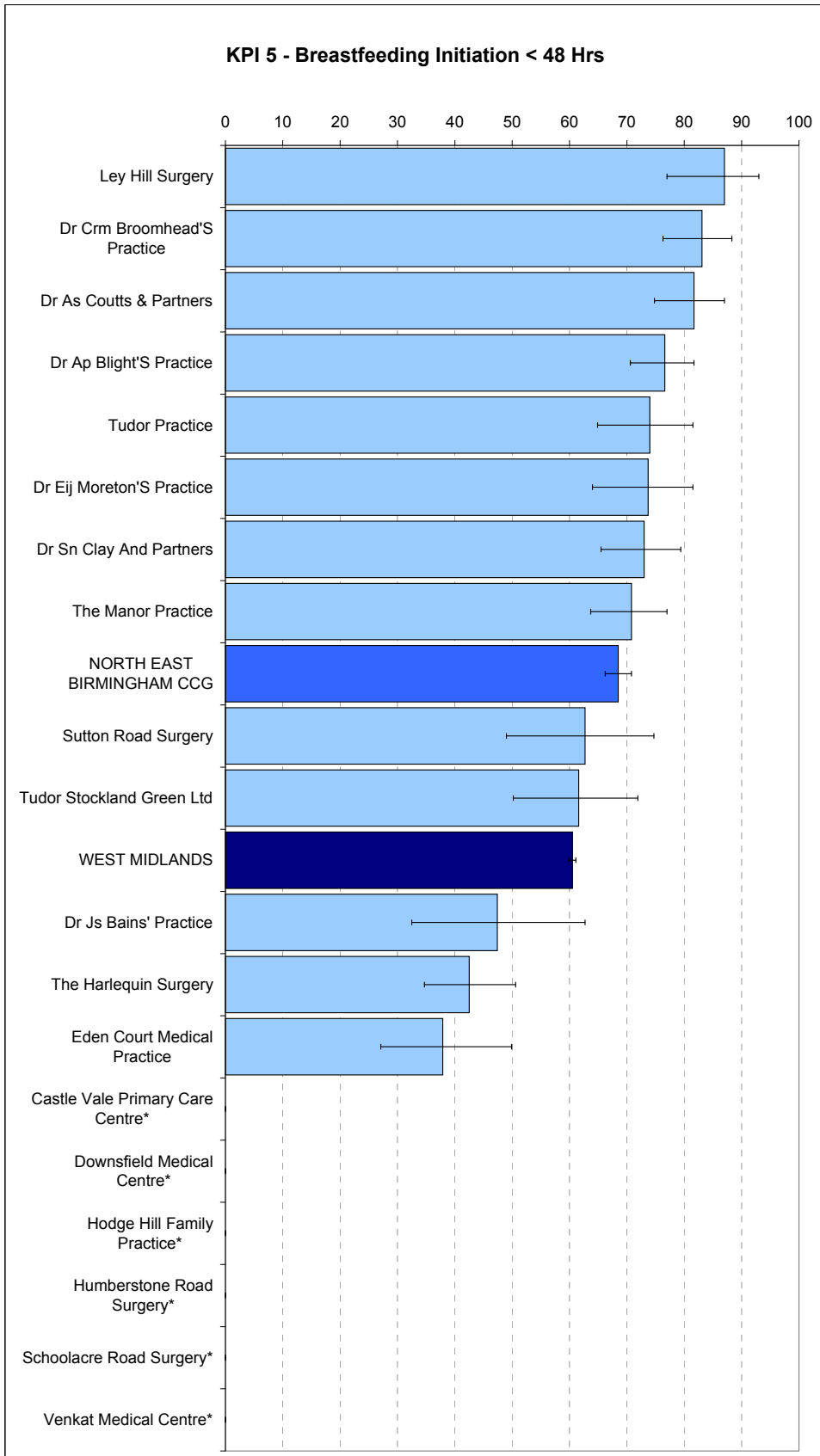
Key Performance Indicators - North East Birmingham CCG

Data Source: PEER, West Midlands Perinatal Institute
 Data Period: 1 July 2009 - 3 February 2011



KPI 3a: Prevalence of IUGR at birth
 KPI 5: Breastfeeding Initiation < 48 Hrs
 NB: KPI 3b: Antenatal Detection of IUGR: Rates not shown by practice due to small numbers
 (CCG Average: 34.6% WM Average: 31.8%)

KPI definitions and targets:
www.pi.nhs.uk/rpnm/lfh_KPI_Evidence_Targets.pdf



* Rates not displayed for practices with N<25