

Key Performance Indicators - North Staffordshire CCG

Data Source: PEER, West Midlands Perinatal Institute (Data Period: 1 July 2009 - 15 August 2012)

KPI 1: Early Booking
KPI 2: Continuity of Carer

KPI definitions and targets:
www.pi.nhs.uk/rpnm/lfH_KPI_Evidence_Targets.pdf



GP Practice Name	GP Practice Code	KPI 1a: Completed Assessment < 13 Weeks				KPI 2: Continuity of Carer ^a			
		N	n	%	95% CI	N	n	%	95% CI
WEST MIDLANDS (2011/12 Average)				89.6	89.2 - 89.9			79.2	78.7 - 79.6
NORTH STAFFORDSHIRE CCG		4433	3997	90.2	89.3 - 91.0	2606	2491	95.6	94.7 - 96.3
Alton Primary Care Centre	M83640	41	31	75.6	60.7 - 86.2	22	22	*	*
Ashley Surgery	M83017	56	53	94.6	85.4 - 98.2	43	40	93.0	81.4 - 97.6
Audley Health Centre	M83054	238	218	91.6	87.4 - 94.5	139	137	98.6	94.9 - 99.6
Betley Surgery	M83691	32	27	84.4	68.2 - 93.1	16	14	*	*
Dr Af Rees' Practice	M83019	66	60	90.9	81.6 - 95.8	40	37	92.5	80.1 - 97.4
Dr Ag Bennett'S Practice	M83011	159	142	89.3	83.5 - 93.2	88	62	70.5	60.2 - 79.0
Dr Angris & Partners	M83122	37	31	83.8	68.9 - 92.3	27	27	100.0	87.5 - 100.0
Dr D Hughes & Partners	M83079	122	108	88.5	81.7 - 93.0	72	69	95.8	88.5 - 98.6
Dr Do Yates' Practice	M83108	180	156	86.7	80.9 - 90.9	103	99	96.1	90.4 - 98.5
Dr Hopkins & Partners	M83012	59	48	81.4	69.6 - 89.3	37	35	94.6	82.3 - 98.5
Dr J Holland'S Practice	M83084	186	174	93.5	89.1 - 96.3	105	101	96.2	90.6 - 98.5
Dr Jg Johnston & Partners	M83089	205	187	91.2	86.5 - 94.4	117	113	96.6	91.5 - 98.7
Dr Jm King'S Practice	M83046	199	178	89.4	84.4 - 93.0	108	104	96.3	90.9 - 98.6
Dr Ks Upton'S Practice	M83096	135	117	86.7	79.9 - 91.4	76	75	98.7	92.9 - 99.8
Dr P Craven'S Practice	M83103	95	90	94.7	88.3 - 97.7	55	52	94.5	85.1 - 98.1
Dr Rabie & Partners	M83023	240	221	92.1	88.0 - 94.9	145	143	98.6	95.1 - 99.6
Dr Somerville & Partners	M83071	72	61	84.7	74.7 - 91.2	44	43	97.7	88.2 - 99.6
Heathcote Street Surgery	M83005	211	192	91.0	86.4 - 94.2	121	119	98.3	94.2 - 99.5
High Street Medical Practice	Y00040	64	59	92.2	83.0 - 96.6	43	42	97.7	87.9 - 99.6
Higherland Surgery	M83140	94	90	95.7	89.6 - 98.3	51	49	96.1	86.8 - 98.9
Kingsbridge Medical Centre	M83141	193	171	88.6	83.3 - 92.4	119	116	97.5	92.8 - 99.1
Loomer Road Surgery	M83723	112	102	91.1	84.3 - 95.1	69	69	100.0	94.7 - 100.0
Lyme Valley Practice	M83067	147	130	88.4	82.3 - 92.7	99	96	97.0	91.5 - 99.0
Midway Medical Centre	Y02570	30	27	90.0	74.4 - 96.5	29	27	93.1	78.0 - 98.1
Milehouse Medical Practice	M83697	68	59	86.8	76.7 - 92.9	45	40	88.9	76.5 - 95.2
Milehouse Primary Care Centre	M83658	25	22	88.0	70.0 - 95.8	8	8	*	*
Miller Street Surgery	M83025	42	39	92.9	81.0 - 97.5	25	25	100.0	86.7 - 100.0
Moss Lane Surgery	M83015	139	131	94.2	89.1 - 97.1	83	83	100.0	95.6 - 100.0
R. J Mitchell Medical Centre	M83665	130	126	96.9	92.4 - 98.8	71	70	98.6	92.4 - 99.8
Rupert Street Surgery	M83664	18	16	*	*	4	4	*	*
Silverdale Medical Centre	M83034	284	245	86.3	81.8 - 89.8	167	153	91.6	86.4 - 94.9
Talke Pits Clinic	M83701	100	93	93.0	86.3 - 96.6	64	63	98.4	91.7 - 99.7
The New Surgery	M83121	76	69	90.8	82.2 - 95.5	46	40	87.0	74.3 - 93.9
The Village Surgery	M83007	241	221	91.7	87.5 - 94.6	141	137	97.2	92.9 - 98.9
University Medical Centre Keele	M83670	85	76	89.4	81.1 - 94.3	39	38	97.4	86.8 - 99.5
Wolstanton Medical Centre	M83056	252	227	90.1	85.8 - 93.2	145	139	95.9	91.3 - 98.1

* Rates for practices with N<25 not calculated

^a From Sept. 2010 only, with definition of 'continuity' including 2 midwives

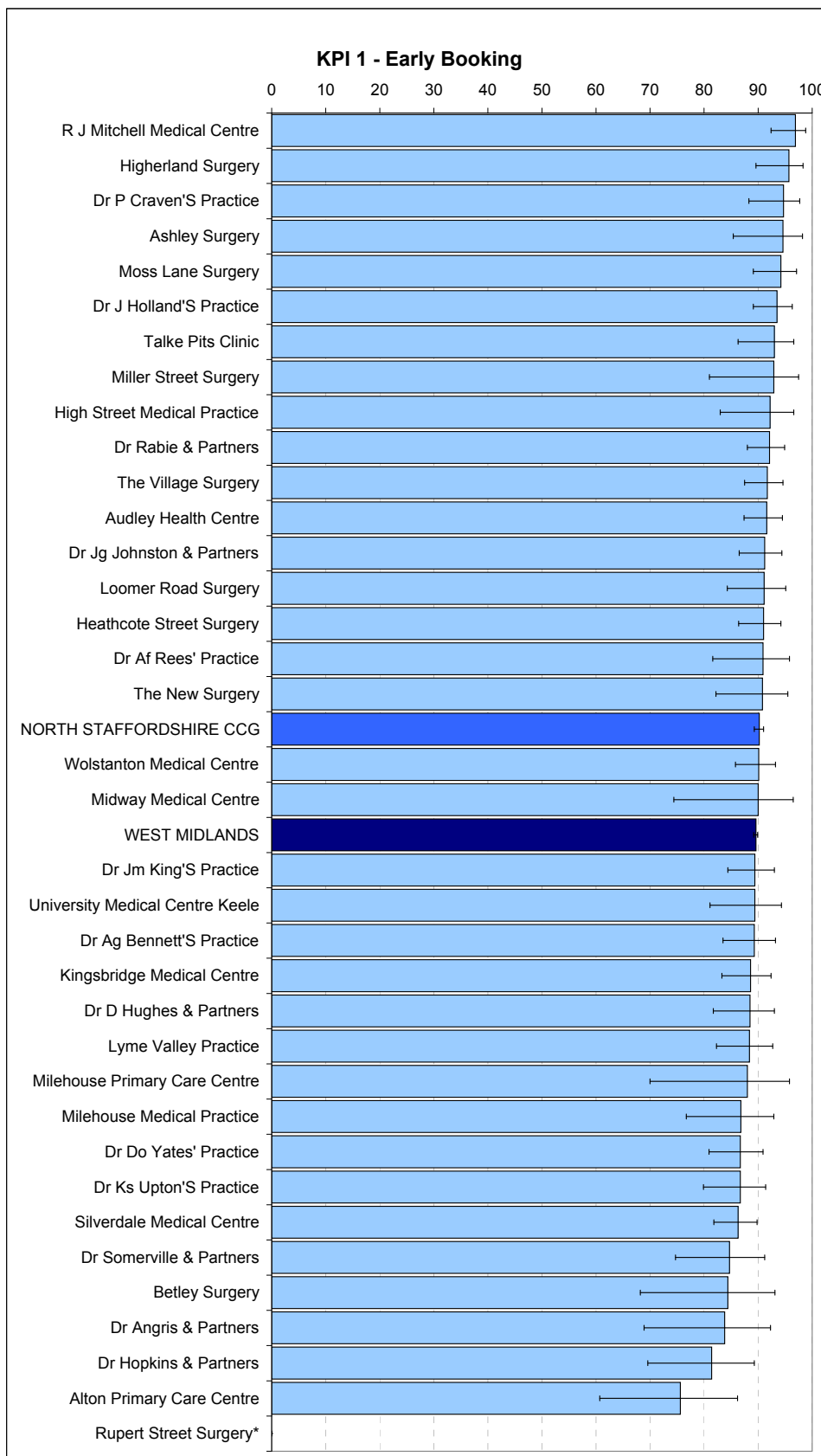
Key Performance Indicators - North Staffordshire CCG

Data Source: PEER, West Midlands Perinatal Institute
 Data Period: 1 July 2009 - 15 August 2012



KPI 1: Early Booking
 KPI 2: Continuity of Carer

KPI definitions and targets:
www.pi.nhs.uk/rpnm/lfh_KPI_Evidence_Targets.pdf



* Rates not displayed for practices with N<25

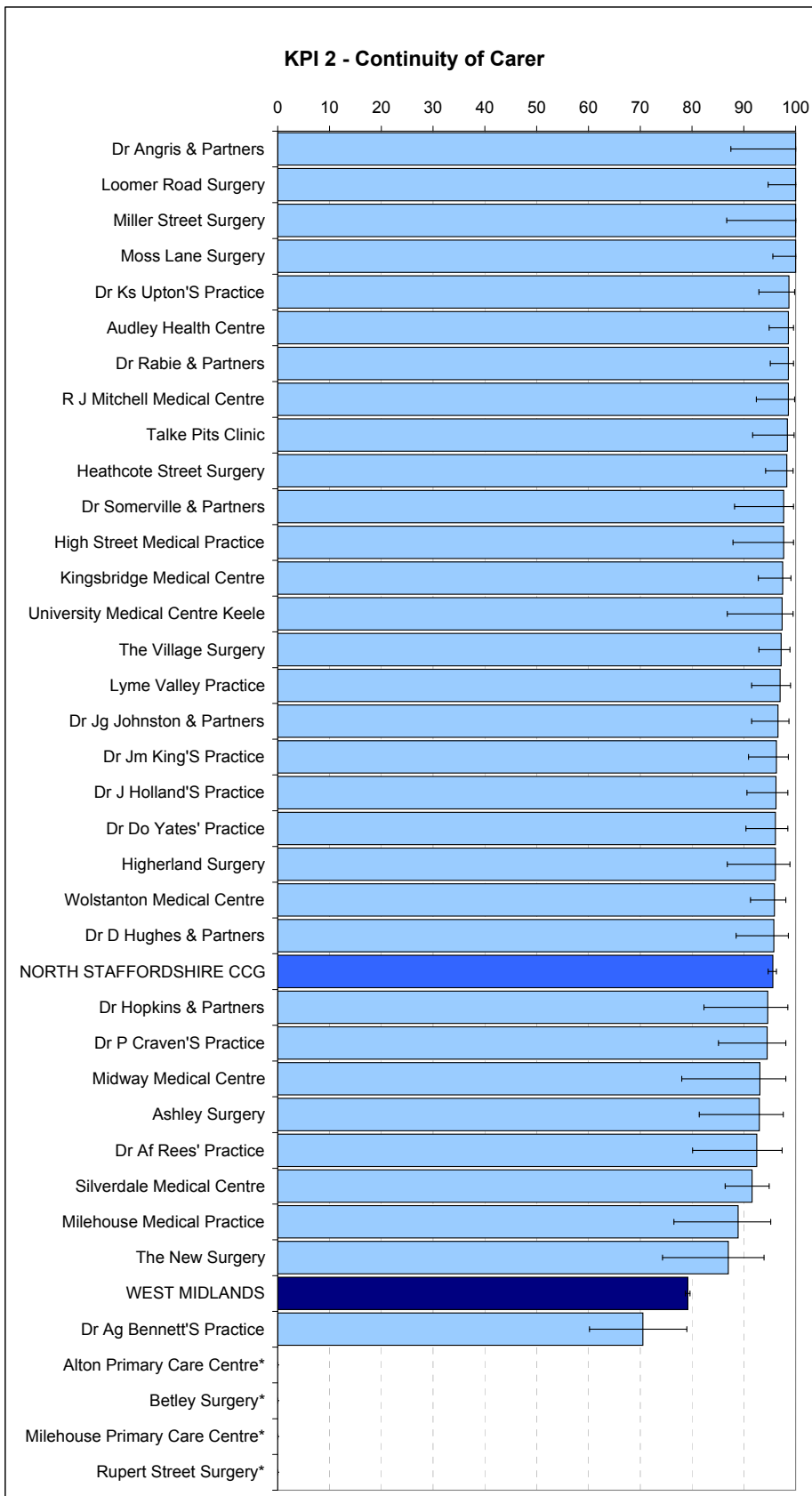
Key Performance Indicators - North Staffordshire CCG

Data Source: PEER, West Midlands Perinatal Institute
 Data Period: 1 July 2009 - 15 August 2012



KPI 1: Early Booking
 KPI 2: Continuity of Carer

KPI definitions and targets:
www.pi.nhs.uk/rpnm/lfH_KPI_Evidence_Targets.pdf



* Rates not displayed for practices with N<25

Key Performance Indicators - North Staffordshire CCG

Data Source: PEER, West Midlands Perinatal Institute (Data Period: 1 July 2009 - 15 August 2012)

KPI 4a - Smoking at Booking

KPI 4b: Smoking at Delivery

NB: KPI 4c: Smoking Cessation: Rates not shown by practice because of small numbers

(CCG Average: 23.6% WM Average: 27.1%)

KPI definitions and targets:

www.pi.nhs.uk/rpnm/lfh/KPI_Evidence_Targets.pdf



GP Practice Name	GP Practice Code	KPI 4a: Smoking at Booking				KPI 4b: Smoking at Delivery			
		N	n	%	95% CI	N	n	%	95% CI
WEST MIDLANDS (2011/12 Average)				19.3	18.9 - 19.8			14.3	13.9 - 14.8
NORTH STAFFORDSHIRE CCG		4461	944	21.2	20.0 - 22.4	4442	757	17.0	16.0 - 18.2
Alton Primary Care Centre	M83640	41	3	7.3	2.5 - 19.4	40	1	2.5	0.4 - 12.9
Ashley Surgery	M83017	56	13	23.2	14.1 - 35.8	56	10	17.9	10.0 - 29.8
Audley Health Centre	M83054	240	51	21.3	16.5 - 26.9	240	39	16.3	12.1 - 21.4
Betley Surgery	M83691	32	4	12.5	5.0 - 28.1	32	2	6.3	1.7 - 20.1
Dr Af Rees' Practice	M83019	66	18	27.3	18.0 - 39.0	66	17	25.8	16.7 - 37.4
Dr Ag Bennett'S Practice	M83011	159	18	11.3	7.3 - 17.2	157	11	7.0	4.0 - 12.1
Dr Angris & Partners	M83122	38	11	28.9	17.0 - 44.8	39	4	10.3	4.1 - 23.6
Dr D Hughes & Partners	M83079	124	21	16.9	11.4 - 24.5	121	15	12.4	7.7 - 19.4
Dr Do Yates' Practice	M83108	179	36	20.1	14.9 - 26.6	180	27	15.0	10.5 - 20.9
Dr Hopkins & Partners	M83012	61	19	31.1	20.9 - 43.6	60	17	28.3	18.5 - 40.8
Dr J Holland'S Practice	M83084	188	43	22.9	17.4 - 29.4	188	31	16.5	11.9 - 22.5
Dr Jg Johnston & Partners	M83089	210	49	23.3	18.1 - 29.5	211	39	18.5	13.8 - 24.3
Dr Jm King'S Practice	M83046	198	48	24.2	18.8 - 30.7	199	41	20.6	15.6 - 26.8
Dr Ks Upton'S Practice	M83096	138	19	13.8	9.0 - 20.5	137	14	10.2	6.2 - 16.4
Dr P Craven'S Practice	M83103	95	11	11.6	6.6 - 19.6	95	7	7.4	3.6 - 14.4
Dr Rabie & Partners	M83023	241	55	22.8	18.0 - 28.5	240	45	18.8	14.3 - 24.2
Dr Somerville & Partners	M83071	71	19	26.8	17.9 - 38.1	71	16	22.5	14.4 - 33.5
Heathcote Street Surgery	M83005	215	78	36.3	30.1 - 42.9	209	66	31.6	25.7 - 38.2
High Street Medical Practice	Y00040	64	15	23.4	14.7 - 35.1	64	15	23.4	14.7 - 35.1
Higherland Surgery	M83140	95	25	26.3	18.5 - 36.0	94	22	23.4	16.0 - 32.9
Kingsbridge Medical Centre	M83141	192	28	14.6	10.3 - 20.3	192	23	12.0	8.1 - 17.3
Loomer Road Surgery	M83723	115	26	22.6	15.9 - 31.1	115	24	20.9	14.4 - 29.2
Lyme Valley Practice	M83067	148	29	19.6	14.0 - 26.7	148	27	18.2	12.9 - 25.2
Midway Medical Centre	Y02570	30	5	16.7	7.3 - 33.6	30	3	10.0	3.5 - 25.6
Milehouse Medical Practice	M83697	68	18	26.5	17.4 - 38.0	68	13	19.1	11.5 - 30.0
Milehouse Primary Care Centre	M83658	25	6	24.0	11.5 - 43.4	24	5	*	*
Miller Street Surgery	M83025	42	9	21.4	11.7 - 35.9	42	8	19.0	10.0 - 33.3
Moss Lane Surgery	M83015	140	17	12.1	7.7 - 18.6	138	11	8.0	4.5 - 13.7
R J Mitchell Medical Centre	M83665	131	40	30.5	23.3 - 38.9	132	33	25.0	18.4 - 33.0
Rupert Street Surgery	M83664	18	4	*	*	18	4	*	*
Silverdale Medical Centre	M83034	284	72	25.4	20.6 - 30.7	283	53	18.7	14.6 - 23.7
Talke Pits Clinic	M83701	100	21	21.0	14.2 - 30.0	97	19	19.6	12.9 - 28.6
The New Surgery	M83121	76	5	6.6	2.8 - 14.5	75	4	5.3	2.1 - 12.9
The Village Surgery	M83007	242	57	23.6	18.6 - 29.3	243	47	19.3	14.9 - 24.8
University Medical Centre Keele	M83670	85	21	24.7	16.8 - 34.8	83	19	22.9	15.2 - 33.0
Wolstanton Medical Centre	M83056	254	30	11.8	8.4 - 16.4	255	25	9.8	6.7 - 14.1

* Rates for practices with N<25 not calculated

Key Performance Indicators - North Staffordshire CCG

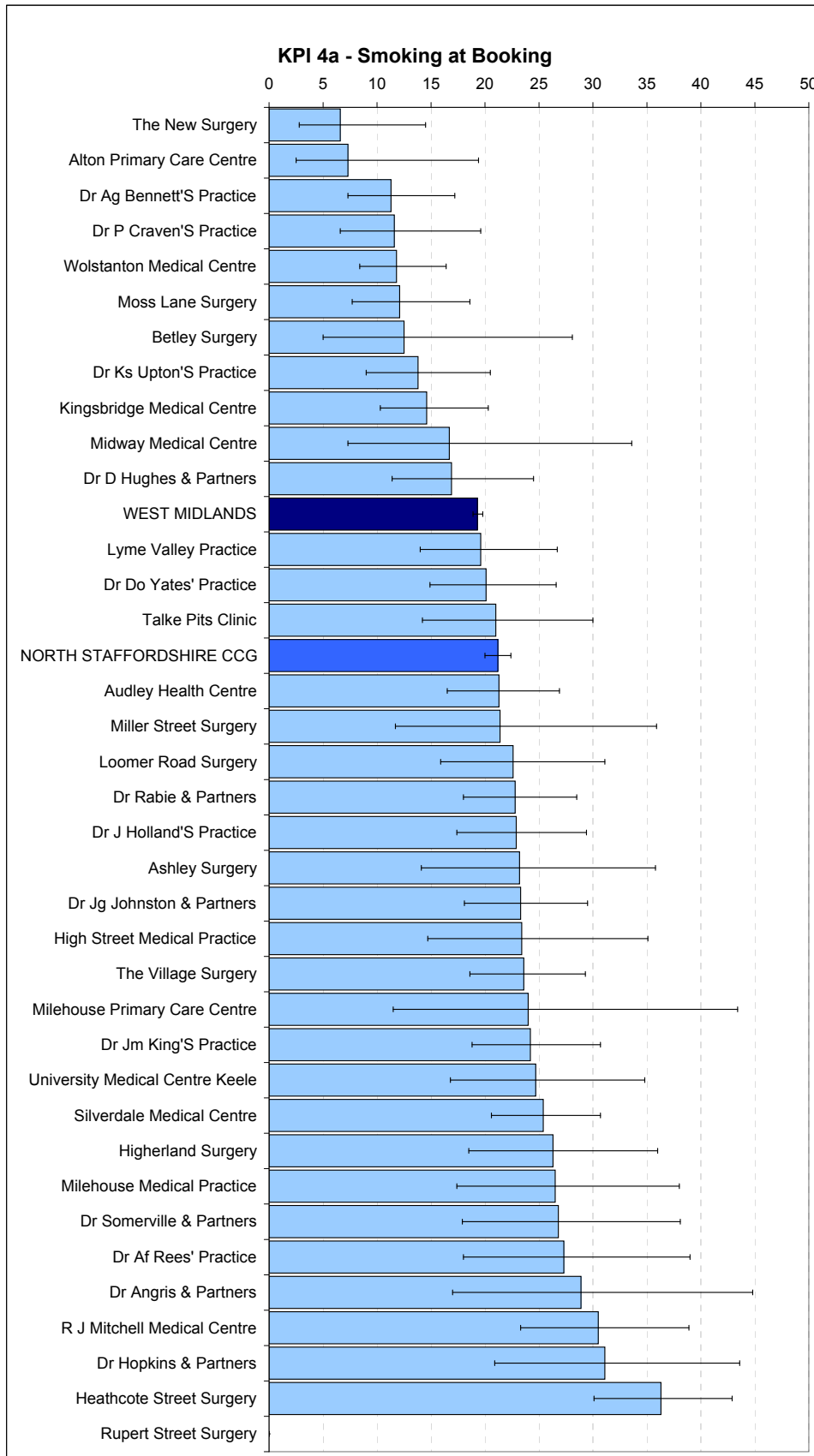
Data Source: PEER, West Midlands Perinatal Institute
 Data Period: 1 July 2009 - 15 August 2012



KPI 4a - Smoking at Booking
 KPI 4b: Smoking at Delivery

KPI definitions and targets:
www.pi.nhs.uk/rpnm/lfh/KPI_Evidence_Targets.pdf

NB: KPI 4c: Smoking Cessation: Rates not shown by practice due to small numbers
 (CCG Average: 23.6% WM Average: 27.1%)



* Rates not displayed for practices with N<25

Key Performance Indicators - North Staffordshire CCG

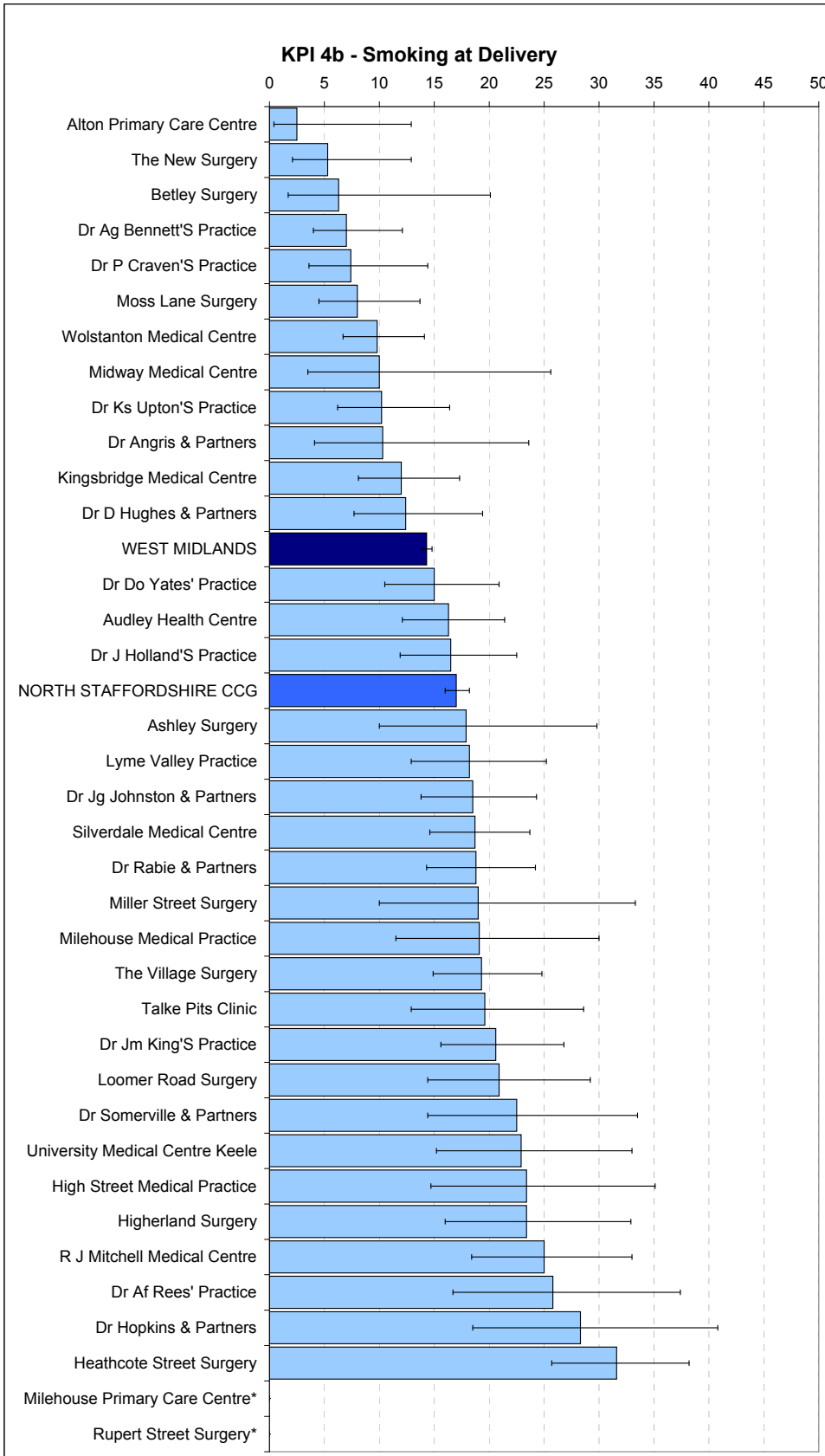
Data Source: PEER, West Midlands Perinatal Institute
 Data Period: 1 July 2009 - 15 August 2012



KPI 4a - Smoking at Booking
 KPI 4b: Smoking at Delivery

KPI definitions and targets:
www.pi.nhs.uk/rpnm/lfh_KPI_Evidence_Targets.pdf

NB: KPI 4c: Smoking Cessation: Rates not shown by practice due to small numbers
 (CCG Average: 23.6% WM Average: 27.1%)



* Rates not displayed for practices with N<25

Key Performance Indicators - North Staffordshire CCG

Data Source: PEER, West Midlands Perinatal Institute (Data Period: 1 July 2009 - 15 August 2012)

KPI 3a: Prevalence of IUGR at birth

KPI definitions and targets:

KPI 5: Breastfeeding Initiation < 48 Hrs

www.pi.nhs.uk/rpnm/lfh/KPI_Evidence_Targets.pdf

NB: KPI 3b: Antenatal Detection of IUGR: Rates not shown by practice because of small numbers

(CCG Average: 38.0% WM Average: 31.8%)



GP Practice Name	GP Practice Code	KPI 3a: Intrauterine Growth Restriction (IUGR) at birth (cust cent <10)				KPI 5: Breastfeeding Initiation < 48 Hrs			
		N	n	%	95% CI	N	n	%	95% CI
WEST MIDLANDS (2011/12 Average)				13.8	13.4 - 14.2			60.5	59.9 - 61.1
NORTH STAFFORDSHIRE CCG		4386	609	13.9	12.9 - 14.9	4305	2786	64.7	63.3 - 66.1
Alton Primary Care Centre	M83640	41	4	9.8	3.9 - 22.5	38	34	89.5	75.9 - 95.8
Ashley Surgery	M83017	56	4	7.1	2.8 - 17.0	54	43	79.6	67.1 - 88.2
Audley Health Centre	M83054	236	34	14.4	10.5 - 19.5	229	162	70.7	64.5 - 76.3
Betley Surgery	M83691	32	5	15.6	6.9 - 31.8	30	20	66.7	48.8 - 80.8
Dr Af Rees' Practice	M83019	66	8	12.1	6.3 - 22.1	61	33	54.1	41.7 - 66.0
Dr Ag Bennett'S Practice	M83011	155	20	12.9	8.5 - 19.1	155	113	72.9	65.4 - 79.3
Dr Angris & Partners	M83122	37	5	13.5	5.9 - 28.0	35	22	62.9	46.3 - 76.8
Dr D Hughes & Partners	M83079	121	12	9.9	5.8 - 16.5	121	80	66.1	57.3 - 73.9
Dr Do Yates' Practice	M83108	179	27	15.1	10.6 - 21.1	177	123	69.5	62.4 - 75.8
Dr Hopkins & Partners	M83012	58	10	17.2	9.6 - 28.9	44	25	56.8	42.2 - 70.3
Dr J Holland'S Practice	M83084	185	26	14.1	9.8 - 19.8	182	106	58.2	51.0 - 65.2
Dr Jg Johnston & Partners	M83089	205	29	14.1	10.0 - 19.6	204	122	59.8	53.0 - 66.3
Dr Jm King'S Practice	M83046	195	21	10.8	7.2 - 15.9	192	122	63.5	56.5 - 70.0
Dr Ks Upton'S Practice	M83096	135	18	13.3	8.6 - 20.1	132	88	66.7	58.3 - 74.1
Dr P Craven'S Practice	M83103	92	17	18.5	11.9 - 27.6	90	56	62.2	51.9 - 71.5
Dr Rabie & Partners	M83023	238	30	12.6	9.0 - 17.4	230	140	60.9	54.4 - 66.9
Dr Somerville & Partners	M83071	71	7	9.9	4.9 - 19.0	65	38	58.5	46.3 - 69.6
Heathcote Street Surgery	M83005	211	37	17.5	13.0 - 23.2	207	100	48.3	41.6 - 55.1
High Street Medical Practice	Y00040	63	12	19.0	11.2 - 30.4	62	42	67.7	55.4 - 78.0
Higherland Surgery	M83140	94	14	14.9	9.1 - 23.5	93	59	63.4	53.3 - 72.5
Kingsbridge Medical Centre	M83141	183	26	14.2	9.9 - 20.0	189	135	71.4	64.6 - 77.4
Loomer Road Surgery	M83723	111	21	18.9	12.7 - 27.2	114	67	58.8	49.6 - 67.4
Lyme Valley Practice	M83067	145	21	14.5	9.7 - 21.1	146	101	69.2	61.3 - 76.1
Midway Medical Centre	Y02570	30	5	16.7	7.3 - 33.6	28	20	71.4	52.9 - 84.7
Milehouse Medical Practice	M83697	68	8	11.8	6.1 - 21.5	68	43	63.2	51.4 - 73.7
Milehouse Primary Care Centre	M83658	25	4	16.0	6.4 - 34.7	24	9	*	*
Miller Street Surgery	M83025	41	4	9.8	3.9 - 22.5	41	32	78.0	63.3 - 88.0
Moss Lane Surgery	M83015	136	19	14.0	9.1 - 20.8	135	102	75.6	67.7 - 82.0
R J Mitchell Medical Centre	M83665	128	20	15.6	10.3 - 22.9	129	78	60.5	51.8 - 68.5
Rupert Street Surgery	M83664	18	1	*	*	18	12	*	*
Silverdale Medical Centre	M83034	281	32	11.4	8.2 - 15.6	274	164	59.9	54.0 - 65.5
Talke Pits Clinic	M83701	99	19	19.2	12.6 - 28.0	100	66	66.0	56.3 - 74.5
The New Surgery	M83121	76	8	10.5	5.4 - 19.4	72	58	80.6	70.0 - 88.0
The Village Surgery	M83007	239	34	14.2	10.4 - 19.2	240	143	59.6	53.3 - 65.6
University Medical Centre Keele	M83670	84	12	14.3	8.4 - 23.3	80	55	68.8	57.9 - 77.8
Wolstanton Medical Centre	M83056	252	35	13.9	10.2 - 18.7	246	173	70.3	64.3 - 75.7

* Rates for practices with N<25 not calculated

Key Performance Indicators - North Staffordshire CCG

Data Source: PEER, West Midlands Perinatal Institute

Data Period: 1 July 2009 - 15 August 2012



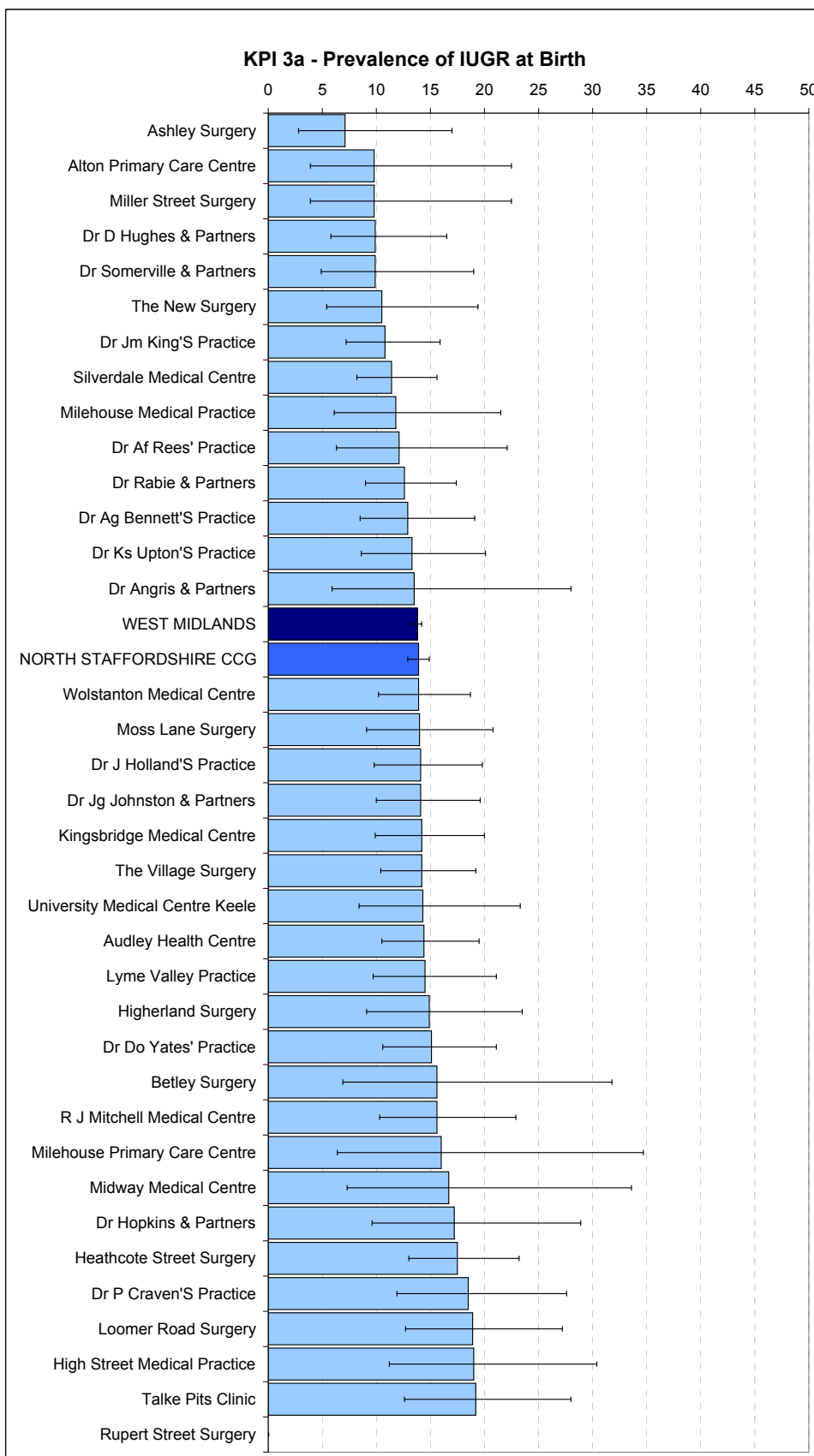
KPI 3a: Prevalence of IUGR at birth

KPI definitions and targets:

KPI 5: Breastfeeding Initiation < 48 Hrs

www.pi.nhs.uk/rpnm/lfh/KPI_Evidence_Targets.pdf

NB: KPI 3b: Antenatal Detection of IUGR: Rates not shown by practice due to small numbers
(CCG Average: 38.0% WM Average: 31.8%)



* Rates not displayed for practices with N<25

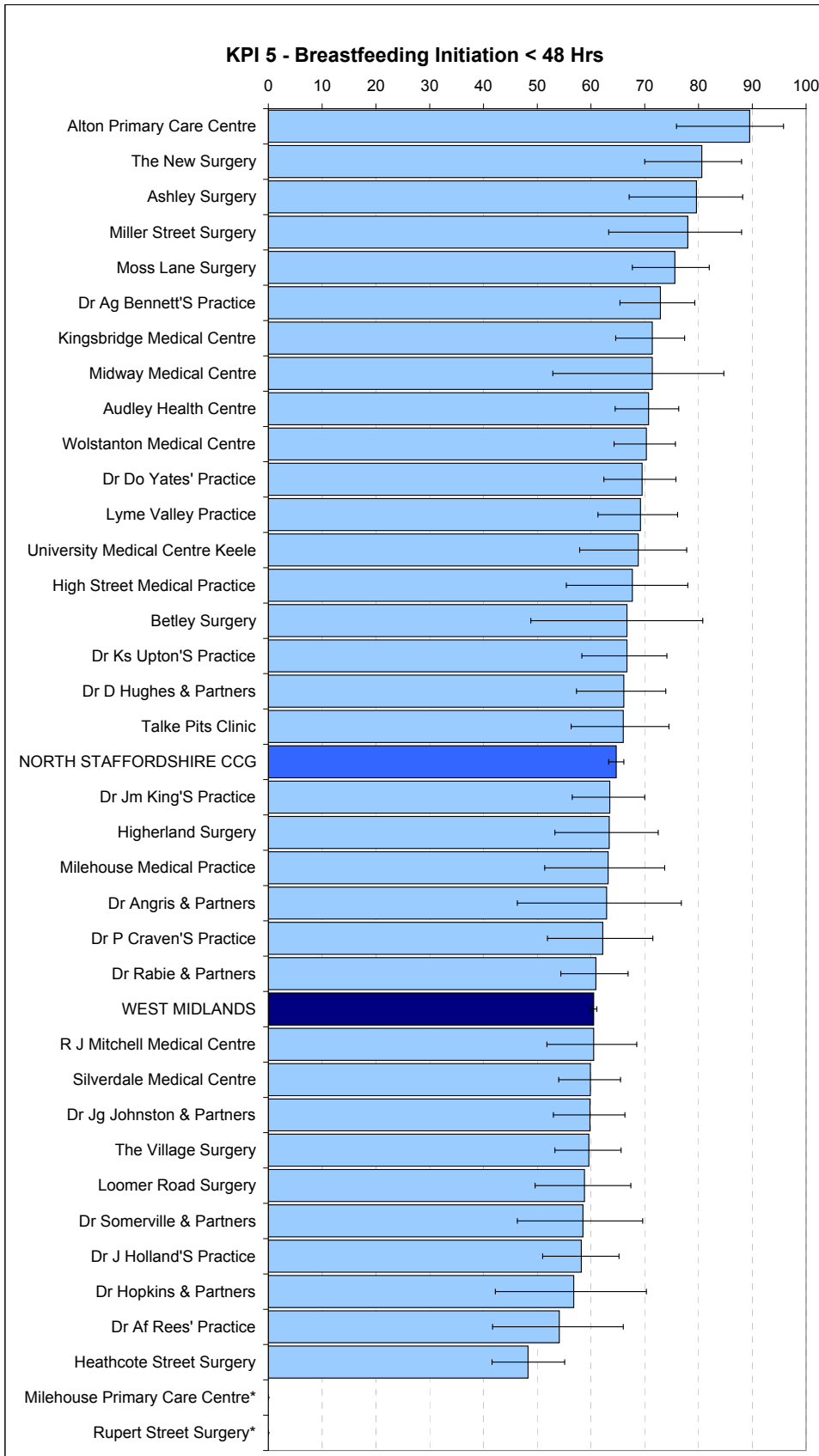
Key Performance Indicators - North Staffordshire CCG

Data Source: PEER, West Midlands Perinatal Institute
 Data Period: 1 July 2009 - 15 August 2012



KPI 3a: Prevalence of IUGR at birth
 KPI 5: Breastfeeding Initiation < 48 Hrs
 NB: KPI 3b: Antenatal Detection of IUGR: Rates not shown by practice due to small numbers
 (CCG Average: 38.0% WM Average: 31.8%)

KPI definitions and targets:
www.pi.nhs.uk/rpnm/lfh_KPI_Evidence_Targets.pdf



* Rates not displayed for practices with N<25