

Key Performance Indicators - Redditch and Bromsgrove CCG

Data Source: PEER, West Midlands Perinatal Institute (Data Period: 1 July 2009 - 15 August 2012)

KPI 1: Early Booking
KPI 2: Continuity of Carer

KPI definitions and targets:
www.pi.nhs.uk/rpm/lfH_KPI_Evidence_Targets.pdf



GP Practice Name	GP Practice Code	KPI 1a: Completed Assessment < 13 Weeks				KPI 2: Continuity of Carer ^a			
		N	n	%	95% CI	N	n	%	95% CI
WEST MIDLANDS (2011/12 Average)		2377	1963	82.6	81.0 - 84.1			79.2	78.7 - 79.6
REDDITCH & BROMSGROVE CCG						791	320	40.5	37.1 - 43.9
Bart Green Surgery	M81078	72	62	86.1	76.3 - 92.3	23	3	-	-
Catshill Village Surgery	M81084	93	73	78.5	69.1 - 85.6	26	12	46.2	28.8 - 64.5
Churchfields Surgery	M81070	155	124	80.0	73.0 - 85.5	41	12	29.3	17.6 - 44.5
Cornhill Surgery	M81055	95	83	87.4	79.2 - 92.6	23	11	-	-
Crabbs Cross Surgery	M81617	38	33	86.8	72.7 - 94.2	20	7	-	-
Davenal House Surgery	M81069	64	53	82.8	71.8 - 90.1	29	6	20.7	9.8 - 38.4
Dr Ch Mcgregor & Partners	M81089	54	48	88.9	77.8 - 94.8	22	9	-	-
Dr Hakeem & Dr Ahmad	M81053	61	35	57.4	44.9 - 69.0	22	11	-	-
Elgar House	M81002	251	207	82.5	77.3 - 86.7	86	39	45.3	35.3 - 55.8
Haqqani Practice	M81616	41	30	73.2	58.1 - 84.3	10	4	-	-
Hillview Medical Centre	M81041	121	103	85.1	77.7 - 90.4	36	12	33.3	20.2 - 49.7
Hollyoaks Medical Centre	M81083	51	40	78.4	65.4 - 87.5	16	7	-	-
Hollywood Medical Practice	M81064	78	67	85.9	76.5 - 91.9	33	28	84.8	69.1 - 93.3
New Road Surgery Bromsgrove	M81021	174	154	88.5	82.9 - 92.4	62	10	16.1	9.0 - 27.2
St Stephens Surgery	M81001	167	125	74.9	67.8 - 80.8	57	27	47.4	35.0 - 60.1
St. Johns Surgery	M81082	110	98	89.1	81.9 - 93.6	27	9	33.3	18.6 - 52.2
The Bridge Surgery	M81092	79	55	69.6	58.8 - 78.7	28	11	39.3	23.6 - 57.6
The Dow Surgery	M81020	188	152	80.9	74.6 - 85.8	72	33	45.8	34.8 - 57.3
The Glebeland Surgery	M81605	32	23	71.9	54.6 - 84.4	14	8	-	-
The Ridgeway Surgery	M81077	48	35	72.9	59.0 - 83.4	18	7	-	-
The Surgery Rubery	M81025	85	79	92.9	85.4 - 96.7	23	8	-	-
The Woodrow Medical Ctre	M81087	71	56	78.9	68.0 - 86.8	29	14	48.3	31.4 - 65.6
Winyates Health Centre	M81019	249	228	91.6	87.5 - 94.4	74	32	43.2	32.6 - 54.6

* Rates for practices with N<25 not calculated

^a From Sept. 2010 only, with definition of 'continuity' including 2 midwives

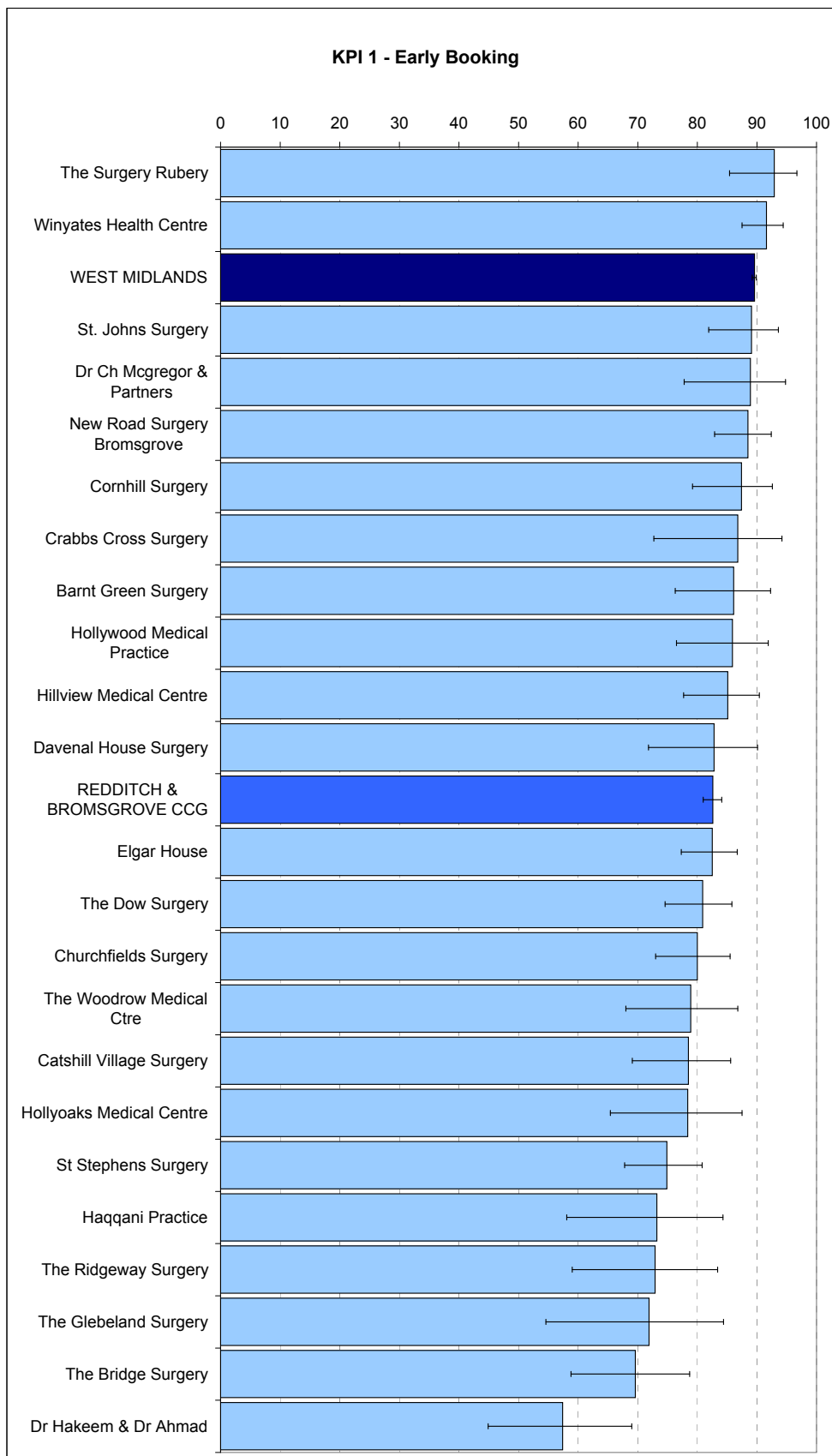
Key Performance Indicators - Redditch and Bromsgrove CCG

Data Source: PEER, West Midlands Perinatal Institute
 Data Period: 1 July 2009 - 15 August 2012



KPI 1: Early Booking
 KPI 2: Continuity of Carer

KPI definitions and targets:
www.pi.nhs.uk/rpnm/lfh_KPI_Evidence_Targets.pdf



* Rates not displayed for practices with N<25

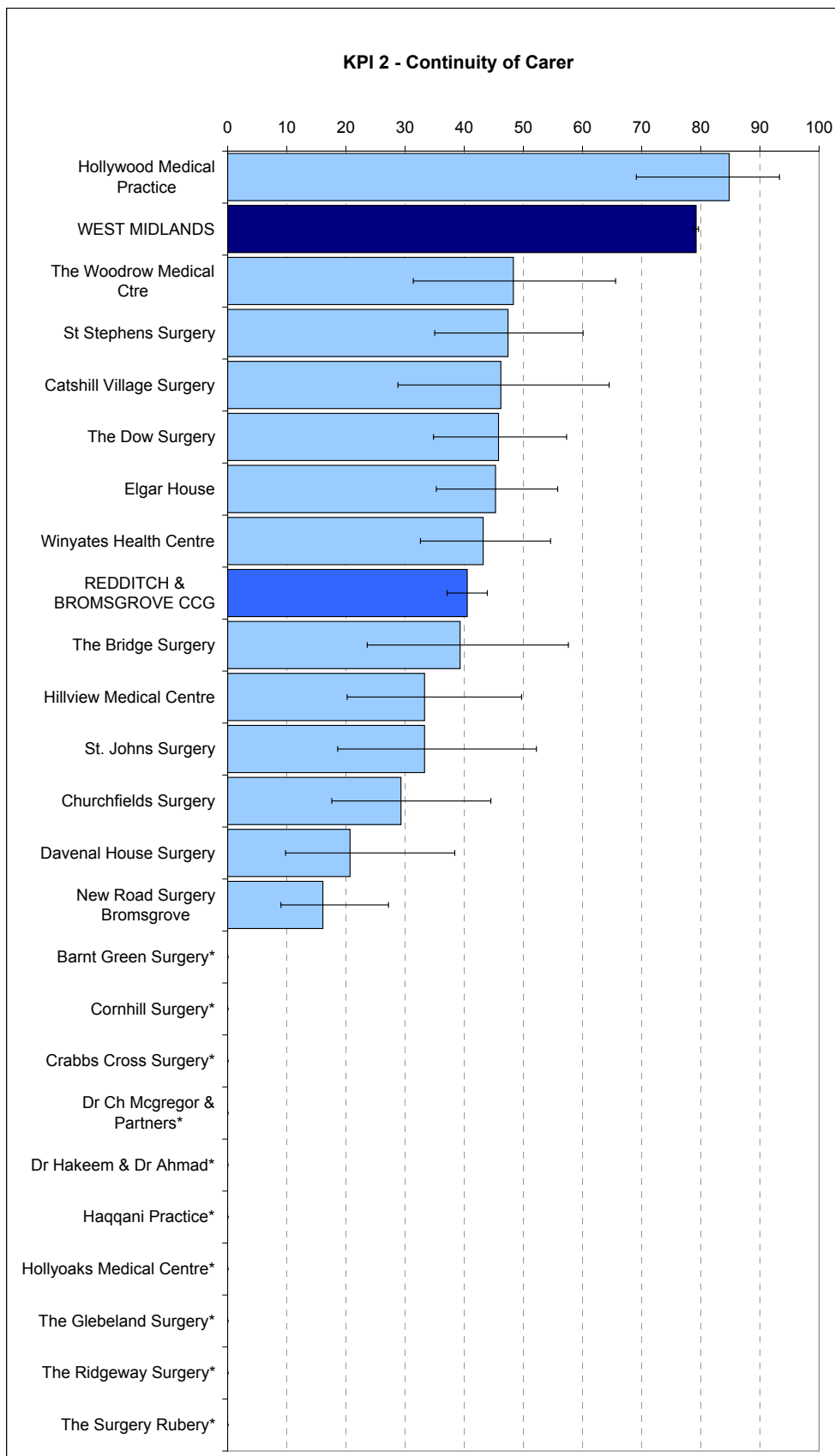
Key Performance Indicators - Redditch and Bromsgrove CCG

Data Source: PEER, West Midlands Perinatal Institute
 Data Period: 1 July 2009 - 15 August 2012



KPI 1: Early Booking
 KPI 2: Continuity of Carer

KPI definitions and targets:
www.pi.nhs.uk/rpnm/lfh_KPI_Evidence_Targets.pdf



* Rates not displayed for practices with N<25

Key Performance Indicators - Redditch and Bromsgrove CCG

Data Source: PEER, West Midlands Perinatal Institute (Data Period: 1 July 2009 - 15 August 2012)

KPI 4a - Smoking at Booking

KPI definitions and targets:

KPI 4b: Smoking at Delivery

www.pi.nhs.uk/rpnm/lfh/KPI_Evidence_Targets.pdf

NB: KPI 4c: Smoking Cessation: Rates not shown by practice because of small numbers

(CCG Average: 28.5% WM Average: 27.1%)



GP Practice Name	GP Practice Code	KPI 4a: Smoking at Booking				KPI 4b: Smoking at Delivery			
		N	n	%	95% CI	N	n	%	95% CI
WEST MIDLANDS (2011/12 Average)				19.3	18.9 - 19.8			14.3	13.9 - 14.8
REDDITCH & BROMSGROVE CCG		2369	377	15.9	14.5 - 17.4	1777	183	10.3	9.0 - 11.8
Bart Green Surgery	M81078	72	2	2.8	0.8 - 9.6	59	1	1.7	0.3 - 9.0
Catshill Village Surgery	M81084	93	18	19.4	12.6 - 28.5	71	8	11.3	5.8 - 20.7
Churchfields Surgery	M81070	154	25	16.2	11.2 - 22.9	116	14	12.1	7.3 - 19.2
Cornhill Surgery	M81055	96	17	17.7	11.4 - 26.5	76	9	11.8	6.4 - 21.0
Crabbs Cross Surgery	M81617	38	3	7.9	2.7 - 20.8	30	2	6.7	1.8 - 21.3
Davenal House Surgery	M81069	64	8	12.5	6.5 - 22.8	46	6	13.0	6.1 - 25.7
Dr Ch Mcgregor & Partners	M81089	54	15	27.8	17.6 - 40.9	44	10	22.7	12.8 - 37.0
Dr Hakeem & Dr Ahmad	M81053	60	7	11.7	5.8 - 22.2	52	6	11.5	5.4 - 23.0
Elgar House	M81002	249	50	20.1	15.6 - 25.5	175	22	12.6	8.5 - 18.3
Haqqani Practice	M81616	41	6	14.6	6.9 - 28.4	32	1	3.1	0.6 - 15.7
Hillview Medical Centre	M81041	119	19	16.0	10.5 - 23.6	90	9	10.0	5.4 - 17.9
Hollyoaks Medical Centre	M81083	50	3	6.0	2.1 - 16.2	38	2	5.3	1.5 - 17.3
Hollywood Medical Practice	M81064	77	9	11.7	6.3 - 20.7	55	4	7.3	2.9 - 17.3
New Road Surgery Bromsgrove	M81021	175	14	8.0	4.8 - 13.0	141	6	4.3	2.0 - 9.0
St Stephens Surgery	M81001	167	33	19.8	14.4 - 26.4	122	17	13.9	8.9 - 21.2
St. Johns Surgery	M81082	109	14	12.8	7.8 - 20.4	82	3	3.7	1.3 - 10.2
The Bridge Surgery	M81092	80	11	13.8	7.9 - 23.0	59	4	6.8	2.7 - 16.2
The Dow Surgery	M81020	188	41	21.8	16.5 - 28.2	142	25	17.6	12.2 - 24.7
The Glebeland Surgery	M81605	33	3	9.1	3.1 - 23.6	27	1	3.7	0.7 - 18.3
The Ridgeway Surgery	M81077	48	2	4.2	1.2 - 14.0	36	1	2.8	0.5 - 14.2
The Surgery Rubery	M81025	85	11	12.9	7.4 - 21.7	65	5	7.7	3.3 - 16.8
The Woodrow Medical Ctre	M81087	70	16	22.9	14.6 - 34.0	48	7	14.6	7.2 - 27.2
Winyates Health Centre	M81019	247	50	20.2	15.7 - 25.7	171	20	11.7	7.7 - 17.4

* Rates for practices with N<25 not calculated

Key Performance Indicators - Redditch and Bromsgrove CCG

Data Source: PEER, West Midlands Perinatal Institute
 Data Period: 1 July 2009 - 15 August 2012



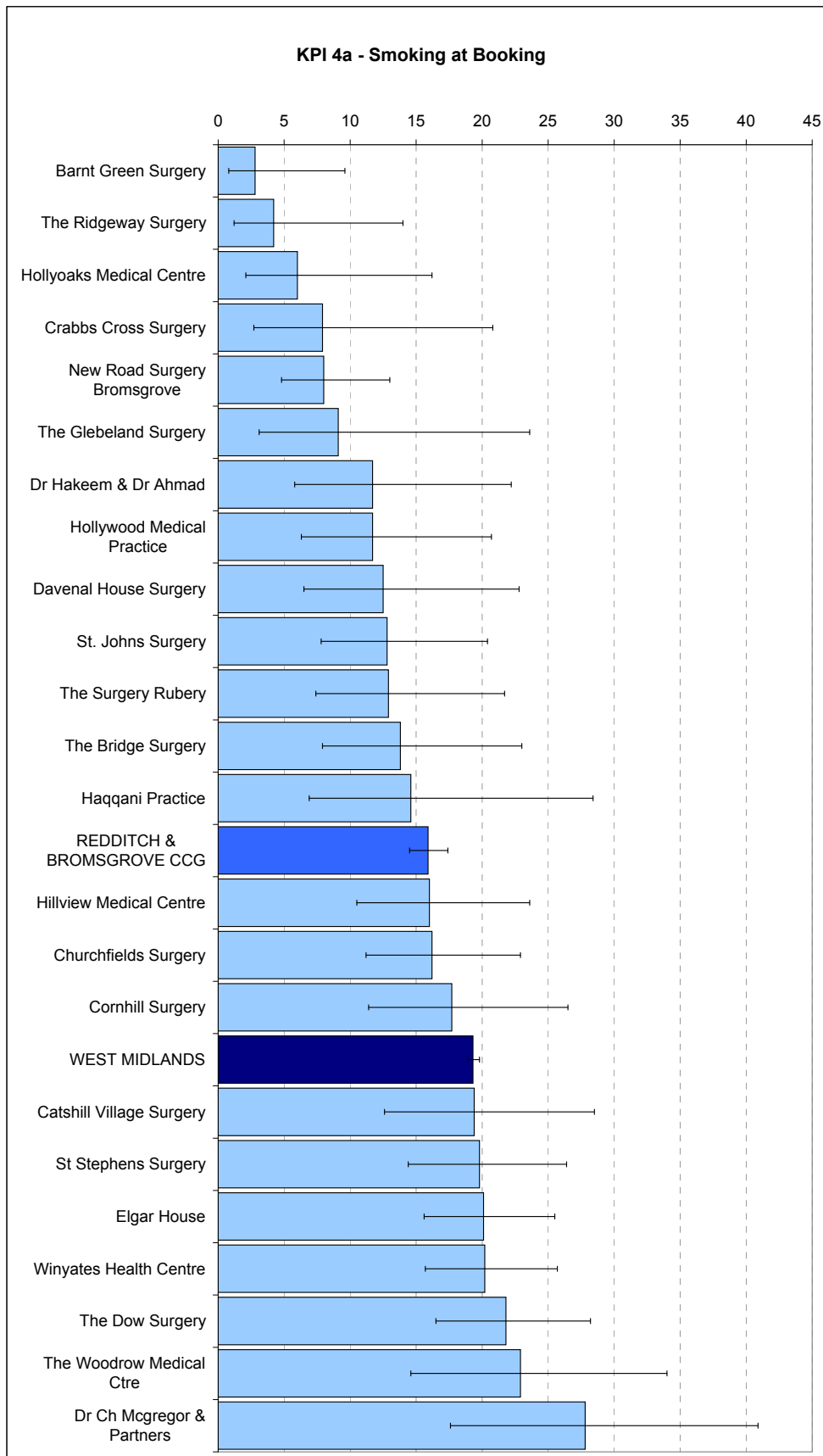
KPI 4a - Smoking at Booking

KPI definitions and targets:

KPI 4b: Smoking at Delivery

www.pi.nhs.uk/rpnm/lfh_KPI_Evidence_Targets.pdf

NB: KPI 4c: Smoking Cessation: Rates not shown by practice due to small numbers
 (CCG Average: 28.5% WM Average: 27.1%)



* Rates not displayed for practices with N<25

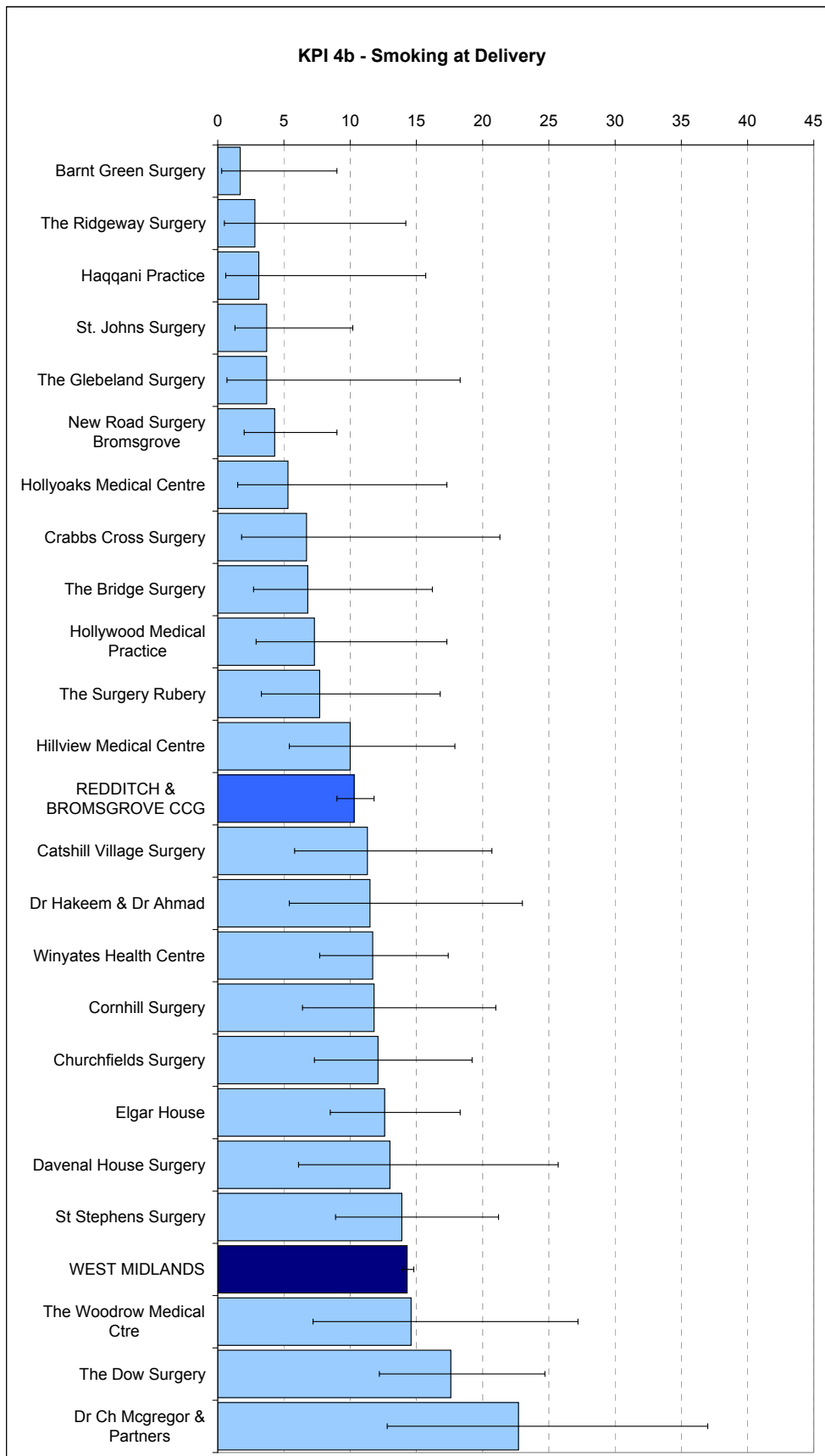
Key Performance Indicators - Redditch and Bromsgrove CCG

Data Source: PEER, West Midlands Perinatal Institute
 Data Period: 1 July 2009 - 15 August 2012



KPI 4a - Smoking at Booking
 KPI 4b: Smoking at Delivery
 NB: KPI 4c: Smoking Cessation: Rates not shown by practice due to small numbers
 (CCG Average: 28.5% WM Average: 27.1%)

KPI definitions and targets:
www.pi.nhs.uk/rpnm/lfh/KPI_Evidence_Targets.pdf



* Rates not displayed for practices with N<25

Key Performance Indicators - Redditch and Bromsgrove CCG

Data Source: PEER, West Midlands Perinatal Institute (Data Period: 1 July 2009 - 15 August 2012)

KPI 3a: Prevalence of IUGR at birth

KPI definitions and targets:

KPI 5: Breastfeeding Initiation < 48 Hrs

www.pi.nhs.uk/rpnm/lfh/KPI_Evidence_Targets.pdf

NB: KPI 3b: Antenatal Detection of IUGR: Rates not shown by practice because of small numbers

(CCG Average: 26.3% WM Average: 31.8%)



GP Practice Name	GP Practice Code	KPI 3a: Intrauterine Growth Restriction (IUGR) at birth (cust cent <10)				KPI 5: Breastfeeding Initiation < 48 Hrs			
		N	n	%	95% CI	N	n	%	95% CI
WEST MIDLANDS (2011/12 Average)				13.8	13.4 - 14.2			60.5	59.9 - 61.1
REDDITCH & BROMSGROVE CCG		2125	294	13.8	12.4 - 15.4	2201	1504	68.3	66.4 - 70.2
Bart Green Surgery	M81078	66	9	13.6	7.3 - 23.9	67	60	89.6	80.0 - 94.8
Catshill Village Surgery	M81084	88	8	9.1	4.7 - 16.9	82	63	76.8	66.6 - 84.6
Churchfields Surgery	M81070	149	19	12.8	8.3 - 19.1	142	86	60.6	52.3 - 68.2
Cornhill Surgery	M81055	90	17	18.9	12.1 - 28.2	88	55	62.5	52.1 - 71.9
Crabbs Cross Surgery	M81617	31	4	12.9	5.1 - 28.9	35	25	71.4	54.9 - 83.7
Davenal House Surgery	M81069	58	7	12.1	6.0 - 22.9	60	39	65.0	52.4 - 75.8
Dr Ch McGregor & Partners	M81089	51	10	19.6	11.0 - 32.5	52	35	67.3	53.8 - 78.5
Dr Hakeem & Dr Ahmad	M81053	53	8	15.1	7.9 - 27.1	58	30	51.7	39.2 - 64.1
Elgar House	M81002	217	34	15.7	11.4 - 21.1	231	152	65.8	59.5 - 71.6
Haqqani Practice	M81616	37	5	13.5	5.9 - 28.0	41	27	65.9	50.5 - 78.4
Hillview Medical Centre	M81041	105	11	10.5	6.0 - 17.8	110	76	69.1	59.9 - 77.0
Hollyoaks Medical Centre	M81083	46	6	13.0	6.1 - 25.7	45	34	75.6	61.3 - 85.8
Hollywood Medical Practice	M81064	64	10	15.6	8.7 - 26.4	73	52	71.2	60.0 - 80.3
New Road Surgery Bromsgrove	M81021	157	15	9.6	5.9 - 15.2	164	120	73.2	65.9 - 79.4
St Stephens Surgery	M81001	145	23	15.9	10.8 - 22.7	155	102	65.8	58.0 - 72.8
St. Johns Surgery	M81082	104	12	11.5	6.7 - 19.1	98	77	78.6	69.5 - 85.5
The Bridge Surgery	M81092	68	13	19.1	11.5 - 30.0	71	53	74.6	63.4 - 83.3
The Dow Surgery	M81020	162	27	16.7	11.7 - 23.2	176	118	67.0	59.8 - 73.6
The Glebeland Surgery	M81605	33	4	12.1	4.8 - 27.3	29	23	79.3	61.6 - 90.2
The Ridgeway Surgery	M81077	44	3	6.8	2.3 - 18.2	44	37	84.1	70.6 - 92.1
The Surgery Rubery	M81025	80	10	12.5	6.9 - 21.5	82	56	68.3	57.6 - 77.4
The Woodrow Medical Ctre	M81087	58	7	12.1	6.0 - 22.9	69	36	52.2	40.6 - 63.5
Winyates Health Centre	M81019	219	32	14.6	10.5 - 19.9	229	148	64.6	58.2 - 70.5

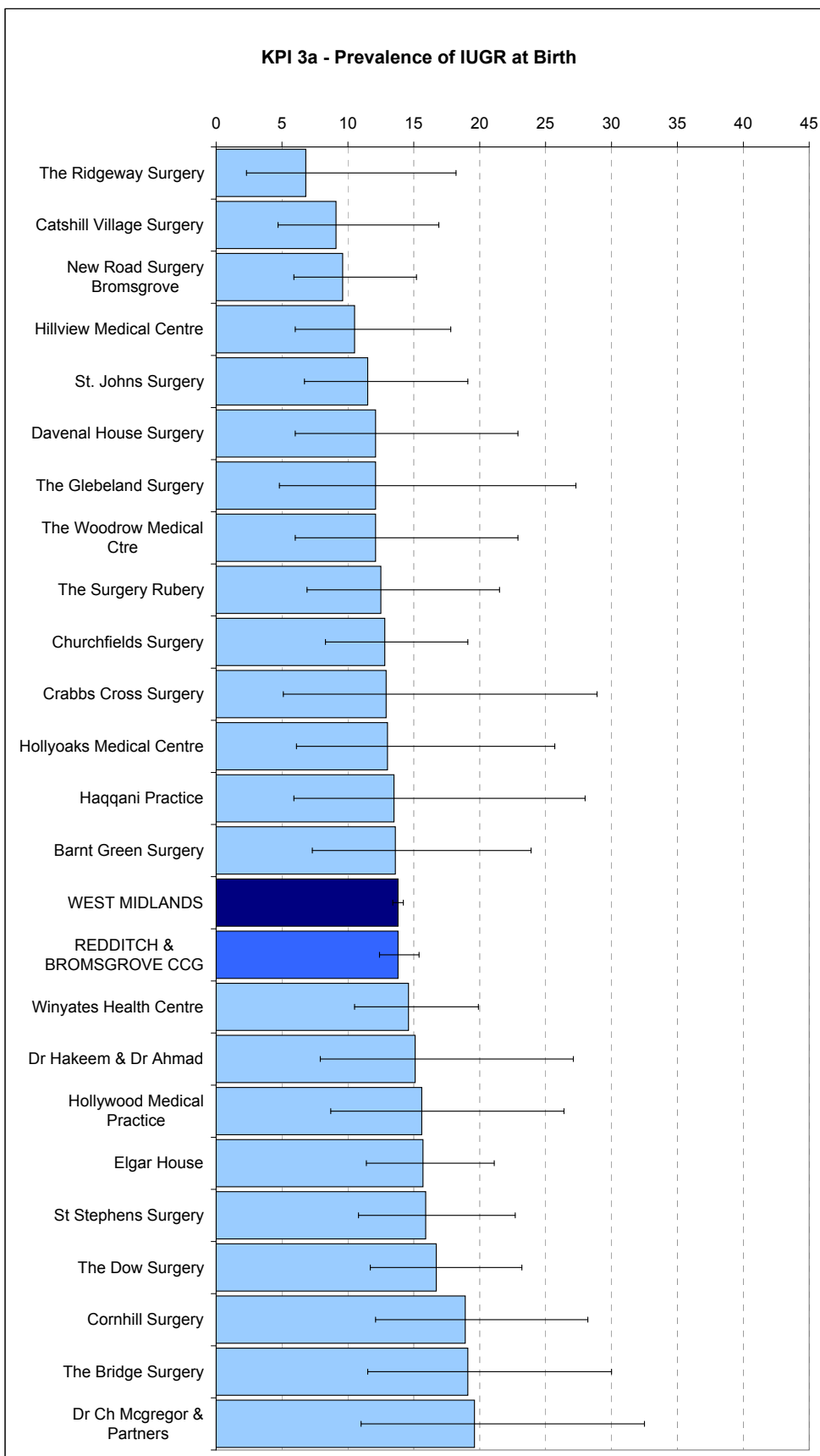
* Rates for practices with N<25 not calculated

Key Performance Indicators - Redditch and Bromsgrove CCG

Data Source: PEER, West Midlands Perinatal Institute
 Data Period: 1 July 2009 - 15 August 2012



KPI 3a: Prevalence of IUGR at birth KPI definitions and targets:
 KPI 5: Breastfeeding Initiation < 48 Hrs www.pi.nhs.uk/rpnm/lfH_KPI_Evidence_Targets.pdf
 NB: KPI 3b: Antenatal Detection of IUGR: Rates not shown by practice due to small numbers
 (CCG Average: 26.3% WM Average: 31.8%)



* Rates not displayed for practices with N<25

Key Performance Indicators - Redditch and Bromsgrove CCG

Data Source: PEER, West Midlands Perinatal Institute

Data Period: 1 July 2009 - 15 August 2012

KPI 3a: Prevalence of IUGR at birth

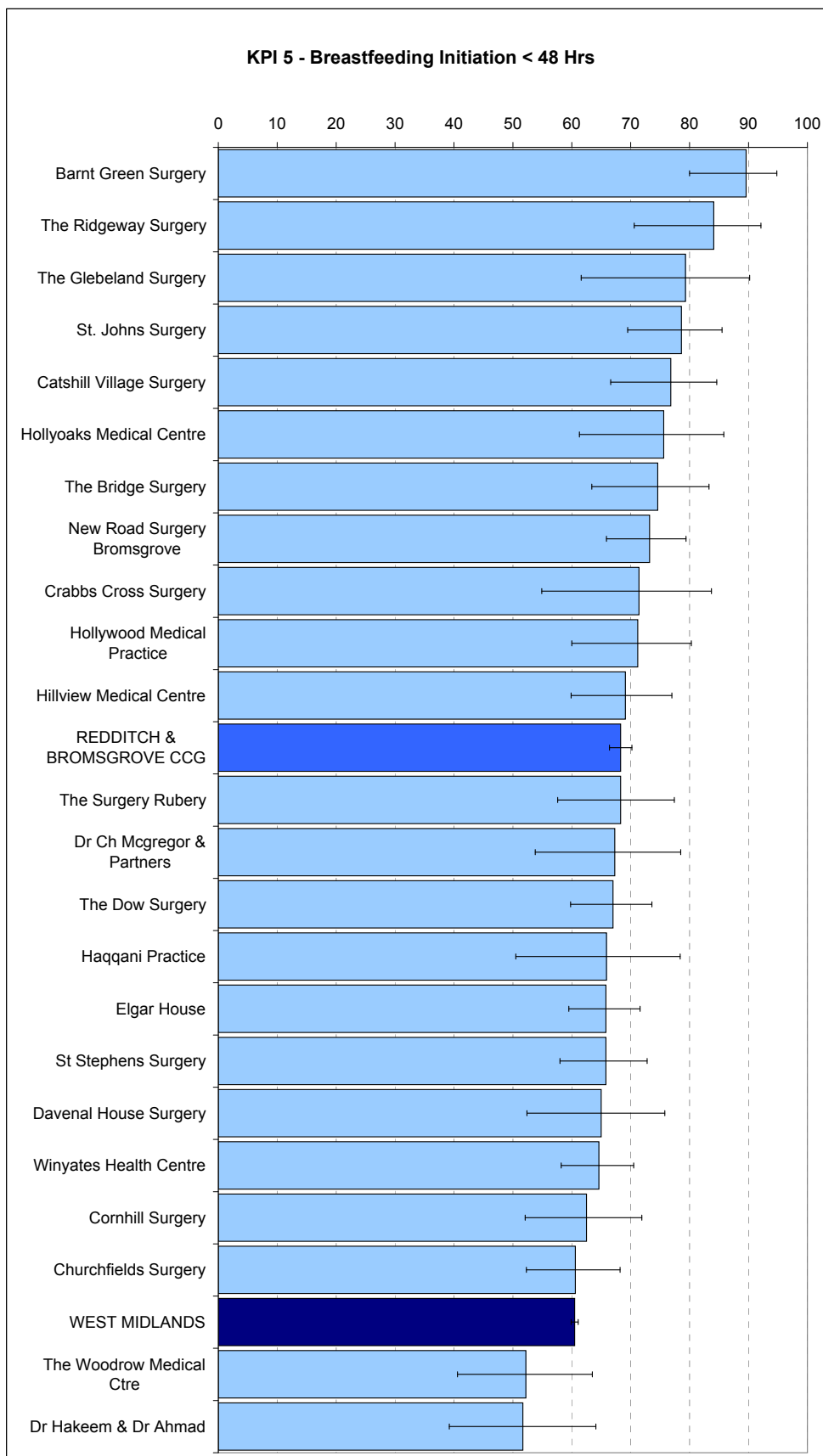
KPI definitions and targets:

KPI 5: Breastfeeding Initiation < 48 Hrs

www.pi.nhs.uk/rpnm/lfH_KPI_Evidence_Targets.pdf

NB: KPI 3b: Antenatal Detection of IUGR: Rates not shown by practice due to small numbers

(CCG Average: 26.3% WM Average: 31.8%)



* Rates not displayed for practices with N<25