

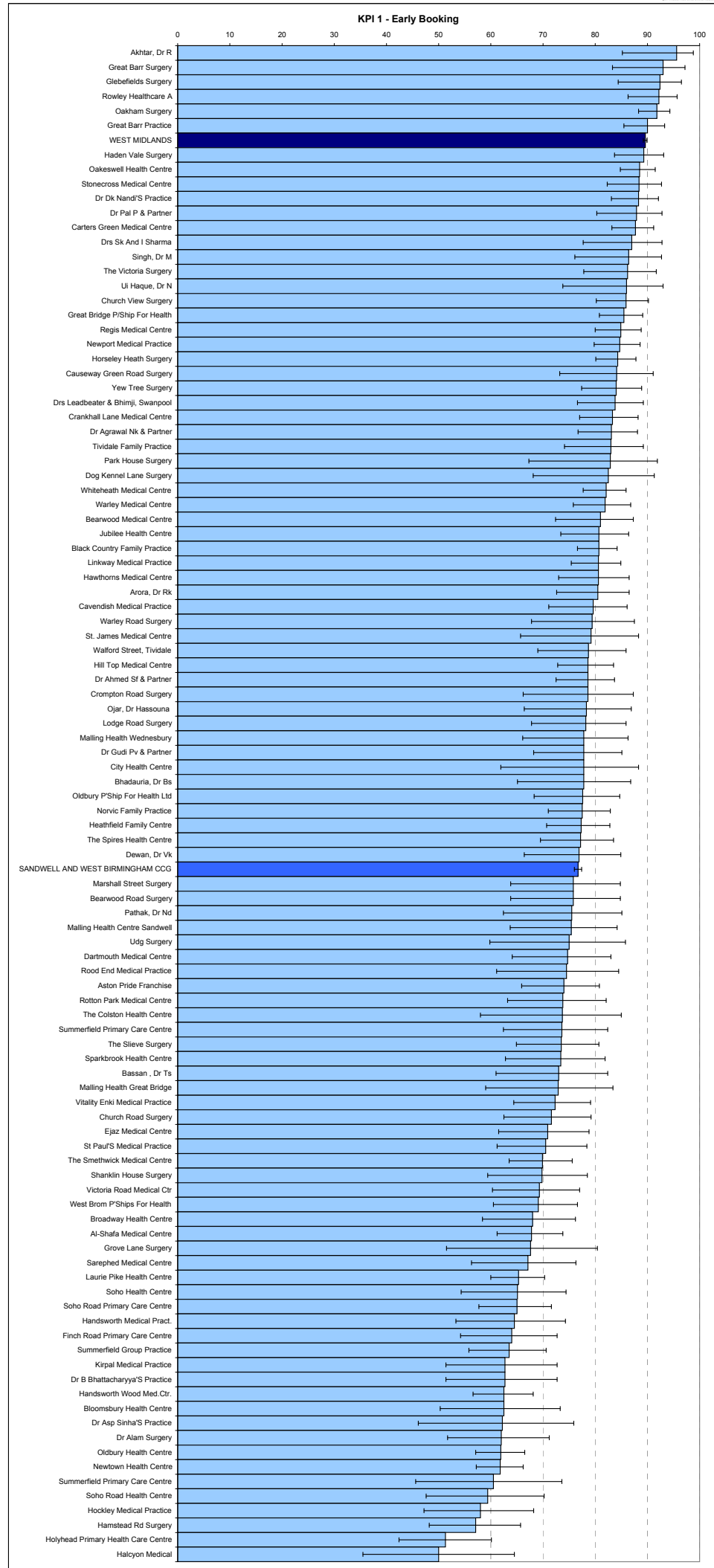
Key Performance Indicators - Sandwell and West Birmingham CCG

Data Source: PEER, West Midlands Perinatal Institute (Data Period: 1 July 2009 - 8 April 2011)

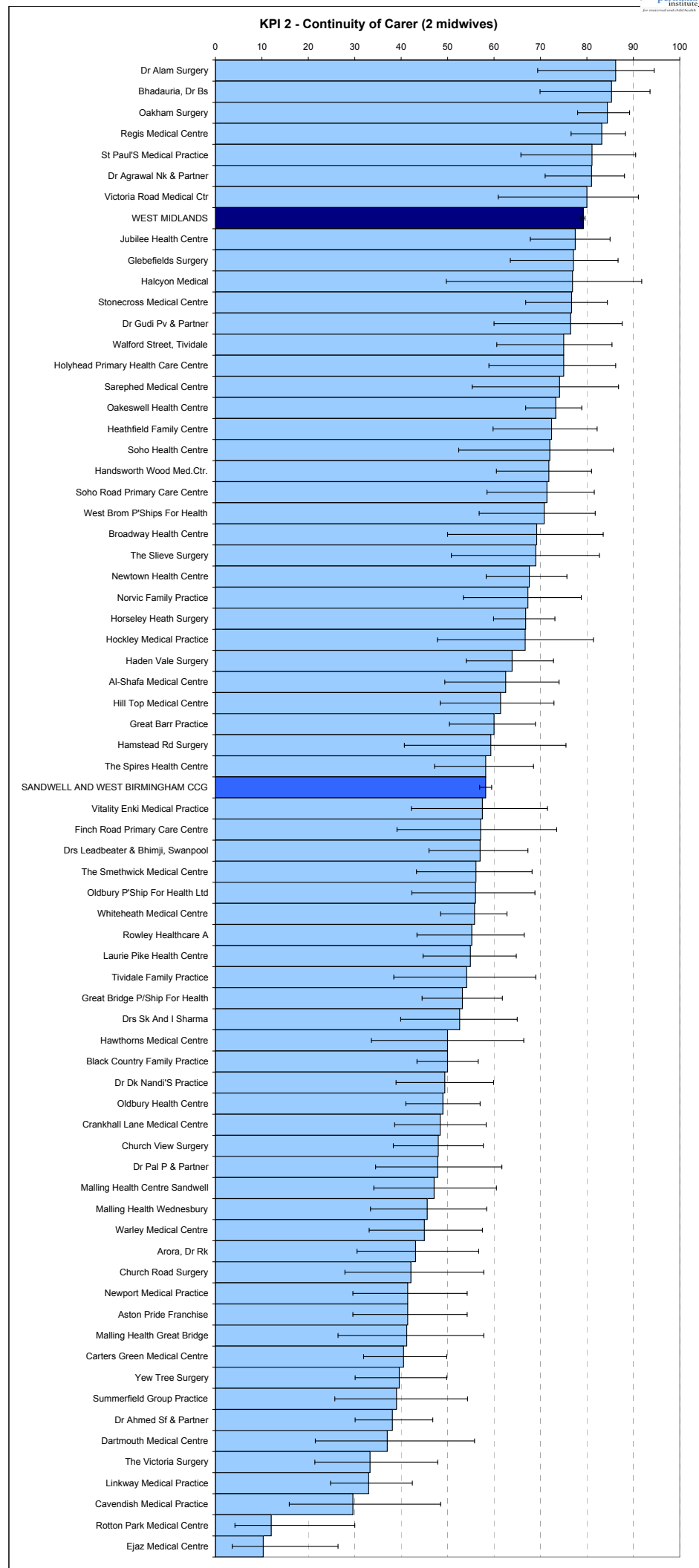
KPI definitions and targets: www.pi.nhs.uk/rpnm/lfh_KPI_Evidence_Targets.pdf



GP Practice Name	GP Practice Code	KPI 1a: Completed Assessment < 13 Weeks				KPI 2: Continuity of Carer ^a			
		N	n	%	95% CI	N	n	%	95% CI
WEST MIDLANDS (2011/12 Average)				89.6	89.2 - 89.9			79.2	78.7 - 79.6
SANWELL AND WEST BIRMINGHAM CCG		13546	10393	76.7	76.0 - 77.4	5375	3130	58.2	56.9 - 59.5
Akhtar, Dr R	M88024	45	43	95.6	85.2 - 98.8	18	10	*	*
Al-Shafa Medical Centre	M85123	208	141	67.8	61.2 - 73.8	56	35	62.5	49.4 - 74.0
Arora, Dr Rk	M88619	123	99	80.5	72.6 - 86.5	51	22	43.1	30.5 - 56.7
Aston Pride Franchise	Y02164	131	97	74.0	65.9 - 80.8	58	24	41.4	29.6 - 54.2
Asylum Seekers Health Team (Asht)	M85817	11	1	*	*	0	0	*	*
Bassan, Dr Ts	M88625	63	46	73.0	61.0 - 82.4	12	9	*	*
Bearwood Medical Centre	M88042	105	85	81.0	72.4 - 87.3	23	13	*	*
Bearwood Road Surgery	M88019	62	47	75.8	63.8 - 84.8	18	11	*	*
Bhadoria, Dr Bs	M88627	54	42	77.8	65.1 - 86.8	34	29	85.3	69.9 - 93.6
Black Country Family Practice	M88013	419	338	80.7	76.6 - 84.2	220	110	50.0	43.4 - 56.6
Bloomsbury Health Centre	M85663	64	40	62.5	50.3 - 73.3	10	9	*	*
Broadway Health Centre	Y00471	103	70	68.0	58.4 - 76.2	26	18	69.2	50.0 - 83.5
Carters Green Medical Centre	M88012	261	229	87.7	83.2 - 91.2	111	45	40.5	31.9 - 49.8
Causeway Green Road Surgery	M88620	63	53	84.1	73.2 - 91.1	21	5	*	*
Cavendish Medical Practice	M85642	108	86	79.6	71.1 - 86.1	27	8	29.6	15.9 - 48.5
Church Road Surgery	M85697	109	78	71.6	62.5 - 79.2	38	16	42.1	27.9 - 57.8
Church View Surgery	M88030	185	159	85.9	80.2 - 90.2	98	47	48.0	38.3 - 57.7
City Health Centre	M85711	36	28	77.8	61.9 - 88.3	10	2	*	*
Crankhall Lane Medical Centre	M88023	168	140	83.3	77.0 - 88.2	95	46	48.4	38.6 - 58.3
Crompton Road Surgery	M85133	56	44	78.6	66.2 - 87.3	19	12	*	*
Dartmouth Medical Centre	M88036	79	59	74.7	64.1 - 83.0	27	10	37.0	21.5 - 55.8
Dewan, Dr Vk	M88646	78	60	76.9	66.4 - 84.9	20	8	*	*
Dog Kennel Lane Surgery	M88635	40	33	82.5	68.1 - 91.3	6	3	*	*
Dr Agrawal Nk & Partner	M88630	166	138	83.1	76.7 - 88.1	79	64	81.0	71.0 - 88.1
Dr Ahmed Sf & Partner	M88001	206	162	78.6	72.5 - 83.7	126	48	38.1	30.1 - 46.8
Dr Alam Surgery	M85701	92	57	62.0	51.7 - 71.2	29	25	86.2	69.4 - 94.5
Dr Asp Sinha'S Practice	Y01680	37	23	62.2	46.1 - 75.9	11	8	*	*
Dr B Bhattacharyya'S Practice	M85655	75	47	62.7	51.4 - 72.7	22	17	*	*
Dr Dk Nandi'S Practice	M85019	197	174	88.3	83.1 - 92.1	83	41	49.4	38.9 - 59.9
Dr Gudi Pv & Partner	M88014	90	70	77.8	68.2 - 85.1	34	26	76.5	60.0 - 87.6
Dr Pal P & Partner	M88021	107	94	87.9	80.3 - 92.8	48	23	47.9	34.5 - 61.7
Drs Leadbeater & Bhimji, Swanpool	M88010	130	109	83.8	76.6 - 89.2	79	45	57.0	46.0 - 67.3
Drs Sk And I Sharma	M88017	77	67	87.0	77.7 - 92.8	37	30	52.6	39.9 - 65.0
Ejaz Medical Centre	M85166	103	73	70.9	61.5 - 78.8	29	3	10.3	3.6 - 26.4
Finch Road Primary Care Centre	M85154	100	64	64.0	54.2 - 72.7	28	16	57.1	39.1 - 73.5
Finch Road Surgery	Y02963	4	3	*	*	3	1	*	*
Five Ways Health Centre	M85064	5	3	*	*	2	2	*	*
Glebefields Surgery	M88612	79	73	92.4	84.4 - 96.5	48	37	77.1	63.5 - 86.7
Great Barr Practice	M88015	231	208	90.0	85.5 - 93.3	105	63	60.0	50.4 - 68.9
Great Barr Surgery	M85809	57	53	93.0	83.3 - 97.2	21	6	*	*
Great Bridge P/Ship For Health	M88616	275	235	85.5	80.8 - 89.1	124	66	53.2	44.5 - 61.8
Grove Lane Surgery	M85010	37	25	67.6	51.5 - 80.4	8	6	*	*
Haden Vale Surgery	M88043	168	150	89.3	83.7 - 93.1	97	62	63.9	54.0 - 72.8
Halcyon Medical	M85778	42	21	50.0	35.5 - 64.5	13	10	*	*
Hamstead Rd Surgery	M85009	119	68	57.1	48.2 - 65.7	27	16	59.3	40.7 - 75.5
Handsworth Medical Pract.	M85082	76	49	64.5	53.3 - 74.3	24	20	*	*
Handsworth Wood Med.Ctr.	M85002	267	167	62.5	56.6 - 68.1	71	51	71.8	60.5 - 81.0
Hawthorns Medical Centre	M88041	129	104	80.6	73.0 - 86.5	32	16	50.0	33.6 - 66.4
Heathfield Family Centre	M85634	181	140	77.3	70.7 - 82.8	58	42	72.4	59.8 - 82.2
Hill Top Medical Centre	M88645	220	173	78.6	72.8 - 83.5	57	35	61.4	48.4 - 72.9
Hockley Medical Practice	M85797	81	47	58.0	47.2 - 68.2	27	18	66.7	47.8 - 81.4
Holly Road Surgery	M85801	21	15	*	*	7	4	*	*
Holyhead Primary Health Care Centre	M85721	119	61	51.3	42.4 - 60.1	36	27	75.0	58.9 - 86.2
Horseley Health Surgery	M87013	345	291	84.3	80.1 - 87.8	190	127	66.8	59.9 - 73.1
Jubilee Health Centre	M88022	140	113	80.7	73.4 - 86.4	89	69	77.5	67.8 - 85.0
Kirpal Medical Practice	M85176	75	47	62.7	51.4 - 72.7	18	12	*	*
Ladywood Surgery	M85760	22	16	*	*	5	4	*	*
Laurie Pike Health Centre	M85069	323	211	65.3	60.0 - 70.3	91	50	54.9	44.7 - 64.8
Linkway Medical Practice	M88038	263	212	80.6	75.4 - 84.9	106	35	33.0	24.8 - 42.4
Lodge Road Surgery	M88633	78	61	78.2	67.8 - 85.9	17	8	*	*
Malling Health Centre Sandwell	Y02704	65	49	75.4	63.7 - 84.2	51	24	47.1	34.1 - 60.5
Malling Health Great Bridge	Y02701	48	35	72.9	59.0 - 83.4	34	14	41.2	26.4 - 57.8
Malling Health Oldbury	Y02703	5	2	*	*	2	1	*	*
Malling Health Wednesbury	Y02702	63	49	77.8	66.1 - 86.3	57	26	45.6	33.4 - 58.4
Marshall Street Surgery	M88637	62	47	75.8	63.8 - 84.8	8	8	*	*
New Street Surgery	M88035	5	3	*	*	5	4	*	*
Newport Medical Practice	M85164	255	216	84.7	79.8 - 88.6	58	24	41.4	29.6 - 54.2
Newtown Health Centre	M85020	440	272	61.8	57.2 - 66.2	108	73	67.6	58.3 - 75.7
Norvic Family Practice	M88009	187	145	77.5	71.0 - 82.9	49	33	67.3	53.4 - 78.8
Oakeswell Health Centre	M88007	349	309	88.5	84.8 - 91.5	202	148	73.3	66.8 - 78.9
Oakham Surgery	M88005	328	301	91.8	88.3 - 94.3	160	135	84.4	78.0 - 89.2
Ojar, Dr Hassouna	M88629	60	47	78.3	66.4 - 86.9	24	8	*	*
Old Hill Medical Centre	M88016	21	12	*	*	11	6	*	*
Oldbury Health Centre	M88018	412	255	61.9	57.1 - 66.5	147	72	49.0	41.0 - 57.0
Oldbury P/Ship For Health Ltd	M88615	98	76	77.6	68.3 - 84.7	50	28	56.0	42.3 - 68.8
Park House Surgery	M88623	35	29	82.9	67.3 - 91.9	20	8	*	*
Pathak, Dr Nd	M88639	53	40	75.5	62.4 - 85.1	16	5	*	*
Regis Medical Centre	M88004	252	214	84.9	80.0 - 88.8	155	129	83.2	76.6 - 88.3
Rood End Medical Practice	M88647	51	38	74.5	61.1 - 84.5	11	5	*	*
Rotton Park Medical Centre	M85098	80	59	73.8	63.2 - 82.1	25	3	12.0	4.2 - 30.0
Rowley Healthcare A	M88031	129	119	92.2	86.3 - 95.7	67	37	55.2	43.4 - 66.5
Russell Medical Centre	M88605	12	11	*	*	0	0	*	*
Sarephed Medical Centre	M88610	82	55	67.1	56.3 - 76.3	27	20	74.1	55.3 - 86.8
Shanklin House Surgery	M85100	86	60	69.8	59.4 - 78.5	20	17	*	*
Singh, Dr M	M88628	66	57	86.4	76.1 - 92.7	24	13	*	*
Soho Health Centre	Y00412	83	54	65.1	54.3 - 74.4	25	18	72.0	52.4 - 85.7
Soho Road Health Centre	M85757	69	41	59.4	47.6 - 70.2	22	16	*	*
Soho Road Primary Care Centre	M85715	177	115	65.0	57.7 - 71.6	56	40	71.4	58.5 - 81.6
Sparkbrook Health Centre	M85093	79	58	73.4	62.8 - 81.9	16	8	*	*
St Paul'S Medical Practice	M88040	105	74	70.5	61.2 - 78.4	37	30	81.1	65.8 - 90.5
St. James Medical Centre	M85787	48	38	79.2	65.7 - 88.3	16	11	*	*
Stoncross Medical Centre	M88008	147	130	88.4	82.3 - 92.7	86	66	76.7	66.8 - 84.4
Summerfield Gp Surg & Urgent Care Centre	Y02961	14	10	*	*	8	4	*	*
Summerfield Group Practice	Y00492	159	101	63.5	55.8 - 70.6	41	16	39.0	25.7 - 54.3
Summerfield Primary Care Centre	M85686	72	53	73.6	62.4 - 82.4	22	9	*	*
Summerfield Primary Care Centre	M85652	43	26	60.5	45.6 - 73.6	14	4	*	*
The Colston Health Centre	M85611	38	28	73.7	58.0 - 85.0	13	5	*	*
The Health Xchange	Y01057	1	1	*	*	0	0	*	*
The Sleeve Surgery	M85145	117	86	73.5	64.9 - 80.7	29	20	69.0	50.8 - 82.7
The Smethwick Medical Centre	M88002	219	153	69.9	63.5 - 75.6	57	32	56.1	43.3 - 68.2
The Spires Health Centre	M88643	136	105	77.2	69.5 - 83.5	79	46	58.2	47.2 - 68.5
The Victoria Surgery	M88600	94	81	86.2	77.8 - 91.7	45	15	33.3	21.4 - 47.9
Tividale Family Practice	M88026	94	78	83.0	74.1 - 89.2	37	20	54.1	38.4 - 69.0
Udg Surgery	M88611	40	30	75.0	59.8 - 85.8	17	10	*	*
Uj Haque, Dr N	M88626	50	43	86.0	73.8 - 93.0	19	8	*	*
Victoria Road Medical Ctr	M85676	114	79	69.3	60.3 - 77.0	25	20	80.0	60.9 - 91.1
Vitality Enki Medical Practice	M85178	141	102	72.3	64.4 - 79.1	40	23	57.5	42.2 - 71.5
Vitality St James	M85072	2	0	*	*	1	1	*	*
Walford Street, Tividale	M88618	89	70	78.7	69.0 - 85.9	44	33	75.0	60.6 - 85.4
Warley Medical Centre	M88003	188	154	81.9	75.8 - 86.8	60	27	45.0	33.1 - 57.5
Warley Road Surgery	M88640	63	50	79.4	67.8 - 87.5	19	14	*	*
West Brom P/Ships For Health	M88044	123							



* Rates displayed for practices with N >= 25



* Rates not displayed for practices with N<25

Key Performance Indicators - Sandwell and West Birmingham CCG

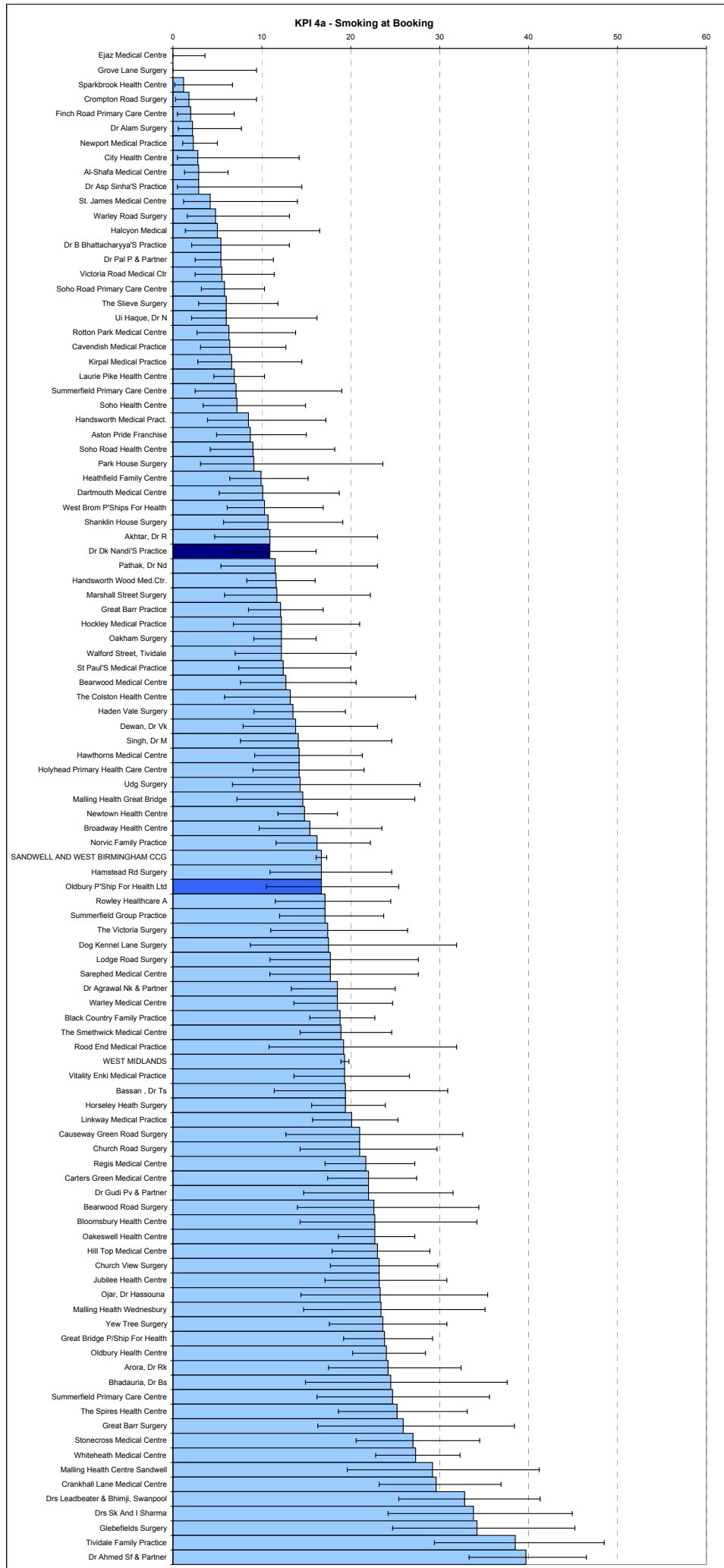
Data Source: PEER, West Midlands Perinatal Institute (Data Period: 1 July 2009 - 8 April 2011)

KPI definitions and targets: www.pi.nhs.uk/rpnm/lfh/KPI_Evidence_Targets.pdf

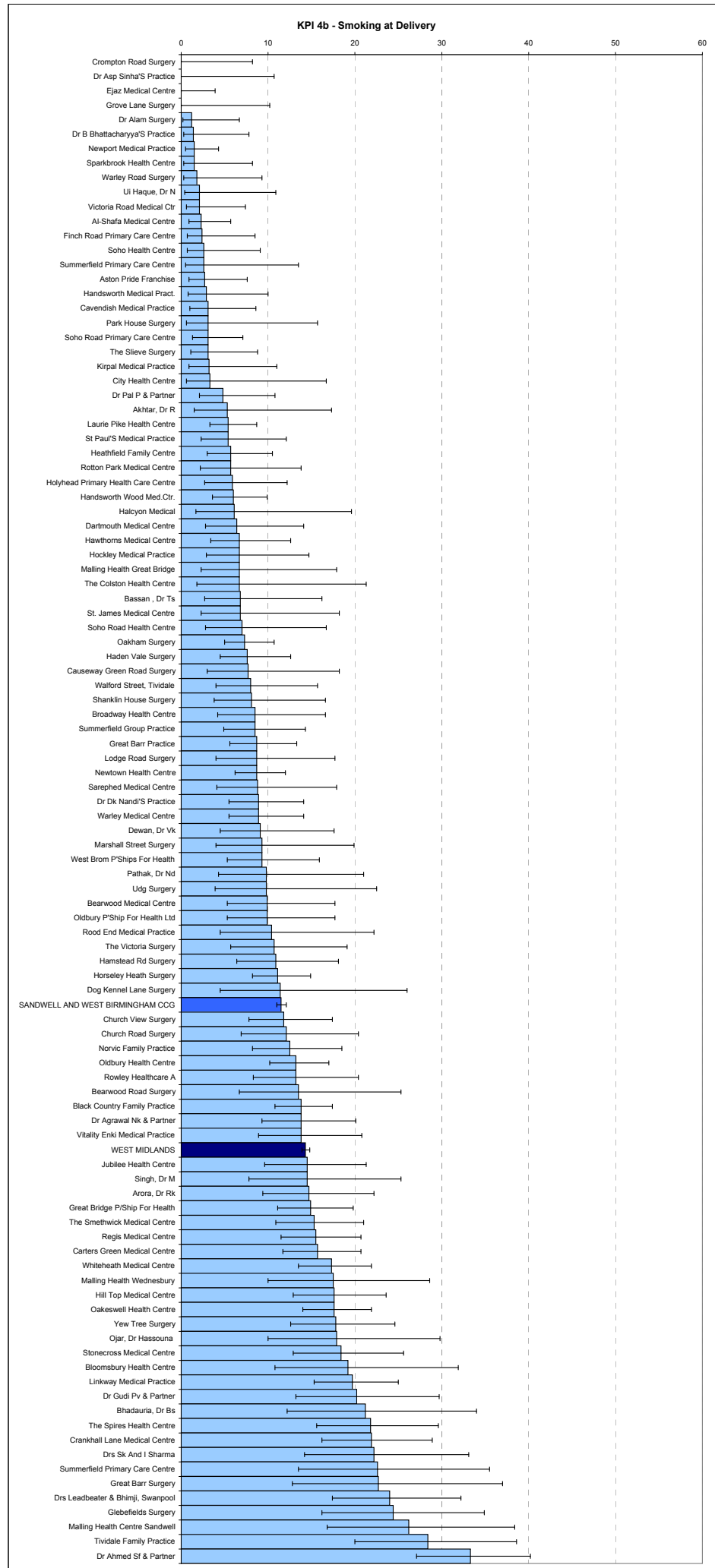
NB: KPI 4c: Smoking Cessation: Rates not shown by practice because of small numbers
(CCG Average: 33.2% WM Average: 27.1%)



GP Practice Name	GP Practice Code	KPI 4a: Smoking at Booking				KPI 4b: Smoking at Delivery			
		N	n	%	95% CI	N	n	%	95% CI
WEST MIDLANDS (2011/12 Average)				19.3	18.9 - 19.8			14.3	13.9 - 14.8
SANWELL AND WEST BIRMINGHAM CCG		13575	2263	16.7	16.1 - 17.3	12369	1426	11.5	11.0 - 12.1
Akhtar, Dr R	M88024	46	5	10.9	4.7 - 23.0	38	2	5.3	1.5 - 17.3
Al-Shafa Medical Centre	M85123	206	6	2.9	1.3 - 6.2	175	4	2.3	0.9 - 5.7
Arora, Dr Rk	M88619	124	30	24.2	17.5 - 32.4	116	17	14.7	9.4 - 22.2
Aston Pride Franchise	Y02164	126	11	8.7	4.9 - 15.0	111	3	2.7	0.9 - 7.6
Asylum Seekers Health Team (Asht)	M85917	12	1	*	*	11	1	*	*
Bassan, Dr Ts	M88625	62	12	19.4	11.4 - 30.9	59	4	6.8	2.7 - 16.2
Bearwood Medical Centre	M88042	102	13	12.7	7.6 - 20.6	91	9	9.9	5.3 - 17.7
Bearwood Road Surgery	M88019	62	14	22.6	14.0 - 34.4	52	7	13.5	6.7 - 25.3
Bhaddauria, Dr Bs	M88627	53	13	24.5	14.9 - 37.6	52	11	21.2	12.2 - 34.0
Black Country Family Practice	M88013	432	81	18.8	15.4 - 22.7	414	57	13.8	10.8 - 17.4
Bloomsbury Health Centre	M85663	66	15	22.7	14.3 - 34.2	52	10	19.2	10.8 - 31.9
Broadway Health Centre	Y00471	104	16	15.4	9.7 - 23.5	82	7	8.5	4.2 - 16.6
Carters Green Medical Centre	M88012	259	57	22.0	17.4 - 27.4	249	39	15.7	11.7 - 20.7
Causeway Green Road Surgery	M88620	62	13	21.0	12.7 - 32.6	52	4	7.7	3.0 - 18.2
Cavendish Medical Practice	M85642	109	7	6.4	3.1 - 12.7	98	3	3.1	1.0 - 8.6
Church Road Surgery	M85697	105	22	21.0	14.3 - 29.7	91	11	12.1	6.9 - 20.4
Church View Surgery	M88030	185	43	23.2	17.7 - 29.8	178	21	11.8	7.8 - 17.4
City Health Centre	M85711	36	1	2.8	0.5 - 14.2	30	1	3.3	0.6 - 16.7
Crankhall Lane Medical Centre	M88023	169	50	29.6	23.2 - 36.9	160	35	21.9	16.2 - 28.9
Crompton Road Surgery	M85133	56	1	1.8	0.3 - 9.4	43	0	0.0	0.0 - 8.2
Dartmouth Medical Centre	M88036	79	8	10.1	5.2 - 18.7	78	5	6.4	2.8 - 14.1
Dewan, Dr Vk	M88646	80	11	13.8	7.9 - 23.0	77	7	9.1	4.5 - 17.6
Dog Kennel Lane Surgery	M88635	40	7	17.5	8.7 - 31.9	35	4	11.4	4.5 - 26.0
Dr Agrawal Nk & Partner	M88630	168	31	18.5	13.3 - 25.0	159	22	13.8	9.3 - 20.1
Dr Ahmed Sf & Partner	M88001	209	83	39.7	33.3 - 46.5	198	66	33.3	27.1 - 40.2
Dr Alam Surgery	M85701	91	2	2.2	0.6 - 7.7	81	1	1.2	0.2 - 6.7
Dr Asp Sinha'S Practice	Y01680	35	1	2.9	0.5 - 14.5	32	0	0.0	0.0 - 10.7
Dr B Bhattacharyya'S Practice	M85655	74	4	5.4	2.1 - 13.1	69	1	1.4	0.3 - 7.8
Dr Dk Nandi'S Practice	M85019	193	21	10.9	7.2 - 16.1	169	15	8.9	5.5 - 14.1
Dr Gudi Pv & Partner	M88014	91	20	22.0	14.7 - 31.5	89	18	20.2	13.2 - 29.6
Dr Pal P & Partner	M88021	111	6	5.4	2.5 - 11.3	104	5	4.8	2.1 - 10.8
Drs Leadbeater & Bhimji, Swanpool	M88010	131	43	32.8	25.4 - 41.3	125	30	24.0	17.4 - 32.2
Drs Sk And J Sharma	M88017	77	26	33.8	24.2 - 44.9	72	16	22.2	14.2 - 33.1
Ejaz Medical Centre	M85166	102	0	0.0	0.0 - 3.6	94	0	0.0	0.0 - 3.9
Finch Road Primary Care Centre	M85154	101	2	2.0	0.5 - 6.9	82	2	2.4	0.7 - 8.5
Finch Road Surgery	Y02963	4	0	*	*	4	0	*	*
Five Ways Health Centre	M85064	4	0	*	*	4	0	*	*
Glebefields Surgery	M88612	79	27	34.2	24.7 - 45.2	78	19	24.4	16.2 - 34.9
Great Barr Practice	M88015	232	28	12.1	8.5 - 16.9	207	18	8.7	5.6 - 13.3
Great Barr Surgery	M85809	58	15	25.9	16.3 - 38.4	44	10	22.7	12.8 - 37.0
Great Bridge P/Ship For Health	M88616	277	66	23.8	19.2 - 29.2	261	39	14.9	11.1 - 19.8
Grove Lane Surgery	M85010	37	0	0.0	0.0 - 9.4	34	0	0.0	0.0 - 10.2
Haden Vale Surgery	M88043	171	23	13.5	9.1 - 19.4	171	13	7.6	4.5 - 12.6
Halcyon Medical	M85778	40	2	5.0	1.4 - 16.5	33	2	6.1	1.7 - 19.6
Hamstead Rd Surgery	M85009	114	19	16.7	10.9 - 24.6	110	12	10.9	6.4 - 18.1
Handsworth Medical Pract.	M85082	71	6	8.5	3.9 - 17.2	69	2	2.9	0.8 - 10.0
Handsworth Wood Med.Ctr.	M85002	267	31	11.6	8.3 - 16.0	232	14	6.0	3.6 - 9.9
Hawthorns Medical Centre	M88041	127	18	14.2	9.2 - 21.3	120	8	6.7	3.4 - 12.6
Heathfield Family Centre	M85634	181	18	9.9	6.4 - 15.2	158	9	5.7	3.0 - 10.5
Hill Top Medical Centre	M88645	222	51	23.0	17.9 - 28.9	193	34	17.6	12.9 - 23.6
Hockley Medical Practice	M85797	82	10	12.2	6.8 - 21.0	75	5	6.7	2.9 - 14.7
Holly Road Surgery	M85801	21	3	14.3	5.5 - 31.1	16	3	18.8	6.7 - 41.1
Holyhead Primary Health Care Centre	M85721	120	17	14.2	9.0 - 21.5	102	6	5.9	2.7 - 12.2
Horseley Heath Surgery	M87013	345	67	19.4	15.6 - 23.9	333	37	11.1	8.2 - 14.9
Jubilee Health Centre	M88022	142	33	23.2	17.1 - 30.8	138	20	14.5	9.6 - 21.3
Kirpal Medical Practice	M85176	76	5	6.6	2.8 - 14.5	62	2	3.2	0.9 - 11.0
Ladywood Surgery	M85760	22	4	18.2	7.5 - 34.5	17	3	17.6	7.1 - 32.5
Laurie Pike Health Centre	M85069	317	22	6.9	4.6 - 10.3	277	15	5.4	3.3 - 8.7
Linkway Medical Practice	M88038	269	54	20.1	15.7 - 25.3	259	51	19.7	15.3 - 25.0
Lodge Road Surgery	M88633	79	14	17.7	10.9 - 27.6	69	6	8.7	4.0 - 17.7
Malling Health Centre Sandwell	Y02704	65	19	29.2	19.6 - 41.2	61	16	26.2	16.8 - 38.0
Malling Health Great Bridge	Y02701	48	7	14.6	7.2 - 27.2	45	3	6.7	2.3 - 17.9
Malling Health Oldbury	Y02703	2	1	50.0	*	2	1	50.0	*
Malling Health Wednesbury	Y02702	64	15	23.4	14.7 - 35.1	63	11	17.5	10.0 - 28.6
Marshall Street Surgery	M88637	60	7	11.7	5.8 - 22.2	54	5	9.3	4.0 - 19.9
New Street Surgery	M88035	5	2	40.0	*	5	2	40.0	*
Newport Medical Practice	M85164	256	6	2.3	1.1 - 5.0	200	3	1.5	0.5 - 4.3
Newtown Health Centre	M85020	438	65	14.8	11.8 - 18.5	367	32	8.7	6.2 - 12.0
Norvic Family Practice	M88009	185	30	16.2	11.6 - 22.2	160	20	12.5	8.2 - 18.5
Oakeswell Health Centre	M88007	362	82	22.7	18.6 - 27.2	352	62	17.6	14.0 - 21.9
Oakham Surgery	M88005	336	41	12.2	9.1 - 16.1	327	24	7.3	5.0 - 10.7
Ojar, Dr Hassouna	M88629	60	14	23.3	14.4 - 35.4	56	10	17.9	10.0 - 29.8
Old Hill Medical Centre	M88016	23	9	39.1	23.1 - 55.1	22	7	31.8	18.1 - 49.2
Oldbury Health Centre	M88018	416	100	24.0	20.2 - 28.4	379	50	13.2	10.2 - 17.0
Oldbury P'Ship For Health Ltd	M88615	96	16	16.7	10.5 - 25.4	91	9	9.9	5.3 - 17.7
Park House Surgery	M88623	33	3	9.1	3.1 - 23.6	32	1	3.1	0.8 - 15.7
Pathak, Dr Nd	M88639	52	6	11.5	5.4 - 23.0	51	5	9.8	4.3 - 21.0
Regis Medical Centre	M88004	253	55	21.7	17.1 - 27.2	238	37	15.5	11.5 - 20.7
Rood End Medical Practice	M88647	52	10	19.2	10.8 - 31.9	48	5	10.4	4.5 - 22.2
Rotton Park Medical Centre	M85098	80	5	6.3	2.7 - 13.8	70	4	5.7	2.2 - 13.8
Rowley Healthcare A	M88031	129	22	17.1	11.5 - 24.5	121	16	13.2	8.3 - 20.4
Russell Medical Centre	M88605	13	4	30.8	14.1 - 51.7	13	4	30.8	14.1 - 51.7
Sarephed Medical Centre	M88610	79	14	17.7	10.9 - 27.6	68	6	8.8	4.1 - 17.9
Shanklin House Surgery	M85100	84	9	10.7	5.7 - 19.1	74	6	8.1	3.8 - 16.6
Singh, Dr M	M88628	64	9	14.1	7.6 - 24.6	62	9	14.5	7.8 - 25.3
Soho Health Centre	Y00412	83	6	7.2	3.4 - 14.9	76	2	2.6	0.7 - 9.1
Soho Road Health Centre	M85757	67	6	9.0	4.2 - 18.2	57	4	7.0	2.8 - 16.7
Soho Road Primary Care Centre	M85715	173	10	5.8	3.2 - 10.3	160	5	3.1	1.3 - 7.1
Sparkbrook Health Centre	M85093	81	1	1.2	0.2 - 6.7	65	1	1.5	0.3 - 8.2
St Paul'S Medical Practice	M88040	105	13	12.4	7.4 - 20.0	92	5	5.4	2.3 - 12.1
St. James Medical Centre	M85787	48	2	4.2	1.2 - 14.0	44	3	6.8	2.3 - 18.2
Stoncross Medical Centre	M88008	152	41	27.0	20.6 - 34.5	141	26	18.4	12.9 - 25.6
Summerfield Gp Surg & Urgent Care Centre	Y02961	15	1	6.7	1.4 - 24.1	13	1	7.7	1.4 - 24.1
Summerfield Group Practice	Y00492	158	27	17.1	12.0 - 23.7	141	12	8.5	4.9 - 14.3
Summerfield Primary Care Centre	M85686	73	18	24.7	16.2 - 35.6	53	12	22.6	13.5 - 35.5
Summerfield Primary Care Centre	M85652	42	3	7.1	2.5 - 19.0	38	1	2.6	0.5 - 13.5
The Colston Health Centre	M85611	38	5	13.2	5.8 - 27.3	30	2	6.7	1.8 - 21.3
The Health Xchange	Y01057	1	1	100.0	*	1	1	100.0	*
The Sleeve Surgery	M85145	117	7	6.0	2.9 - 11.8	96	3	3.1	1.1 - 8.8
The Smethwick Medical Centre	M88002	222	42	18.9	14.3 - 24.6	196	30	15.3	10.9 - 21.0
The Spires Health Centre	M88643	135	34	25.2	18.6 - 33.1	133	29	21.8	15.6 - 29.6
The Victoria Surgery	M88600	92	16	17.4	11.0 - 26.4	84	9	10.7	5.7 - 19.1
Tividale Family Practice	M88026	96	37	38.5	29.4 - 48.5	88	25	28.4	20.0 - 38.6
Udg Surgery	M88611	42	6	14.3	6.7 - 27.8	41	4	9.8	3.9 - 22.5
Uj Haque, Dr N	M88626	50	3	6.0	2.1 - 16.2	48	1	2.1	0.4 - 10.9
Victoria Road Medical Ctr	M85676	110	6	5.5	2.5 - 11.4	95	2	2.1	0.6 - 7.4
Vitality Enki Medical Practice	M85178	140	27	19.3	13.6 - 26.6	130	18		



* Rates displayed for practices with N >= 25



* Rates displayed for practices with N >= 25

Key Performance Indicators - Sandwell and West Birmingham CCG

Data Source: PEER, West Midlands Perinatal Institute (Data Period: 1 July 2009 - 8 April 2011)

KPI 3a: Prevalence of IUGR at birth

KPI definitions and targets:

KPI 5: Breastfeeding Initiation < 48 Hrs

www.pi.nhs.uk/rpnm/lft/KPI_Evidence_Targets.pdf

NB: KPI 3b: Antenatal Detection of IUGR: Rates not shown by practice because of small numbers (CCG Average: 30.9% WM Average: 31.8%)



GP Practice Name	GP Practice Code	KPI 3a: Intrauterine Growth Restriction (IUGR) at birth (cust cent <10)				KPI 5: Breastfeeding Initiation < 48 Hrs			
		N	n	%	95% CI	N	n	%	95% CI
WEST MIDLANDS (2011/12 Average)				13.8	13.4 - 14.2			60.5	59.9 - 61.1
SANWELL AND WEST BIRMINGHAM CCG		13170	2031	15.4	14.8 - 16.0	10290	5604	54.5	53.5 - 55.4
Akhtar, Dr R	M88024	42	6	14.3	6.7 - 27.8	28	14	50.0	32.6 - 67.4
Al-Shafa Medical Centre	M85123	203	22	10.8	7.3 - 15.9	140	69	49.3	41.1 - 57.5
Arora, Dr Rk	M88619	118	30	25.4	18.4 - 34.0	99	44	44.4	35.0 - 54.3
Aston Pride Franchise	Y02164	127	20	15.7	10.4 - 23.1	92	65	70.7	60.7 - 79.0
Asylum Seekers Health Team (Asht)	M85817	10	2	*	*	9	6	*	*
Bassan, Dr Ts	M88625	57	7	12.3	6.1 - 23.2	51	34	66.7	53.0 - 78.0
Bearwood Medical Centre	M88042	103	13	12.6	7.5 - 20.4	82	67	81.7	72.0 - 88.6
Bearwood Road Surgery	M88019	62	13	21.0	12.7 - 32.6	39	27	69.2	53.6 - 81.4
Bhadauria, Dr Bs	M88627	46	5	10.9	4.7 - 23.0	50	23	46.0	33.0 - 59.6
Black Country Family Practice	M88013	431	69	16.0	12.8 - 19.8	358	138	38.5	33.7 - 43.7
Bloomsbury Health Centre	M85663	64	20	31.3	21.2 - 43.4	32	21	65.6	48.3 - 79.6
Broadway Health Centre	Y00471	97	12	12.4	7.2 - 20.4	69	55	79.7	68.8 - 87.5
Carters Green Medical Centre	M88012	257	38	14.8	11.0 - 19.6	205	106	51.7	44.9 - 58.5
Causeway Green Road Surgery	M88620	56	6	10.7	5.0 - 21.5	56	29	51.8	39.0 - 64.3
Cavendish Medical Practice	M85642	108	23	21.3	14.6 - 29.9	71	38	53.5	42.0 - 64.6
Church Road Surgery	M85697	103	10	9.7	5.4 - 17.0	78	40	51.3	40.4 - 62.1
Church View Surgery	M88030	181	34	18.8	13.8 - 25.1	131	71	54.2	45.7 - 62.5
City Health Centre	M85711	35	5	14.3	6.3 - 29.4	20	14	*	*
Crankhall Lane Medical Centre	M88023	159	21	13.2	8.8 - 19.3	151	48	31.8	24.9 - 39.6
Crompton Road Surgery	M85133	55	7	12.7	6.3 - 24.0	35	30	85.7	70.6 - 93.7
Dartmouth Medical Centre	M88036	78	14	17.9	11.0 - 27.9	62	31	50.0	37.9 - 62.1
Dewan, Dr Vk	M88646	79	8	10.1	5.2 - 18.7	64	31	48.4	36.8 - 60.4
Dog Kennel Lane Surgery	M88635	40	7	17.5	8.7 - 31.9	32	17	53.1	36.4 - 69.1
Dr Agrawal Nk & Partner	M88630	155	22	14.2	9.6 - 20.6	128	49	38.3	30.3 - 46.9
Dr Ahmed Sf & Partner	M88001	203	39	19.2	14.4 - 25.2	185	40	21.6	16.3 - 28.1
Dr Alam Surgery	M85701	90	12	13.3	7.8 - 21.9	54	33	61.1	47.8 - 73.0
Dr Asp Sinha'S Practice	Y01680	36	0	0.0	0.0 - 9.6	27	17	63.0	44.2 - 78.5
Dr B Bhattacharyya'S Practice	M85655	73	9	12.3	6.6 - 21.8	61	45	73.8	61.6 - 83.2
Dr Dk Nandi'S Practice	M85019	187	24	12.8	8.8 - 18.4	138	85	61.6	53.3 - 69.3
Dr Gudi Pv & Partner	M88014	86	17	19.8	12.7 - 29.4	80	35	43.8	33.4 - 54.7
Dr Pal P & Partner	M88021	105	11	10.5	6.0 - 17.8	84	60	71.4	61.0 - 80.0
Drs Leadbeater & Bhimji, Swanpool	M88010	129	20	15.5	10.3 - 22.7	107	35	32.7	24.6 - 42.1
Drs Sk And I Sharma	M88017	77	13	16.9	10.1 - 26.8	66	19	28.8	19.3 - 40.6
Ejaz Medical Centre	M85166	102	16	15.7	9.9 - 24.0	58	29	50.0	37.5 - 62.5
Finch Road Primary Care Centre	M85154	100	14	14.0	8.5 - 22.1	71	41	57.7	46.2 - 68.5
Finch Road Surgery	Y02963	4	1	*	*	3	2	*	*
Five Ways Health Centre	M85064	4	0	*	*	4	2	*	*
Glebefields Surgery	M88612	78	17	21.8	14.1 - 32.2	56	16	28.6	18.4 - 41.5
Great Barr Practice	M88015	222	25	11.3	7.7 - 16.1	182	121	66.5	59.3 - 72.9
Great Barr Surgery	M85809	58	8	13.8	7.2 - 24.9	37	25	67.6	51.5 - 80.4
Great Bridge P/Ship For Health	M88616	270	41	15.2	11.4 - 20.0	217	83	38.2	32.0 - 44.9
Grove Lane Surgery	M85010	36	10	27.8	15.8 - 44.0	24	14	*	*
Haden Vale Surgery	M88043	171	29	17.0	12.1 - 23.3	136	70	51.5	43.1 - 59.7
Halcyon Medical	M85778	40	8	20.0	10.5 - 34.8	27	24	88.9	71.9 - 96.1
Hamstead Rd Surgery	M85009	112	19	17.0	11.1 - 25.0	82	49	59.8	48.9 - 69.7
Handsworth Medical Pract.	M85082	73	7	9.6	4.7 - 18.5	55	43	78.2	65.6 - 87.1
Handsworth Wood Med.Ctr.	M85002	260	39	15.0	11.2 - 19.8	176	134	76.1	69.3 - 81.8
Hawthorns Medical Centre	M88041	125	26	20.8	14.6 - 28.7	87	47	53.4	43.1 - 63.5
Heathfield Family Centre	M85634	173	26	15.0	10.5 - 21.1	129	86	66.7	58.2 - 74.2
Hill Top Medical Centre	M88645	213	33	15.5	11.2 - 21.0	169	98	58.0	50.5 - 65.2
Hockley Medical Practice	M85797	75	9	12.0	6.4 - 21.3	54	40	74.1	61.1 - 83.9
Holly Road Surgery	M85801	21	3	*	*	16	13	*	*
Holyhead Primary Health Care Centre	M85721	118	17	14.4	9.2 - 21.9	87	66	75.9	65.9 - 83.6
Horseley Heath Surgery	M87013	329	60	18.2	14.4 - 22.8	259	124	47.9	41.9 - 53.9
Jubilee Health Centre	M88022	121	25	20.7	14.4 - 28.7	123	42	34.1	26.4 - 42.9
Kirpal Medical Practice	M85176	74	12	16.2	9.5 - 26.2	55	35	63.6	50.4 - 75.1
Ladywood Surgery	M85760	22	2	*	*	13	8	*	*
Laurie Pike Health Centre	M85069	299	56	18.7	14.7 - 23.5	209	160	76.6	70.4 - 81.8
Linkway Medical Practice	M88038	264	40	15.2	11.3 - 20.0	215	97	45.1	38.6 - 51.8
Lodge Road Surgery	M88633	75	12	16.0	9.4 - 25.9	55	31	56.4	43.3 - 68.6
Malling Health Centre Sandwell	Y02704	62	11	17.7	10.2 - 29.0	49	31	63.3	49.3 - 75.3
Malling Health Great Bridge	Y02701	48	6	12.5	5.9 - 24.7	31	17	54.8	37.8 - 70.8
Malling Health Oldbury	Y02703	4	0	*	*	2	1	*	*
Malling Health Wednesbury	Y02702	62	7	11.3	5.6 - 21.5	58	16	27.6	17.8 - 40.2
Marshall Street Surgery	M88637	60	11	18.3	10.6 - 29.9	40	15	37.5	24.2 - 53.0
New Street Surgery	M88035	5	1	*	*	4	1	*	*
Newport Medical Practice	M85164	256	31	12.1	8.7 - 16.7	228	155	68.0	61.7 - 73.7
Newtown Health Centre	M85020	426	67	15.7	12.6 - 19.5	295	211	71.5	66.1 - 76.4
Norvic Family Practice	M88009	182	40	22.0	16.6 - 28.5	127	87	68.5	60.0 - 75.9
Oakeswell Health Centre	M88007	343	40	11.7	8.7 - 15.5	318	133	41.8	36.5 - 47.3
Oakham Surgery	M88005	331	53	16.0	12.5 - 20.3	259	133	51.4	45.3 - 57.4
Ojar, Dr Hassouna	M88629	56	8	14.3	7.4 - 25.7	48	22	45.8	32.6 - 59.7
Old Hill Medical Centre	M88016	22	2	*	*	21	13	*	*
Oldbury Health Centre	M88018	405	62	15.3	12.1 - 19.1	334	177	53.0	47.6 - 58.3
Oldbury P/Ship For Health Ltd	M88615	93	13	14.0	8.4 - 22.5	83	49	59.0	48.3 - 69.0
Park House Surgery	M88623	34	6	17.6	8.3 - 33.5	29	18	62.1	44.0 - 77.3
Pathak, Dr Nd	M88639	50	7	14.0	7.0 - 26.2	39	25	64.1	48.4 - 77.3
Regis Medical Centre	M88004	248	34	13.7	10.0 - 18.5	198	116	58.6	51.6 - 65.2
Rood End Medical Practice	M88647	48	10	20.8	11.7 - 34.3	36	15	41.7	27.1 - 57.8
Rotton Park Medical Centre	M85098	78	13	16.7	10.0 - 26.5	55	43	78.2	65.6 - 87.1
Rowley Healthcare A	M88031	129	20	15.5	10.3 - 22.7	99	46	46.5	37.0 - 56.2
Russell Medical Centre	M88605	13	4	*	*	10	4	*	*
Sarephed Medical Centre	M88610	76	14	18.4	11.3 - 28.6	53	33	62.3	48.8 - 74.1
Shanklin House Surgery	M85100	82	18	22.0	14.4 - 32.1	54	35	64.8	51.5 - 76.2
Singh, Dr M	M88628	63	17	27.0	17.6 - 39.0	53	26	49.1	36.1 - 62.1
Soho Health Centre	Y00412	82	6	7.3	3.4 - 15.1	59	42	71.2	58.6 - 81.2
Soho Road Health Centre	M85757	67	6	9.0	4.2 - 18.2	46	30	65.2	50.8 - 77.3
Soho Road Primary Care Centre	M85715	172	28	16.3	11.5 - 22.5	125	79	63.2	54.5 - 71.1
Sparkbrook Health Centre	M85093	80	11	13.8	7.9 - 23.0	64	37	57.8	45.6 - 69.1
St Paul'S Medical Practice	M88040	104	8	7.7	3.9 - 14.4	73	42	57.5	46.1 - 68.2
St. James Medical Centre	M85787	48	5	10.4	4.5 - 22.2	33	19	57.6	40.8 - 72.8
Stonecross Medical Centre	M88008	137	25	18.2	12.7 - 25.6	124	40	32.3	24.7 - 40.9
Summerfield Gp Surg & Urgent Care Centre	Y02961	13	1	*	*	8	7	*	*
Summerfield Group Practice	Y00492	153	19	12.4	8.1 - 18.6	118	92	78.0	69.7 - 84.5
Summerfield Primary Care Centre	M85686	72	7	9.7	4.8 - 18.7	47	33	70.2	56.0 - 81.3
Summerfield Primary Care Centre	M85652	39	3	7.7	2.7 - 20.3	30	17	56.7	39.2 - 72.6
The Colston Health Centre	M85611	35	4	11.4	4.5 - 26.0	22	17	*	*
The Health Xchange	Y01057	1	1	*	*	1	1	*	*
The Sleeve Surgery	M85145	111	12	10.8	6.3 - 18.0	84	67	79.8	70.0 - 87.0
The Smetthwick Medical Centre	M88002	218	37	17.0	12.6 - 22.5	165	101	61.2	53.6 - 68.3
The Spires Health Centre	M88643	127	18	14.2	9.2 - 21.3	117	35	29.9	22.4 - 38.7
The Victoria Surgery	M88600	89	14	15.7	9.6 - 24.7	64	32	50.0	38.1 - 61.9
Tividale Family Practice	M88026	94	14	14.9	9.1 - 23.5	68	27	39.7	28.9 - 51.6
Udg Surgery	M88611	34	6	17.6	8.3 - 33.5	31	13	41.9	26.4 - 59.2
Ui Haque, Dr N	M88626	47	6	12.8	6.0 - 25.2	39	20	51.3	36.2 - 66.1
Victoria Road Medical Ctr	M85676	11							

Key Performance Indicators - Sandwell and West Birmingham CCG

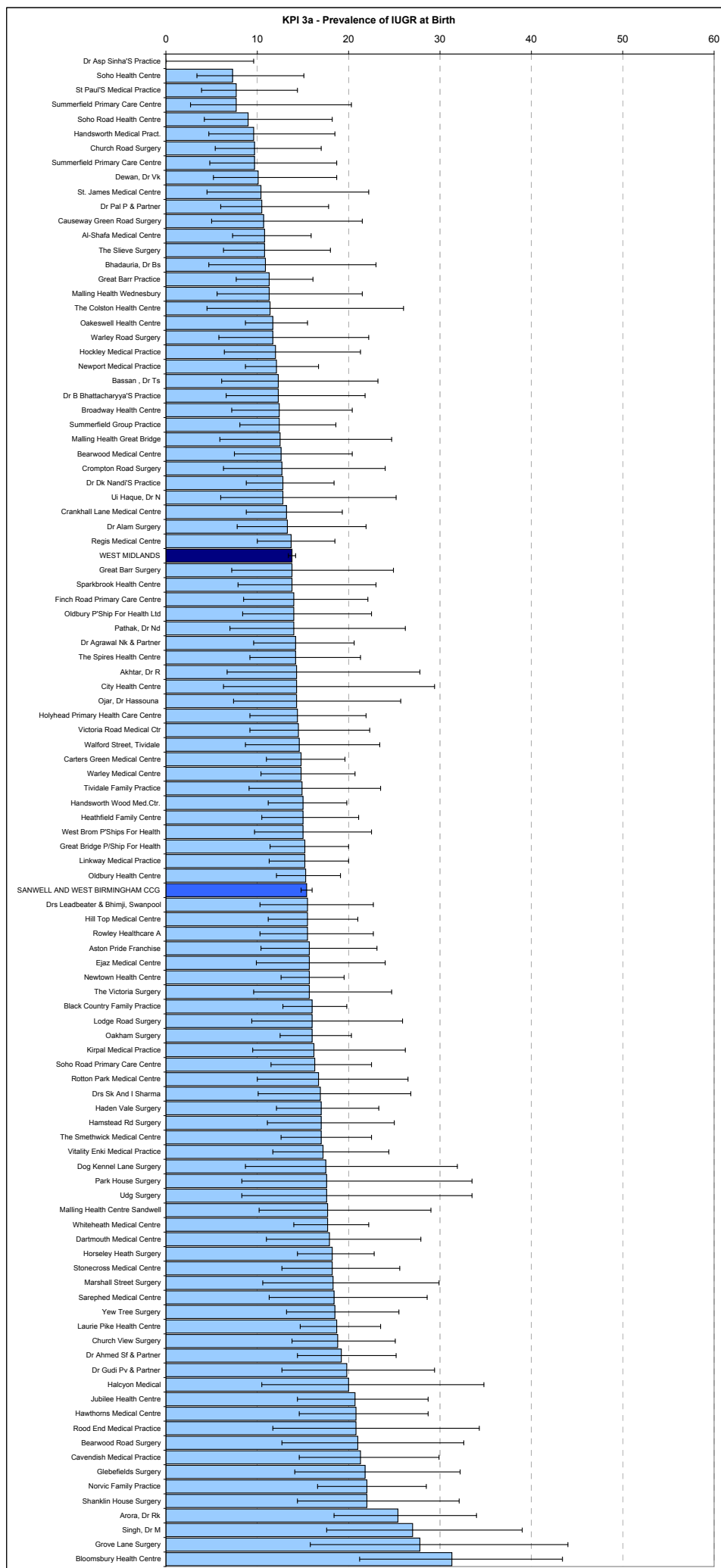
Data Source: PEER, West Midlands Perinatal Institute

Data Period: 1 July 2009 - 8 April 2011

KPI definitions and targets: www.pi.nhs.uk/rpnm/fh_KPI_Evidence_Targets.pdf

NB: KPI 3b: Antenatal Detection of IUGR: Rates not shown by practice due to small numbers

(CCG Average: 30.9% WM Average: 31.8%)



* Rates displayed for practices with N >= 25

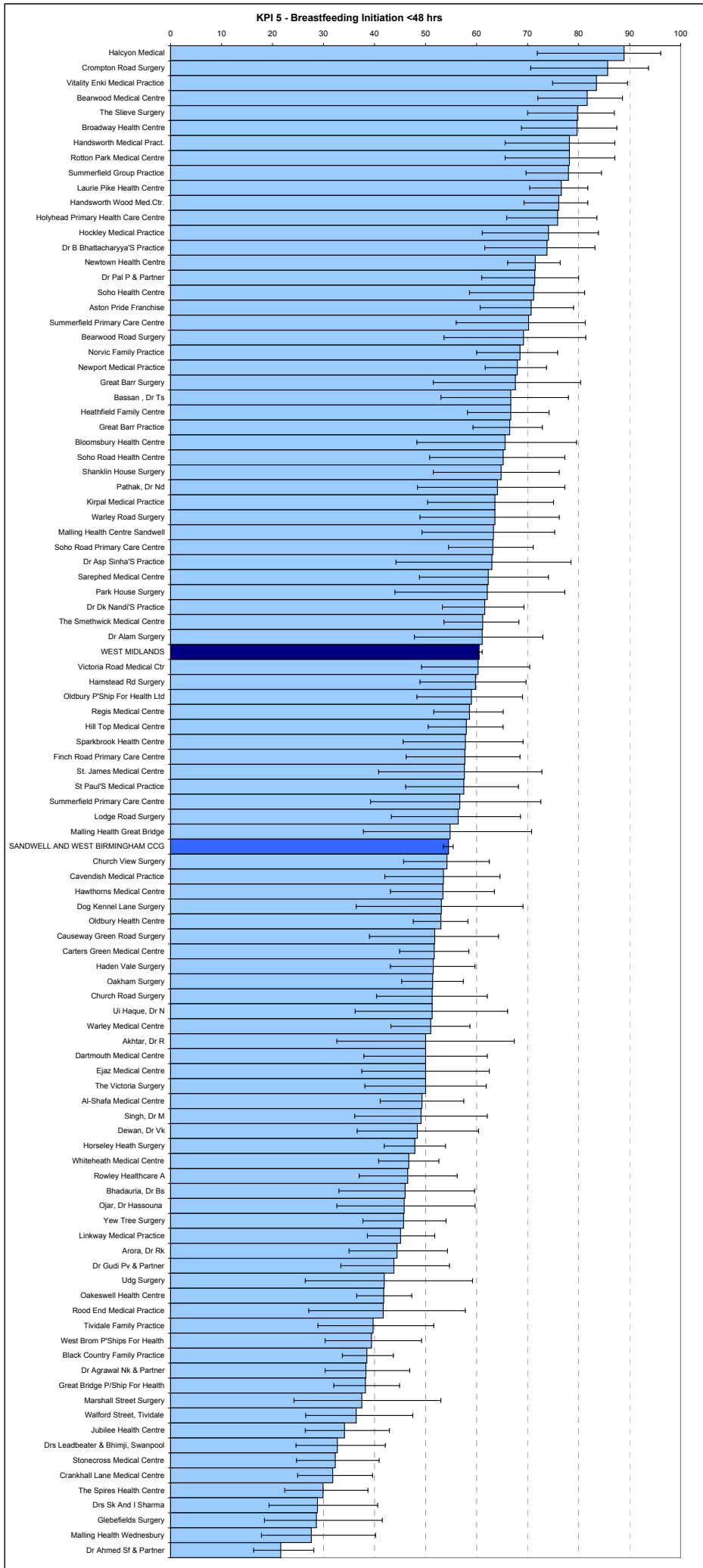
Key Performance Indicators - Sandwell and West Birmingham CCG

Data Source: PEER, West Midlands Perinatal Institute

Data Period: 1 July 2009 - 8 April 2011 KPI definitions and targets: www.pi.nhs.uk/rpm/lfh_KPI_Evidence_Targets.pdf

NB: KPI 3b: Antenatal Detection of IUGR: Rates not shown by practice due to small numbers

(CCG Average: 30.9% WM Average: 31.8%)



* Rates displayed for practices with N >= 25