

# Key Performance Indicators - Shropshire CCG

Data Source: PEER, West Midlands Perinatal Institute (Data Period: 1 July 2009 - 9 March 2011)

KPI 1: Early Booking  
KPI 2: Continuity of Carer

KPI definitions and targets:  
[www.pi.nhs.uk/rpnm/lfh\\_KPI\\_Evidence\\_Targets.pdf](http://www.pi.nhs.uk/rpnm/lfh_KPI_Evidence_Targets.pdf)



KPI 1a: Completed Assessment < 13 Weeks					
GP Practice Name	3P Practice Cod	N	n	%	95% CI
<b>WEST MIDLANDS (2011/12 Average)</b>				<b>89.6</b>	<b>89.2 - 89.9</b>
<b>SHROPSHIRE CCG</b>		<b>2208</b>	<b>1829</b>	<b>82.8</b>	<b>81.2 - 84.4</b>
Albert Road Medical Ctr	M82032	96	84	87.5	79.4 - 92.7
Albrighton Medical Pract	M82021	34	30	88.2	73.4 - 95.3
Alveley Medical Practice	M82601	6	4	-	-
Baschurch Surgery	M82023	51	47	92.2	81.5 - 96.9
Beeches Medical Practice	M82018	33	23	69.7	52.7 - 82.6
Belvidere Medical Pract.	M82048	42	35	83.3	69.4 - 91.7
Bishops Castle Surgery	M82033	24	18	-	-
Bridgewater Surgery	M82045	34	25	73.5	56.9 - 85.4
Bridgnorth Medical Practice	M82004	83	74	89.2	80.7 - 94.2
Broseley Medical Practice	M82051	25	22	88.0	70.0 - 95.8
Brown Clew Medical Centre	M82024	10	10	-	-
Cambrian Surgery	M82015	29	27	93.1	78.0 - 98.1
Church Stretton Medical Centre	M82008	43	35	81.4	67.4 - 90.3
Claremont Bank Surgery	M82034	52	39	75.0	61.8 - 84.8
Cleobury Mortimer Surgery	M82041	34	29	85.3	69.9 - 93.6
Clive Medical Practice	M82017	18	14	-	-
Craven Arms Surgery	M82046	21	19	-	-
Dodington Surgery	M82044	30	26	86.7	70.3 - 94.7
Ellesmere Medical Practice	M82025	27	21	77.8	59.2 - 89.4
Highley Medical Centre	M82031	7	6	-	-
Hodnet Medical Practice	M82058	33	24	72.7	55.8 - 84.9
Knockin Medical Centre	M82020	11	10	-	-
Ludlow - Portcullis	M82043	58	49	84.5	73.1 - 91.6
Marden Medical Practice	M82047	68	55	80.9	70.0 - 88.5
Market Drayton Medical Practice	M82010	219	176	80.4	74.6 - 85.1
Marysville Medical Pract	M82040	55	42	76.4	63.7 - 85.6
Mount Pleasant Med.Ctr.	M82050	114	92	80.7	72.5 - 86.9
Much Wenlock Practice	M82019	48	40	83.3	70.4 - 91.3
Mytton Oak Medical Pract.	M82002	83	73	88.0	79.2 - 93.3
Plas Ffynnon Medical Ctre	M82005	60	54	90.0	79.9 - 95.3
Pontesbury Medical Prac	M82030	47	38	80.9	67.5 - 89.6
Radbrook Green Surgery	M82016	65	54	83.1	72.2 - 90.3
Richmond House Surgery	M82055	36	31	86.1	71.3 - 93.9
Riverside Med.Practice	M82006	127	108	85.0	77.8 - 90.2
Shawbury Medical Practice	M82011	38	28	73.7	58.0 - 85.0
Shifnal Medical Practice	M82038	70	50	71.4	59.9 - 80.7
Shropshire Walk In Health Centre	Y02495	9	8	-	-
South Hermitage Surgery	M82060	74	56	75.7	64.8 - 84.0
Station Drive Surgery	M82014	45	38	84.4	71.2 - 92.3
The Caxton Surgery	M82022	88	79	89.8	81.7 - 94.5
The Meadows Medical Practice	M82620	21	16	-	-
Wem Medical Practice	M82035	65	55	84.6	73.9 - 91.4
Westbury Medical Centre	M82013	15	11	73.3	48.0 - 89.1
Willow Street Medical Ctr	M82026	45	41	91.1	79.3 - 96.5
Worthen Medical Practice	M82604	15	13	-	-

\* Rates for practices with N<25 not calculated

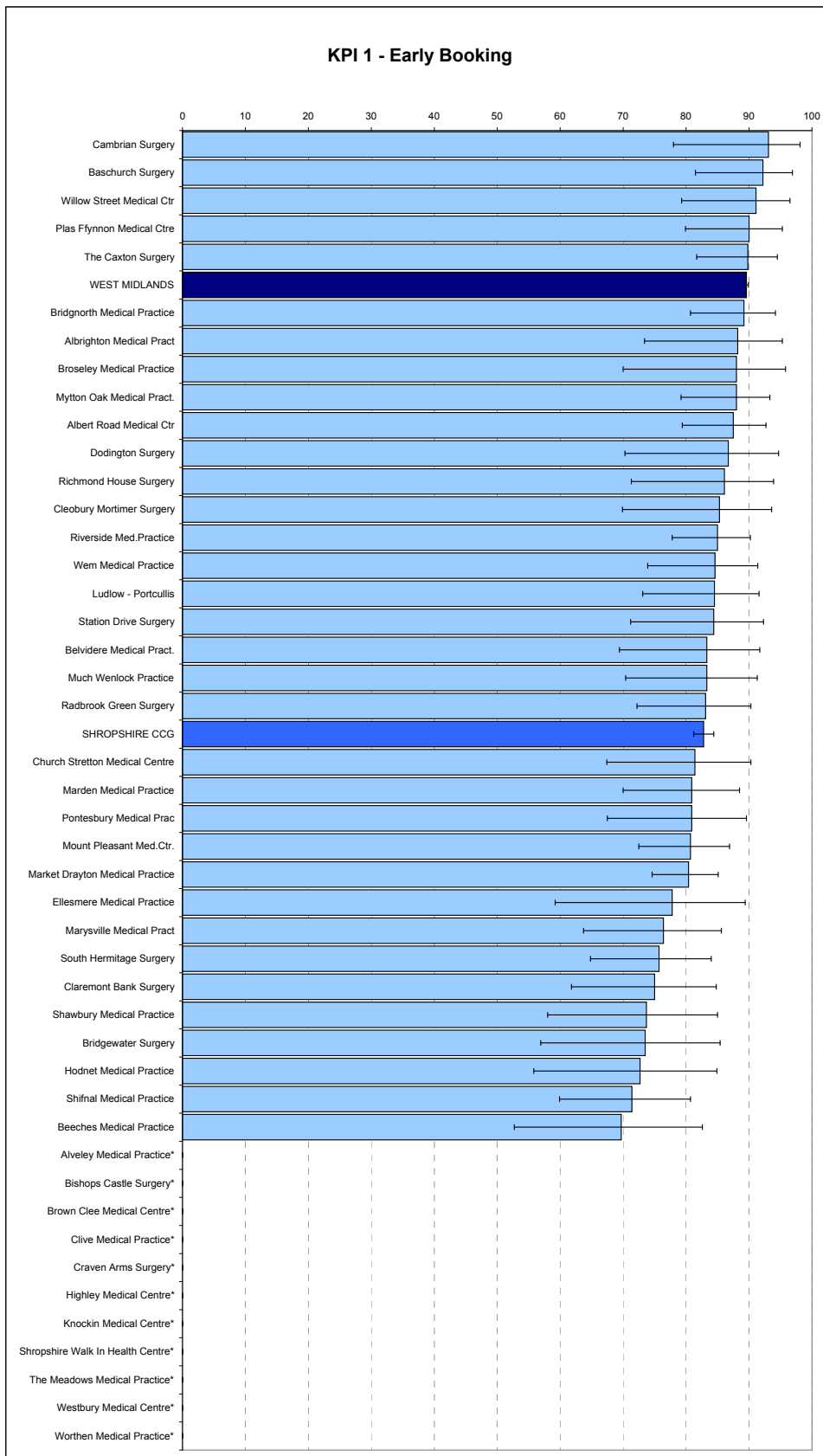
# Key Performance Indicators - Shropshire CCG

Data Source: PEER, West Midlands Perinatal Institute  
 Data Period: 1 July 2009 - 9 March 2011



KPI 1: Early Booking  
 KPI 2: Continuity of Carer

KPI definitions and targets:  
[www.pi.nhs.uk/rpnm/lfH\\_KPI\\_Evidence\\_Targets.pdf](http://www.pi.nhs.uk/rpnm/lfH_KPI_Evidence_Targets.pdf)



\* Rates not displayed for practices with N<25

# Key Performance Indicators - Shropshire CCG

Data Source: PEER, West Midlands Perinatal Institute (Data Period: 1 July 2009 - 9 March 2011)

KPI 4a - Smoking at Booking

KPI 4b: Smoking at Delivery

NB: KPI 4c: Smoking Cessation: Rates not shown by practice because of small numbers

(CCG Average: 15.5% WM Average: 27.1%)

KPI definitions and targets:

[www.pi.nhs.uk/rpnm/lfh/KPI\\_Evidence\\_Targets.pdf](http://www.pi.nhs.uk/rpnm/lfh/KPI_Evidence_Targets.pdf)



GP Practice Name	GP Practice Code	KPI 4a: Smoking at Booking				KPI 4b: Smoking at Delivery			
		N	n	%	95% CI	N	n	%	95% CI
<b>WEST MIDLANDS (2011/12 Average)</b>				<b>19.3</b>	<b>18.9 - 19.8</b>			<b>14.3</b>	<b>13.9 - 14.8</b>
<b>SHROPSHIRE CCG</b>		<b>2276</b>	<b>430</b>	<b>18.9</b>	<b>17.3 - 20.6</b>	<b>2250</b>	<b>362</b>	<b>16.1</b>	<b>14.6 - 17.7</b>
Albert Road Medical Ctr	M82032	98	34	34.7	26.0 - 44.5	97	31	32.0	23.5 - 41.8
Albrighton Medical Pract	M82021	41	2	4.9	1.3 - 16.1	40	3	7.5	2.6 - 19.9
Alveley Medical Practice	M82601	9	2	-	-	10	1	-	-
Baschurch Surgery	M82023	52	11	21.2	12.2 - 34.0	52	8	15.4	8.0 - 27.5
Beeches Medical Practice	M82018	33	6	18.2	8.6 - 34.4	34	5	14.7	6.4 - 30.1
Belvidere Medical Pract.	M82048	42	11	26.2	15.3 - 41.1	41	11	26.8	15.7 - 41.9
Bishops Castle Surgery	M82033	24	3	-	-	24	3	-	-
Bridgewater Surgery	M82045	35	8	22.9	12.1 - 39.0	35	6	17.1	8.1 - 32.7
Bridgnorth Medical Practice	M82004	85	13	15.3	9.2 - 24.4	84	9	10.7	5.7 - 19.1
Broseley Medical Practice	M82051	25	6	24.0	11.5 - 43.4	26	6	23.1	11.0 - 42.1
Brown Clee Medical Centre	M82024	10	1	-	-	9	0	-	-
Cambrian Surgery	M82015	30	6	20.0	9.5 - 37.3	30	5	16.7	7.3 - 33.6
Church Stretton Medical Centre	M82008	43	2	4.7	1.3 - 15.5	42	2	4.8	1.3 - 15.8
Claremont Bank Surgery	M82034	53	4	7.5	3.0 - 17.9	53	4	7.5	3.0 - 17.9
Cleobury Mortimer Surgery	M82041	36	5	13.9	6.1 - 28.7	34	3	8.8	3.0 - 23.0
Clive Medical Practice	M82017	19	3	-	-	19	3	-	-
Craven Arms Surgery	M82046	20	5	-	-	18	2	-	-
Dodington Surgery	M82044	31	5	16.1	7.1 - 32.6	31	4	12.9	5.1 - 28.9
Ellesmere Medical Practice	M82025	29	5	17.2	7.6 - 34.5	28	4	14.3	5.7 - 31.5
Highley Medical Centre	M82031	7	2	-	-	7	2	-	-
Hodnet Medical Practice	M82058	33	5	15.2	6.7 - 30.9	32	5	15.6	6.9 - 31.8
Knockin Medical Centre	M82020	11	2	-	-	11	2	-	-
Ludlow - Portcullis	M82043	70	15	21.4	13.4 - 32.4	66	12	18.2	10.7 - 29.1
Marden Medical Practice	M82047	68	10	14.7	8.2 - 25.0	68	10	14.7	8.2 - 25.0
Market Drayton Medical Practice	M82010	224	34	15.2	11.1 - 20.5	222	27	12.2	8.5 - 17.1
Marysville Medical Pract	M82040	55	6	10.9	5.1 - 21.8	55	5	9.1	3.9 - 19.6
Mount Pleasant Med.Ctr.	M82050	115	33	28.7	21.2 - 37.5	114	29	25.4	18.3 - 34.1
Much Wenlock Practice	M82019	49	8	16.3	8.5 - 29.0	49	6	12.2	5.7 - 24.2
Mytton Oak Medical Pract.	M82002	83	14	16.9	10.3 - 26.3	83	14	16.9	10.3 - 26.3
Plas Ffynnon Medical Ctr	M82005	61	14	23.0	14.2 - 34.9	60	10	16.7	9.3 - 28.0
Pontesbury Medical Prac	M82030	47	7	14.9	7.4 - 27.7	47	7	14.9	7.4 - 27.7
Radbrook Green Surgery	M82016	66	5	7.6	3.3 - 16.5	65	5	7.7	3.3 - 16.8
Richmond House Surgery	M82055	35	13	37.1	23.2 - 53.7	35	10	28.6	16.3 - 45.1
Riverside Med.Practice	M82006	128	32	25.0	18.3 - 33.2	125	29	23.2	16.7 - 31.3
Shawbury Medical Practice	M82011	39	3	7.7	2.7 - 20.3	39	2	5.1	1.4 - 16.9
Shifnal Medical Practice	M82038	74	11	14.9	8.5 - 24.7	73	10	13.7	7.6 - 23.4
Shropshire Walk In Health Centre	Y02495	13	0	-	-	13	0	-	-
South Hermitage Surgery	M82060	74	14	18.9	11.6 - 29.3	73	11	15.1	8.6 - 25.0
Station Drive Surgery	M82014	58	12	20.7	12.3 - 32.8	48	6	12.5	5.9 - 24.7
The Caxton Surgery	M82022	89	28	31.5	22.8 - 41.7	89	20	22.5	15.0 - 32.2
The Meadows Medical Practice	M82620	21	3	-	-	28	4	14.3	5.7 - 31.5
Wem Medical Practice	M82035	66	16	24.2	15.5 - 35.8	66	15	22.7	14.3 - 34.2
Westbury Medical Centre	M82013	15	1	-	-	15	1	-	-
Willow Street Medical Ctr	M82026	45	9	20.0	10.9 - 33.8	45	9	20.0	10.9 - 33.8
Worthen Medical Practice	M82604	15	1	-	-	15	1	-	-

\* Rates for practices with N<25 not calculated

# Key Performance Indicators - Shropshire CCG

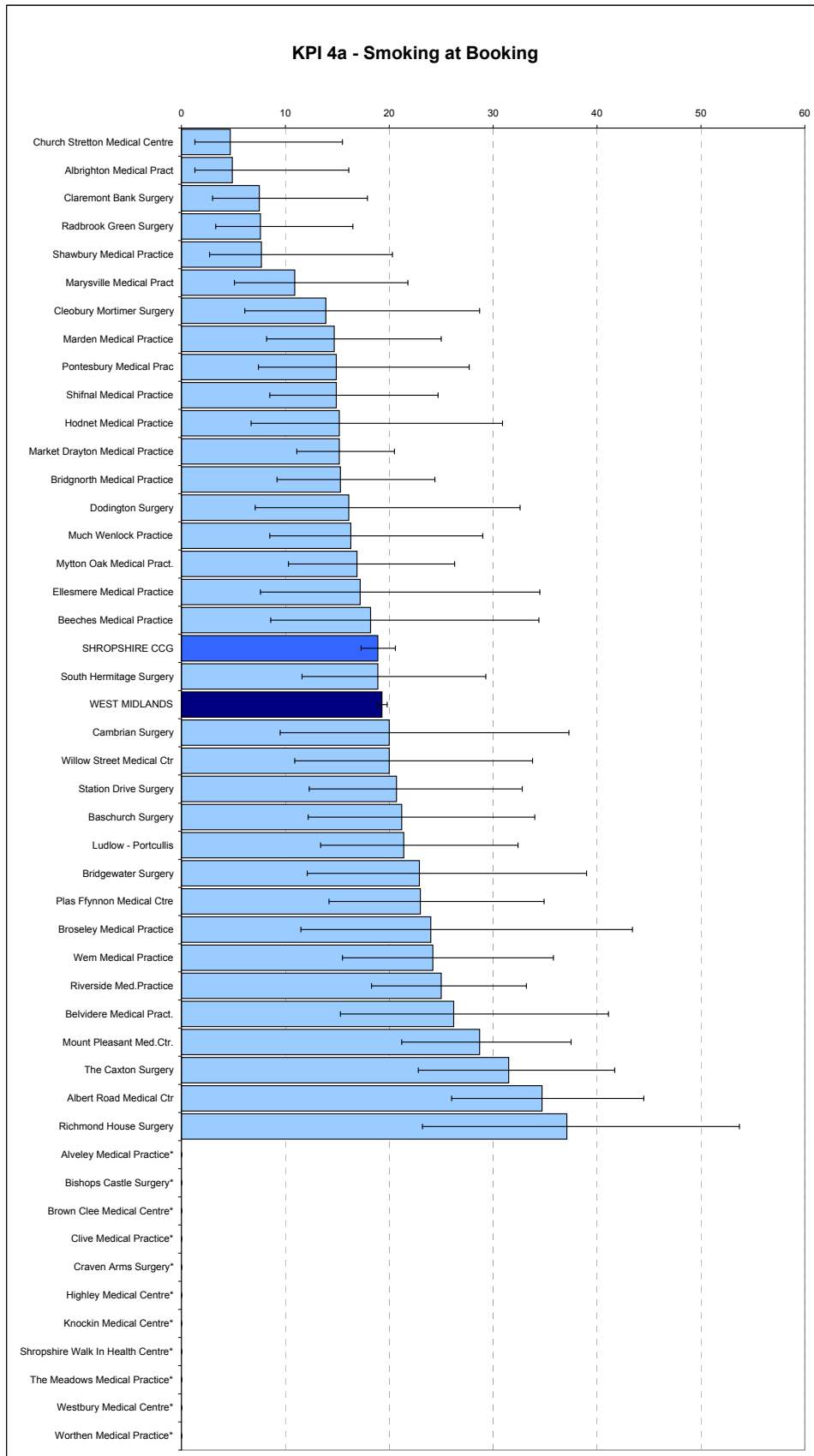
Data Source: PEER, West Midlands Perinatal Institute  
 Data Period: 1 July 2009 - 9 March 2011



KPI 4a - Smoking at Booking  
 KPI 4b: Smoking at Delivery

KPI definitions and targets:  
[www.pi.nhs.uk/rpnm/lfh/KPI\\_Evidence\\_Targets.pdf](http://www.pi.nhs.uk/rpnm/lfh/KPI_Evidence_Targets.pdf)

NB: KPI 4c: Smoking Cessation: Rates not shown by practice due to small numbers  
 (CCG Average: 15.5% WM Average: 27.1%)



\* Rates not displayed for practices with N<25

# Key Performance Indicators - Shropshire CCG

Data Source: PEER, West Midlands Perinatal Institute

Data Period: 1 July 2009 - 9 March 2011

KPI 4a - Smoking at Booking

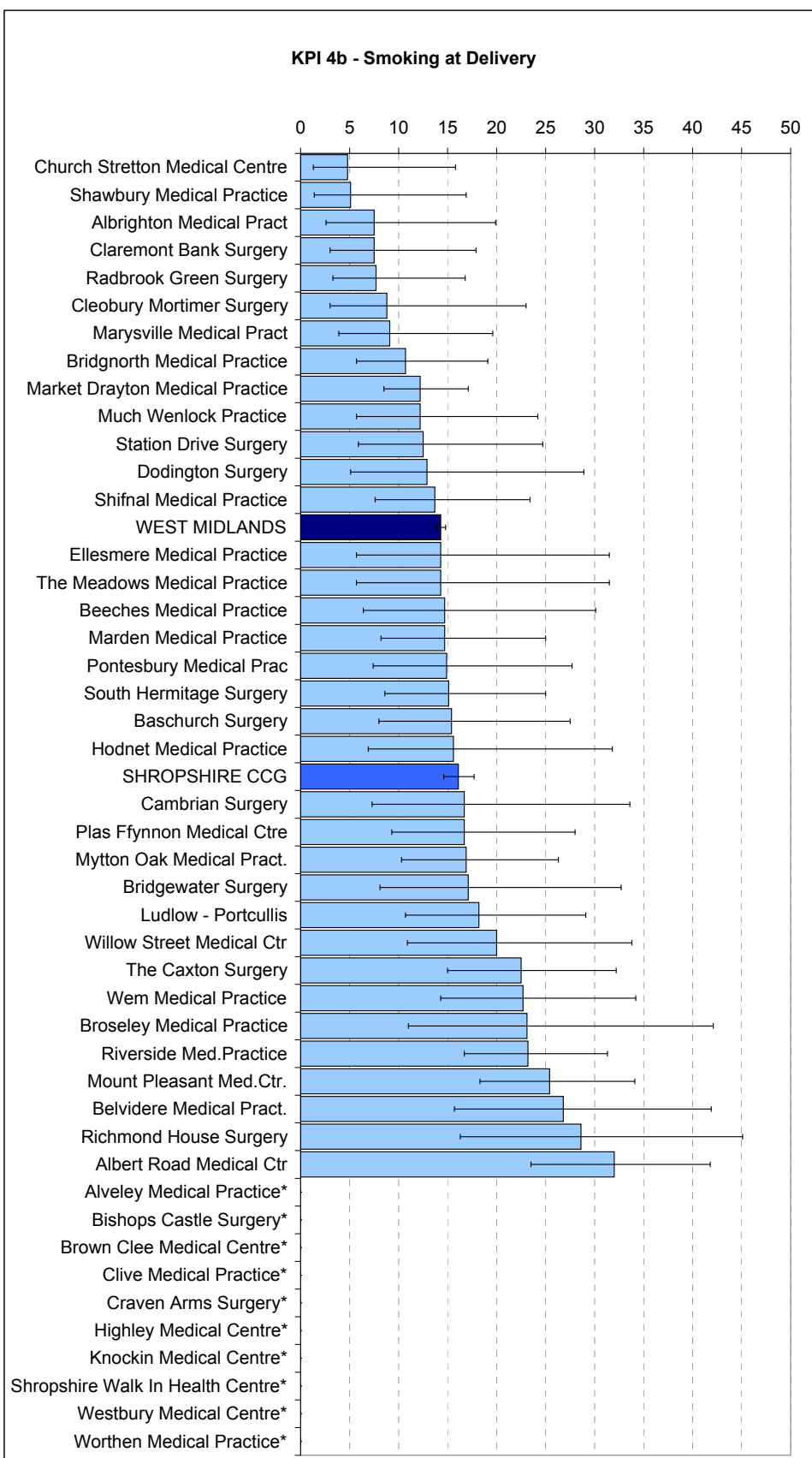
KPI 4b: Smoking at Delivery

NB: KPI 4c: Smoking Cessation: Rates not shown by practice due to small numbers

(CCG Average: 15.5% WM Average: 27.1%)

KPI definitions and targets:

[www.pi.nhs.uk/rpnm/lfh\\_KPI\\_Evidence\\_Targets.pdf](http://www.pi.nhs.uk/rpnm/lfh_KPI_Evidence_Targets.pdf)



\* Rates not displayed for practices with N<25

# Key Performance Indicators - Shropshire CCG

Data Source: PEER, West Midlands Perinatal Institute (Data Period: 1 July 2009 - 9 March 2011)

KPI 3a: Prevalence of IUGR at birth      KPI definitions and targets:  
 KPI 5: Breastfeeding Initiation < 48 Hrs      [www.pi.nhs.uk/rpnm/lfh\\_KPI\\_Evidence\\_Targets.pdf](http://www.pi.nhs.uk/rpnm/lfh_KPI_Evidence_Targets.pdf)  
 NB: KPI 3b: Antenatal Detection of IUGR: Rates not shown by practice because of small numbers  
 (CCG Average: 21.1% WM Average: 31.8%)



GP Practice Name	GP Practice Code	KPI 3a: Intrauterine Growth Restriction (IUGR) at birth (cust cent <10)				KPI 5: Breastfeeding Initiation < 48 Hrs			
		N	n	%	95% CI	N	n	%	95% CI
<b>WEST MIDLANDS (2011/12 Average)</b>				<b>13.8</b>	<b>13.4 - 14.2</b>			<b>60.5</b>	<b>59.9 - 61.1</b>
<b>SHROPSHIRE CCG</b>		<b>2202</b>	<b>295</b>	<b>13.4</b>	<b>12.0 - 14.9</b>	<b>2166</b>	<b>1547</b>	<b>71.4</b>	<b>69.5 - 73.3</b>
Albert Road Medical Ctr	M82032	96	14	14.6	8.9 - 23.0	91	56	61.5	51.3 - 70.9
Albrighton Medical Pract	M82021	38	3	7.9	2.7 - 20.8	39	31	79.5	64.5 - 89.2
Alveley Medical Practice	M82601	5	1	-	-	8	7	-	-
Baschurch Surgery	M82023	48	8	16.7	8.7 - 29.6	50	36	72.0	58.3 - 82.5
Beeches Medical Practice	M82018	32	2	6.3	1.7 - 20.1	34	27	79.4	63.2 - 89.7
Belvidere Medical Pract.	M82048	41	4	9.8	3.9 - 22.5	38	30	78.9	63.7 - 88.9
Bishops Castle Surgery	M82033	23	5	-	-	23	18	-	-
Bridgewater Surgery	M82045	34	5	14.7	6.4 - 30.1	34	20	58.8	42.2 - 73.6
Bridgnorth Medical Practice	M82004	80	9	11.3	6.0 - 20.0	76	56	73.7	62.8 - 82.3
Broseley Medical Practice	M82051	25	6	24.0	11.5 - 43.4	24	14	-	-
Brown Clew Medical Centre	M82024	10	2	-	-	10	9	-	-
Cambrian Surgery	M82015	30	2	6.7	1.8 - 21.3	30	20	66.7	48.8 - 80.8
Church Stretton Medical Centre	M82008	40	9	22.5	12.3 - 37.5	41	35	85.4	71.6 - 93.1
Claremont Bank Surgery	M82034	52	6	11.5	5.4 - 23.0	52	39	75.0	61.8 - 84.8
Cleobury Mortimer Surgery	M82041	36	6	16.7	7.9 - 31.9	28	19	67.9	49.3 - 82.1
Clive Medical Practice	M82017	19	5	-	-	18	12	-	-
Craven Arms Surgery	M82046	21	2	-	-	20	16	-	-
Dodington Surgery	M82044	30	3	10.0	3.5 - 25.6	30	22	73.3	55.6 - 85.8
Ellesmere Medical Practice	M82025	26	3	11.5	4.0 - 29.0	28	18	64.3	45.8 - 79.3
Highley Medical Centre	M82031	7	0	-	-	7	3	-	-
Hodnet Medical Practice	M82058	33	6	18.2	8.6 - 34.4	30	22	73.3	55.6 - 85.8
Knockin Medical Centre	M82020	11	1	-	-	11	6	-	-
Ludlow - Portcullis	M82043	67	6	9.0	4.2 - 18.2	66	49	74.2	62.6 - 83.3
Marden Medical Practice	M82047	66	8	12.1	6.3 - 22.1	67	53	79.1	67.9 - 87.1
Market Drayton Medical Practice	M82010	217	30	13.8	9.9 - 19.0	219	136	62.1	55.5 - 68.3
Marysville Medical Pract	M82040	55	10	18.2	10.2 - 30.3	54	43	79.6	67.1 - 88.2
Mount Pleasant Med.Ctr.	M82050	114	13	11.4	6.8 - 18.5	107	74	69.2	59.9 - 77.1
Much Wenlock Practice	M82019	48	3	6.3	2.1 - 16.8	47	43	91.5	80.1 - 96.6
Mytton Oak Medical Pract.	M82002	82	12	14.6	8.6 - 23.9	77	56	72.7	61.9 - 81.4
Plas Ffynnon Medical Ctre	M82005	59	5	8.5	3.7 - 18.4	59	39	66.1	53.4 - 76.9
Pontesbury Medical Prac	M82030	46	1	2.2	0.4 - 11.3	47	31	66.0	51.7 - 77.8
Radbrook Green Surgery	M82016	64	10	15.6	8.7 - 26.4	63	54	85.7	75.0 - 92.3
Richmond House Surgery	M82055	35	9	25.7	14.2 - 42.1	34	25	73.5	56.9 - 85.4
Riverside Med.Practice	M82006	125	23	18.4	12.6 - 26.1	126	84	66.7	58.1 - 74.3
Shawbury Medical Practice	M82011	37	5	13.5	5.9 - 28.0	39	31	79.5	64.5 - 89.2
Shifnal Medical Practice	M82038	72	9	12.5	6.7 - 22.1	69	53	76.8	65.6 - 85.2
Shropshire Walk In Health Centre	Y02495	12	1	-	-	12	9	-	-
South Hermitage Surgery	M82060	73	14	19.2	11.8 - 29.7	70	53	75.7	64.5 - 84.2
Station Drive Surgery	M82014	51	3	5.9	2.0 - 15.9	45	30	66.7	52.1 - 78.6
The Caxton Surgery	M82022	88	14	15.9	9.7 - 25.0	86	54	62.8	52.2 - 72.3
The Meadows Medical Practice	M82620	18	2	-	-	24	22	-	-
Wem Medical Practice	M82035	63	6	9.5	4.4 - 19.3	61	39	-	-
Westbury Medical Centre	M82013	15	2	-	-	15	12	80.0	54.8 - 93.0
Willow Street Medical Ctr	M82026	43	6	14.0	6.6 - 27.3	43	31	72.1	57.3 - 83.3
Worthen Medical Practice	M82604	15	1	-	-	14	10	-	-

\* Rates for practices with N<25 not calculated

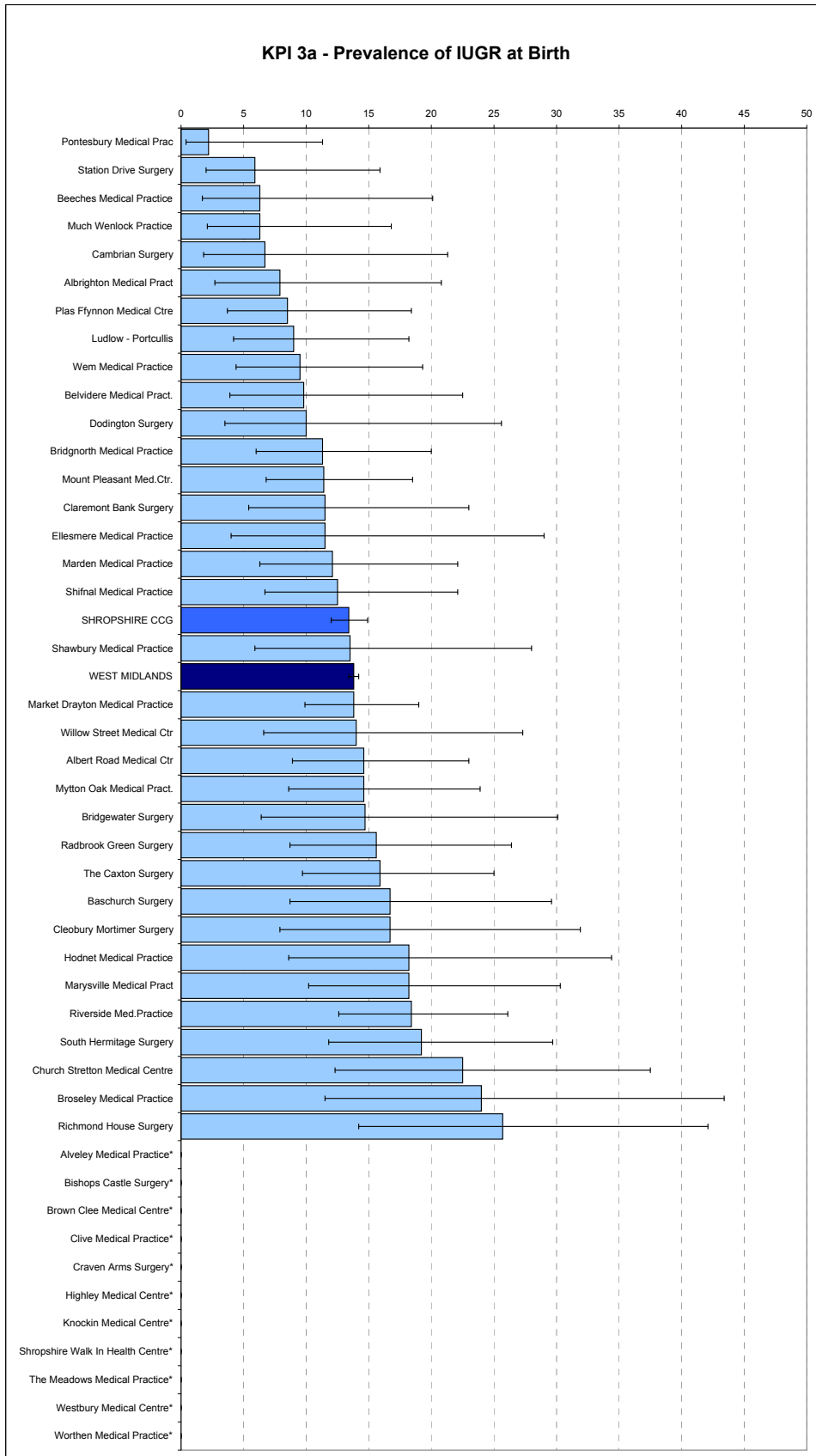
# Key Performance Indicators - Shropshire CCG

Data Source: PEER, West Midlands Perinatal Institute  
 Data Period: 1 July 2009 - 9 March 2011



KPI 3a: Prevalence of IUGR at birth  
 KPI 5: Breastfeeding Initiation < 48 Hrs  
 NB: KPI 3b: Antenatal Detection of IUGR: Rates not shown by practice due to small numbers  
 (CCG Average: 21.1% WM Average: 31.8%)

KPI definitions and targets:  
[www.pi.nhs.uk/rpnm/lfh/KPI\\_Evidence\\_Targets.pdf](http://www.pi.nhs.uk/rpnm/lfh/KPI_Evidence_Targets.pdf)



\* Rates not displayed for practices with N<25

# Key Performance Indicators - Shropshire CCG

Data Source: PEER, West Midlands Perinatal Institute

Data Period: 1 July 2009 - 9 March 2011



KPI 3a: Prevalence of IUGR at birth

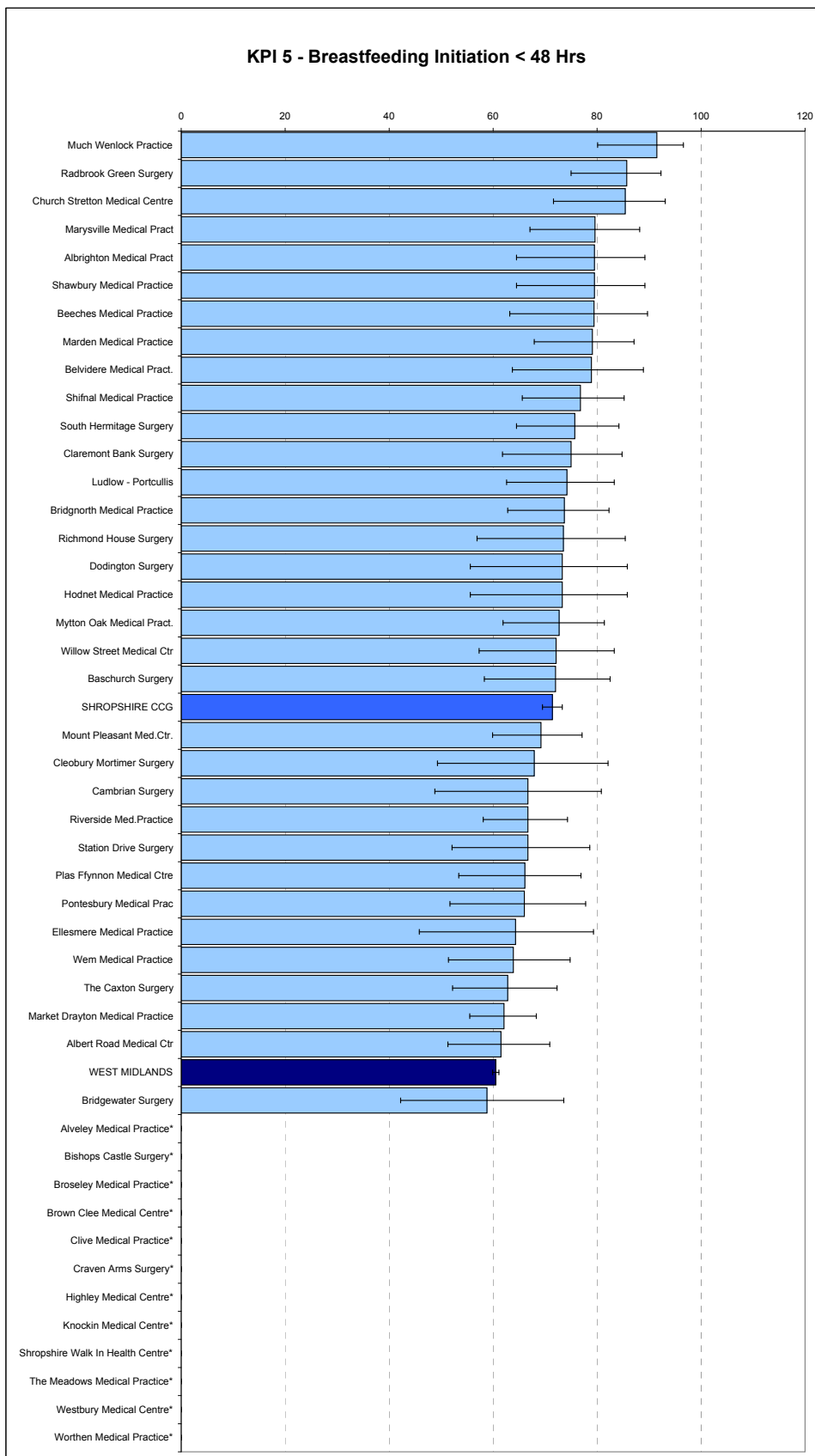
KPI definitions and targets:

KPI 5: Breastfeeding Initiation < 48 Hrs

[www.pi.nhs.uk/rpnm/lfh\\_KPI\\_Evidence\\_Targets.pdf](http://www.pi.nhs.uk/rpnm/lfh_KPI_Evidence_Targets.pdf)

NB: KPI 3b: Antenatal Detection of IUGR: Rates not shown by practice due to small numbers

(CCG Average: 21.1% WM Average: 31.8%)



\* Rates not displayed for practices with N<25