

Key Performance Indicators - Solihull CCG

Data Source: PEER, West Midlands Perinatal Institute (Data Period: 1 July 2009 - 4 January 2011)

KPI 1: Early Booking
KPI 2: Continuity of Carer

KPI definitions and targets:
www.pi.nhs.uk/rpnm/lfh_KPI_Evidence_Targets.pdf



GP Practice Name	GP Practice Code	KPI 1a: Completed Assessment < 13 Weeks				KPI 2: Continuity of Carer ^a			
		N	n	%	95% CI	N	n	%	95% CI
WEST MIDLANDS (2011/12 Average)				89.6	89.2 - 89.9			79.2	78.7 - 79.6
SOLIHULL CCG		2795	2399	85.8	84.5 - 87.1	643	490	76.2	72.8 - 79.3
Arden Medical Centre	M89030	65	57	87.7	77.5 - 93.6	38	36	94.7	82.7 - 98.5
Arran Medical Centre	M89013	76	65	85.5	75.9 - 91.7	7	6	-	-
Balsall Common & Meriden Group Practice	M89016	91	71	78.0	68.5 - 85.3	54	34	63.0	49.6 - 74.6
Bernays & Whitehouse Group Practice	M89017	113	93	82.3	74.2 - 88.2	20	7	-	-
Blossomfield Surgery	M89606	43	37	86.0	72.7 - 93.4	8	3	-	-
Bosworth Medical Centre	M89008	158	138	87.3	81.3 - 91.7	18	13	-	-
Chester Road Surgery	M89602	38	28	73.7	58.0 - 85.0	6	6	-	-
Church Road Surgery	M85048	146	137	93.8	88.7 - 96.7	14	7	-	-
Coventry Road Practice	M89021	39	34	87.2	73.3 - 94.4	5	4	-	-
Craig Croft Medical Centre	M89012	78	67	85.9	76.5 - 91.9	8	5	-	-
Dorridge Surgery	M89010	155	131	84.5	78.0 - 89.4	79	70	88.6	79.7 - 93.9
Grafton Road Surgery	M89024	32	30	93.8	79.9 - 98.3	8	6	-	-
Green Lane Surgery	M89027	59	44	74.6	62.2 - 83.9	8	5	-	-
Hampton Surgery	M89608	47	42	89.4	77.4 - 95.4	19	16	-	-
Haslucks Surgery	M89004	90	80	88.9	80.7 - 93.9	18	9	-	-
Hobs Moat Medical Centre	M89019	120	106	88.3	81.4 - 92.9	22	18	-	-
Kingshurst Medical Practice	M89002	135	94	69.6	61.4 - 76.8	18	11	-	-
Manor House Lane Surgery	M89009	118	100	84.7	77.2 - 90.1	13	11	-	-
Meadowside Family Health Centre	M89003	98	90	91.8	84.7 - 95.8	8	6	-	-
Monkspath Surgery	M89028	138	116	84.1	77.0 - 89.2	41	34	82.9	68.7 - 91.5
Northbrook Group Practice	M89015	100	88	88.0	80.2 - 93.0	17	10	-	-
Park Surgery	M89011	68	64	94.1	85.8 - 97.7	18	17	-	-
Parkfield Medical Centre	M89001	40	35	87.5	73.9 - 94.5	6	5	-	-
Richmond Medical Centre	M89007	37	35	94.6	82.3 - 98.5	9	8	-	-
Solihull Healthcare & Walk-In-Centre	Y02568	38	35	92.1	79.2 - 97.3	7	6	-	-
St.Margarets Medical Practice	M89005	88	77	87.5	79.0 - 92.9	15	12	-	-
Tanworth Lane Surgery	M89020	77	68	88.3	79.3 - 93.7	14	6	-	-
The Blythe Practice	M89006	119	102	85.7	78.3 - 90.9	63	56	88.9	78.8 - 94.5
The Castle Practice	M89026	126	113	89.7	83.1 - 93.9	20	18	-	-
The Jacey Practice	M89601	119	90	75.6	67.2 - 82.5	29	20	69.0	50.8 - 82.7
The Village Surgery	M89609	29	28	96.6	82.8 - 99.4	9	8	-	-
Yew Tree Medical Centre	M89023	115	104	90.4	83.7 - 94.6	24	17	-	-

* Rates for practices with N<25 not calculated

^a From Sept. 2010 only, with definition of 'continuity' including 2 midwives

Key Performance Indicators - Solihull CCG

Data Source: PEER, West Midlands Perinatal Institute (Data Period: 1 July 2009 - 4 January 2011)

KPI 4a - Smoking at Booking

KPI definitions and targets:

KPI 4b: Smoking at Delivery

www.pi.nhs.uk/rpm/lfh_KPI_Evidence_Targets.pdf

NB: KPI 4c: Smoking Cessation: Rates not shown by practice because of small numbers

(CCG Average: 24.1% WM Average: 27.1%)



GP Practice Name	GP Practice Code	KPI 4a: Smoking at Booking				KPI 4b: Smoking at Delivery			
		N	n	%	95% CI	N	n	%	95% CI
WEST MIDLANDS (2011/12 Average)				19.3	18.9 - 19.8			14.3	13.9 - 14.8
SOLIHULL CCG		2903	506	17.4	16.1 - 18.9	2196	269	12.2	10.9 - 13.7
Arden Medical Centre	M89030	64	1	1.6	0.3 - 8.3	52	0	0.0	0.0 - 6.9
Arran Medical Centre	M89013	84	30	35.7	26.3 - 46.4	60	17	28.3	18.5 - 40.8
Balsall Common & Meriden Group Practice	M89016	91	8	8.8	4.5 - 16.4	72	2	2.8	0.8 - 9.6
Bernays & Whitehouse Group Practice	M89017	116	13	11.2	6.7 - 18.2	80	2	2.5	0.7 - 8.7
Blossomfield Surgery	M89606	44	3	6.8	2.3 - 18.2	30	1	3.3	0.6 - 16.7
Bosworth Medical Centre	M89008	168	72	42.9	35.6 - 50.4	122	42	34.4	26.6 - 43.2
Chester Road Surgery	M89602	46	15	32.6	20.9 - 47.0	35	11	31.4	18.6 - 48.0
Church Road Surgery	M85048	147	35	23.8	17.6 - 31.3	117	19	16.2	10.6 - 24.0
Coventry Road Practice	M89021	39	7	17.9	9.0 - 32.7	24	0	-	-
Craig Croft Medical Centre	M89012	84	33	39.3	29.5 - 50.0	58	19	32.8	22.1 - 45.6
Dorridge Surgery	M89010	154	4	2.6	1.0 - 6.5	127	0	0.0	0.0 - 2.9
Grafton Road Surgery	M89024	33	8	24.2	12.8 - 41.0	22	1	4.5	0.8 - 13.6
Green Lane Surgery	M89027	63	21	33.3	22.9 - 45.6	44	14	31.8	20.0 - 46.6
Hampton Surgery	M89608	48	5	10.4	4.5 - 22.2	36	3	8.3	2.9 - 21.8
Haslucks Surgery	M89004	91	14	15.4	9.4 - 24.2	72	8	11.1	5.7 - 20.4
Hobs Moat Medical Centre	M89019	121	11	9.1	5.2 - 15.5	91	6	6.6	3.1 - 13.6
Kingshurst Medical Practice	M89002	162	71	43.8	36.4 - 51.5	114	42	36.8	28.6 - 46.0
Manor House Lane Surgery	M89009	127	21	16.5	11.1 - 24.0	103	9	8.7	4.7 - 15.8
Meadowside Family Health Centre	M89003	102	16	15.7	9.9 - 24.0	75	10	13.3	7.4 - 22.8
Monkspath Surgery	M89028	140	8	5.7	2.9 - 10.9	119	3	2.5	0.9 - 7.2
Northbrook Group Practice	M89015	101	9	8.9	4.8 - 16.1	73	5	6.8	3.0 - 15.1
Park Surgery	M89011	71	7	9.9	4.9 - 19.0	51	5	9.8	4.3 - 21.0
Parkfield Medical Centre	M89001	39	8	20.5	10.8 - 35.5	28	6	21.4	10.2 - 39.5
Richmond Medical Centre	M89007	38	3	7.9	2.7 - 20.8	30	1	3.3	0.6 - 16.7
Solihull Healthcare & Walk-In-Centre	Y02568	41	10	24.4	13.8 - 39.3	27	3	11.1	3.9 - 28.1
St.Margarets Medical Practice	M89005	92	9	9.8	5.2 - 17.6	71	4	5.6	2.2 - 13.6
Tanworth Lane Surgery	M89020	78	10	12.8	7.1 - 22.0	64	6	9.4	4.4 - 19.0
The Blythe Practice	M89006	120	3	2.5	0.9 - 7.1	105	3	2.9	1.0 - 8.1
The Castle Practice	M89026	130	28	21.5	15.3 - 29.4	101	17	16.8	10.8 - 25.3
The Jacey Practice	M89601	122	3	2.5	0.8 - 7.0	87	1	1.1	0.2 - 6.2
The Village Surgery	M89609	29	0	0.0	0.0 - 11.7	24	0	-	-
Yew Tree Medical Centre	M89023	118	20	16.9	11.2 - 24.7	82	9	11.0	5.9 - 19.6

* Rates for practices with N<25 not calculated

Key Performance Indicators - Solihull CCG

Data Source: PEER, West Midlands Perinatal Institute (Data Period: 1 July 2009 - 4 January 2011)

KPI 3a: Prevalence of IUGR at birth KPI definitions and targets:
 KPI 5: Breastfeeding Initiation < 48 Hrs www.pi.nhs.uk/rpnm/lfH_KPI_Evidence_Targets.pdf
 NB: KPI 3b: Antenatal Detection of IUGR: Rates not shown by practice because of small numbers
 (CCG Average: 36.0% WM Average: 31.8%)



GP Practice Name	GP Practice Code	KPI 3a: Intrauterine Growth Restriction (IUGR) at birth (cust cent <10)				KPI 5: Breastfeeding Initiation < 48 Hrs			
		N	n	%	95% CI	N	n	%	95% CI
WEST MIDLANDS (2011/12 Average)				13.8	13.4 - 14.2			60.5	59.9 - 61.1
SOLIHULL CCG		2842	361	12.7	11.5 - 14.0	2446	1563	63.9	62.0 - 65.8
Arden Medical Centre	M89030	64	4	6.3	2.5 - 15.0	56	46	82.1	70.2 - 90.0
Arran Medical Centre	M89013	79	10	12.7	7.0 - 21.8	76	22	28.9	20.0 - 40.0
Balsall Common & Meriden Group Practice	M89016	91	11	12.1	6.9 - 20.4	81	67	82.7	73.1 - 89.4
Bernays & Whitehouse Group Practice	M89017	110	15	13.6	8.4 - 21.3	97	77	79.4	70.3 - 86.2
Blossomfield Surgery	M89606	43	7	16.3	8.1 - 30.0	33	20	60.6	43.7 - 75.3
Bosworth Medical Centre	M89008	165	27	16.4	11.5 - 22.8	144	57	39.6	32.0 - 47.7
Chester Road Surgery	M89602	46	6	13.0	6.1 - 25.7	38	10	26.3	15.0 - 42.0
Church Road Surgery	M85048	146	20	13.7	9.0 - 20.2	118	59	50.0	41.1 - 58.9
Coventry Road Practice	M89021	38	5	13.2	5.8 - 27.3	30	18	60.0	42.3 - 75.4
Craig Croft Medical Centre	M89012	83	12	14.5	8.5 - 23.6	72	23	31.9	22.3 - 43.4
Dorridge Surgery	M89010	154	18	11.7	7.5 - 17.7	136	120	88.2	81.7 - 92.6
Grafton Road Surgery	M89024	33	4	12.1	4.8 - 27.3	28	21	75.0	56.6 - 87.3
Green Lane Surgery	M89027	61	9	14.8	8.0 - 25.7	52	15	28.8	18.3 - 42.3
Hampton Surgery	M89608	48	8	16.7	8.7 - 29.6	40	34	85.0	70.9 - 92.9
Haslucks Surgery	M89004	89	12	13.5	7.9 - 22.1	73	54	74.0	62.9 - 82.7
Hobs Moat Medical Centre	M89019	122	14	11.5	7.0 - 18.3	96	70	72.9	63.3 - 80.8
Kingshurst Medical Practice	M89002	154	30	19.5	14.0 - 26.4	140	47	33.6	26.3 - 41.7
Manor House Lane Surgery	M89009	126	17	13.5	8.6 - 20.5	110	64	58.2	48.8 - 67.0
Meadowside Family Health Centre	M89003	101	11	10.9	6.2 - 18.5	88	50	56.8	46.4 - 66.7
Monkspath Surgery	M89028	137	13	9.5	5.6 - 15.6	114	99	86.8	79.4 - 91.9
Northbrook Group Practice	M89015	99	9	9.1	4.9 - 16.4	78	55	70.5	59.6 - 79.5
Park Surgery	M89011	67	6	9.0	4.2 - 18.2	59	49	83.1	71.5 - 90.5
Parkfield Medical Centre	M89001	40	3	7.5	2.6 - 19.9	35	19	54.3	38.2 - 69.5
Richmond Medical Centre	M89007	37	4	10.8	4.3 - 24.7	31	21	67.7	50.1 - 81.4
Solihull Healthcare & Walk-In-Centre	Y02568	40	5	12.5	5.5 - 26.1	34	22	64.7	47.9 - 78.5
St.Margarets Medical Practice	M89005	89	13	14.6	8.7 - 23.4	75	59	78.7	68.1 - 86.4
Tanworth Lane Surgery	M89020	77	10	13.0	7.2 - 22.3	72	49	68.1	56.6 - 77.7
The Blythe Practice	M89006	116	11	9.5	5.4 - 16.2	103	95	92.2	85.4 - 96.0
The Castle Practice	M89026	128	23	18.0	12.3 - 25.5	114	60	52.6	43.5 - 61.6
The Jacey Practice	M89601	119	8	6.7	3.4 - 12.7	96	70	72.9	63.3 - 80.8
The Village Surgery	M89609	29	2	6.9	1.9 - 22.0	26	20	76.9	57.9 - 89.0
Yew Tree Medical Centre	M89023	111	14	12.6	7.7 - 20.1	101	71	70.3	60.8 - 78.3

* Rates for practices with N<25 not calculated

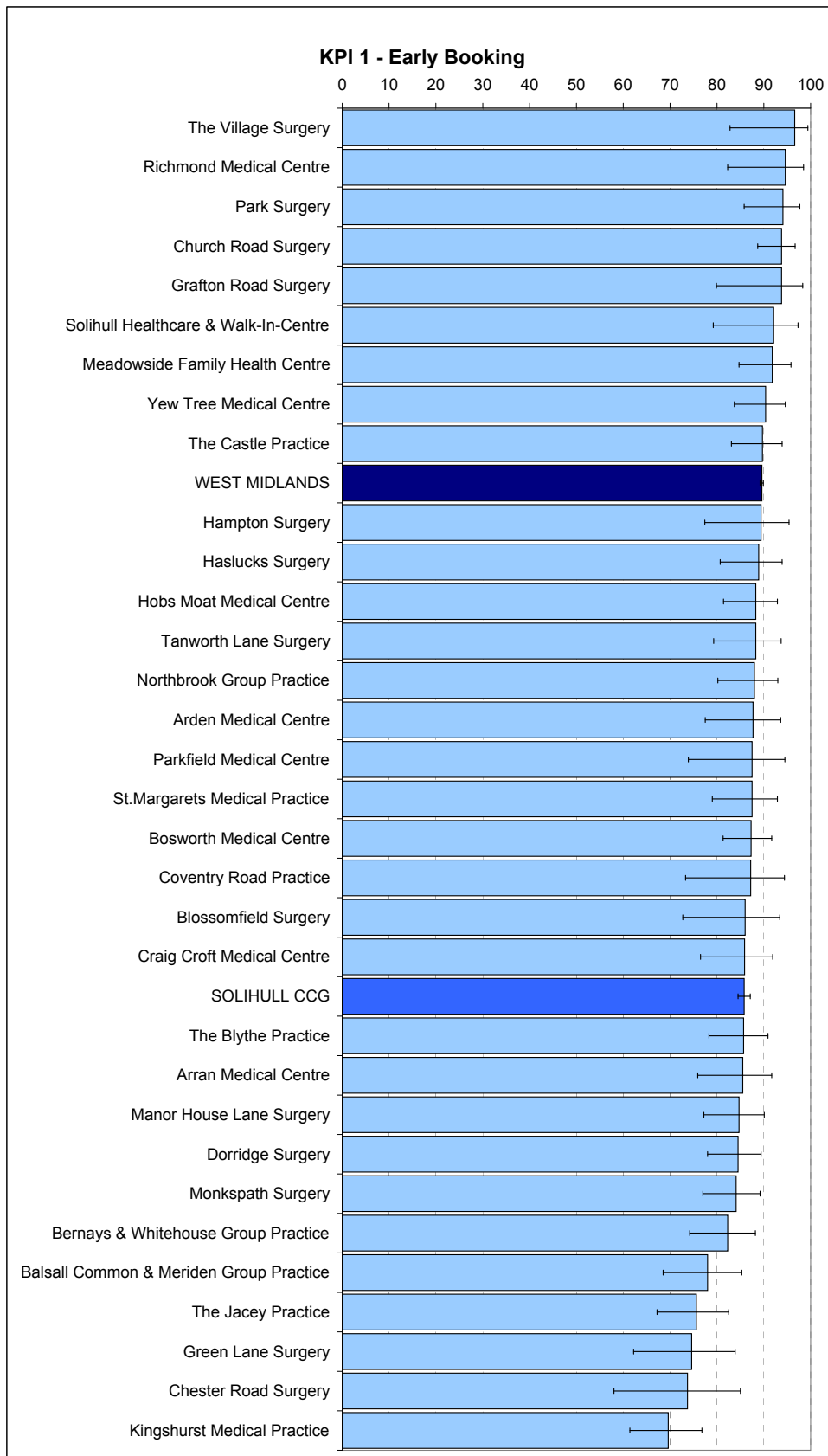
Key Performance Indicators - Solihull CCG

Data Source: PEER, West Midlands Perinatal Institute
 Data Period: 1 July 2009 - 4 January 2011



KPI 1: Early Booking
 KPI 2: Continuity of Carer

KPI definitions and targets:
www.pi.nhs.uk/rpnm/lfh_KPI_Evidence_Targets.pdf



* Rates not displayed for practices with N<25

Key Performance Indicators - Solihull CCG

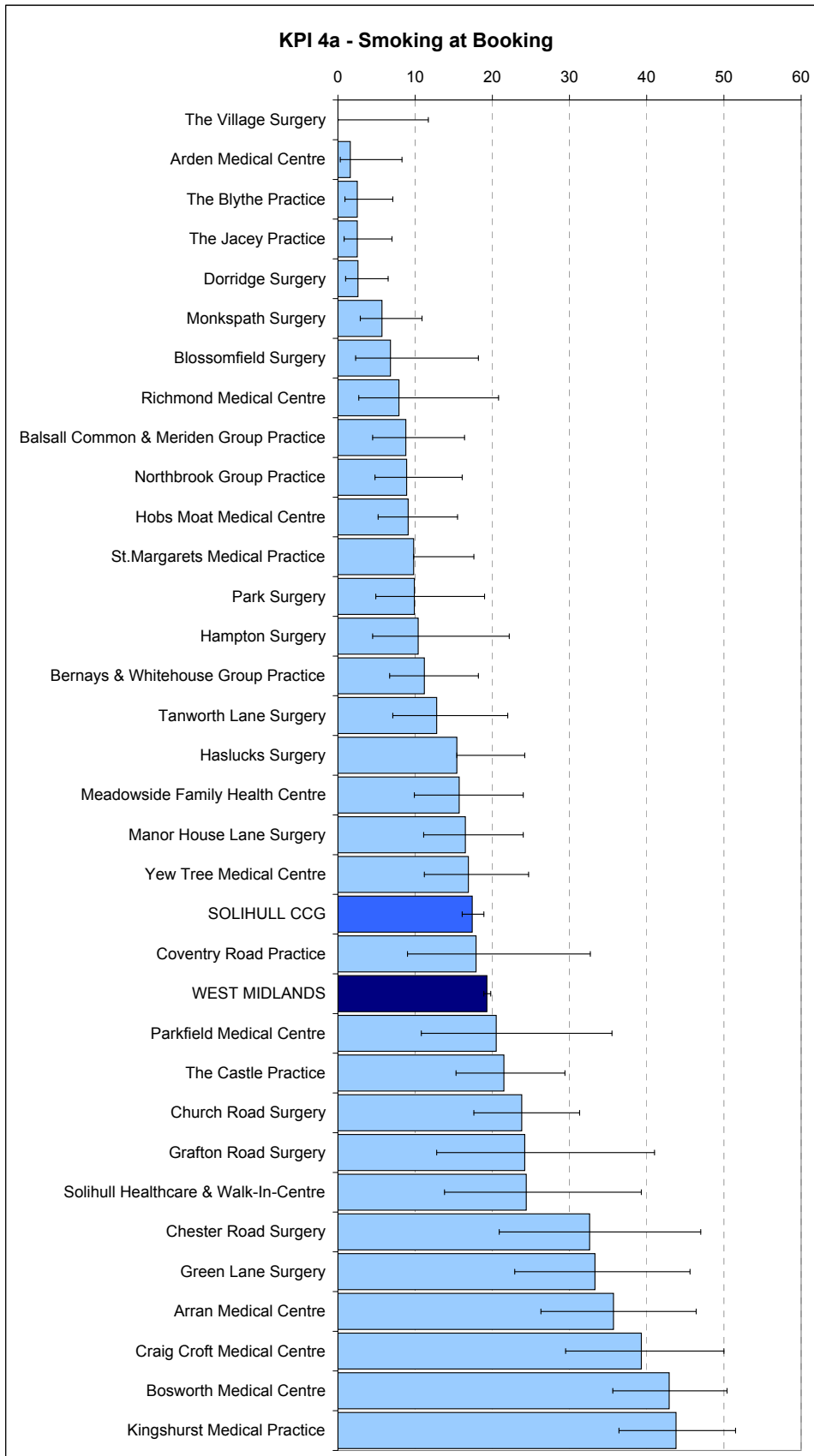
Data Source: PEER, West Midlands Perinatal Institute
 Data Period: 1 July 2009 - 4 January 2011



KPI 4a - Smoking at Booking
 KPI 4b: Smoking at Delivery

KPI definitions and targets:
www.pi.nhs.uk/rpnm/lfh/KPI_Evidence_Targets.pdf

NB: KPI 4c: Smoking Cessation: Rates not shown by practice due to small numbers
 (CCG Average: 24.1% WM Average: 27.1%)



* Rates not displayed for practices with N<25

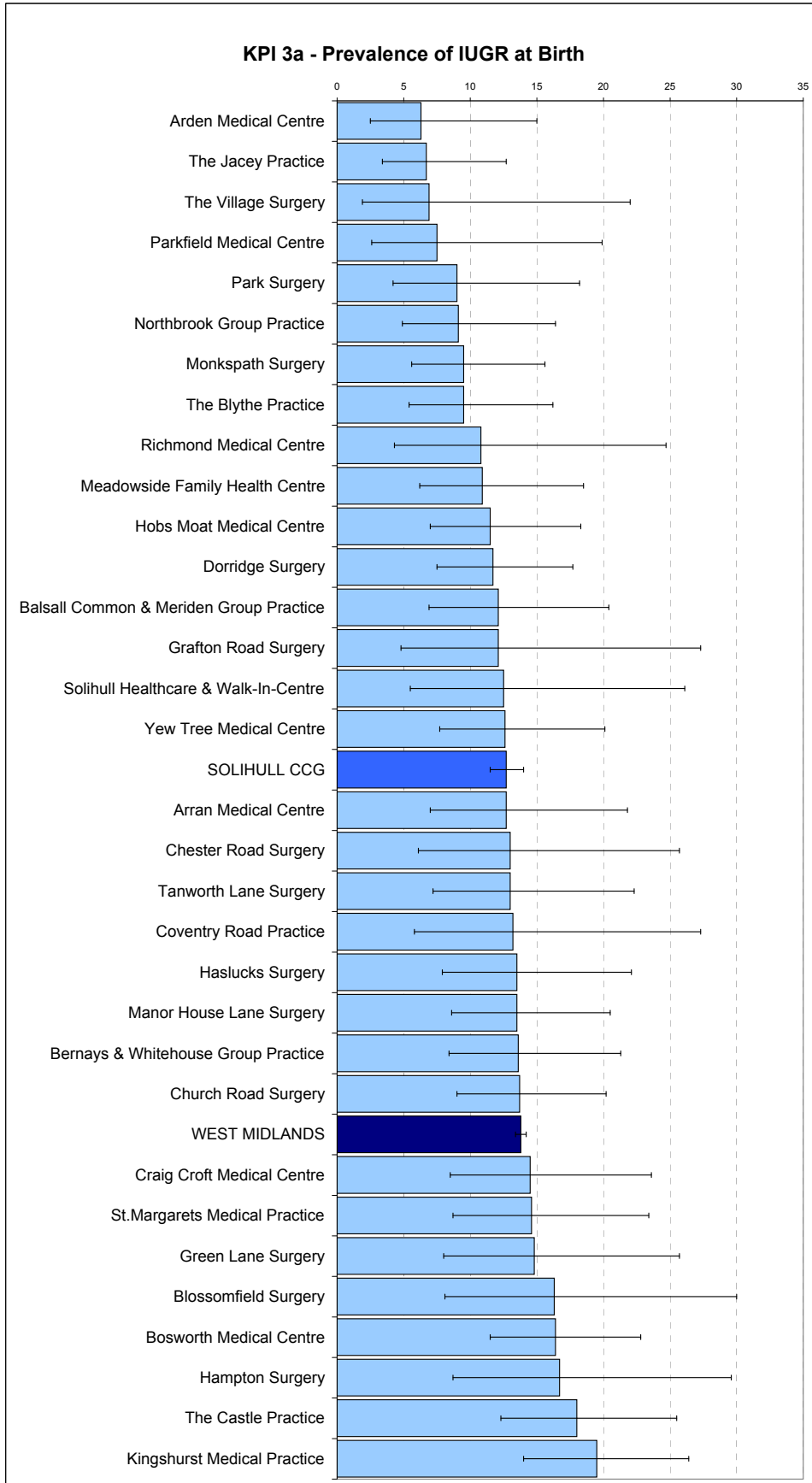
Key Performance Indicators - Solihull CCG

Data Source: PEER, West Midlands Perinatal Institute
 Data Period: 1 July 2009 - 4 January 2011



KPI 3a: Prevalence of IUGR at birth
 KPI 5: Breastfeeding Initiation < 48 Hrs
 NB: KPI 3b: Antenatal Detection of IUGR: Rates not shown by practice due to small numbers
 (CCG Average: 36.0% WM Average: 31.8%)

KPI definitions and targets:
www.pi.nhs.uk/rpnm/lfh_KPI_Evidence_Targets.pdf



* Rates not displayed for practices with N<25

Key Performance Indicators - Solihull CCG

Data Source: PEER, West Midlands Perinatal Institute

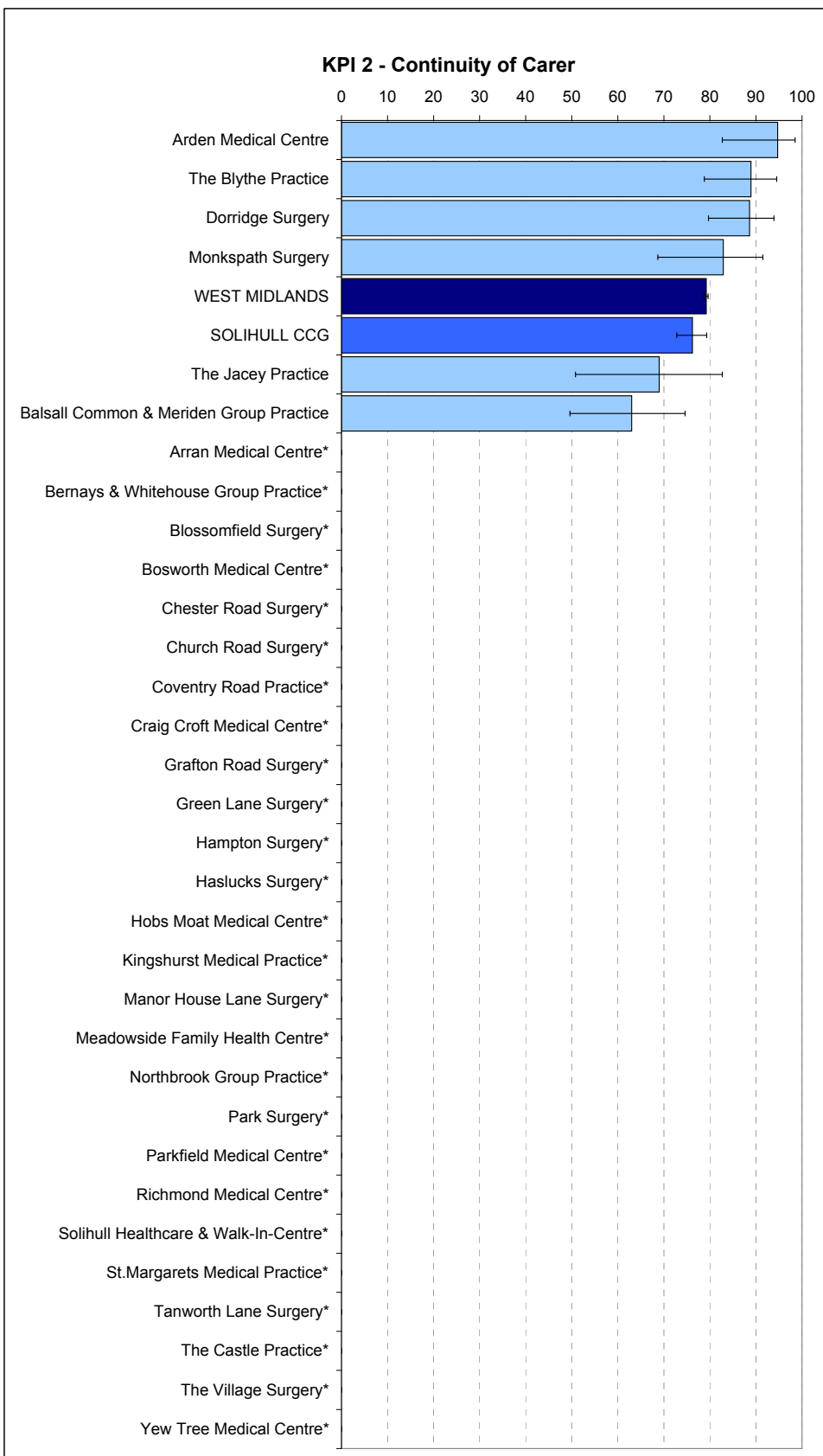
Data Period: 1 July 2009 - 4 January 2011

KPI 1: Early Booking

KPI 2: Continuity of Carer

KPI definitions and targets:

www.pi.nhs.uk/rpnm/lfH_KPI_Evidence_Targets.pdf



* Rates not displayed for practices with N < 25

Key Performance Indicators - Solihull CCG

Data Source: PEER, West Midlands Perinatal Institute

Data Period: 1 July 2009 - 4 January 2011

KPI 4a - Smoking at Booking

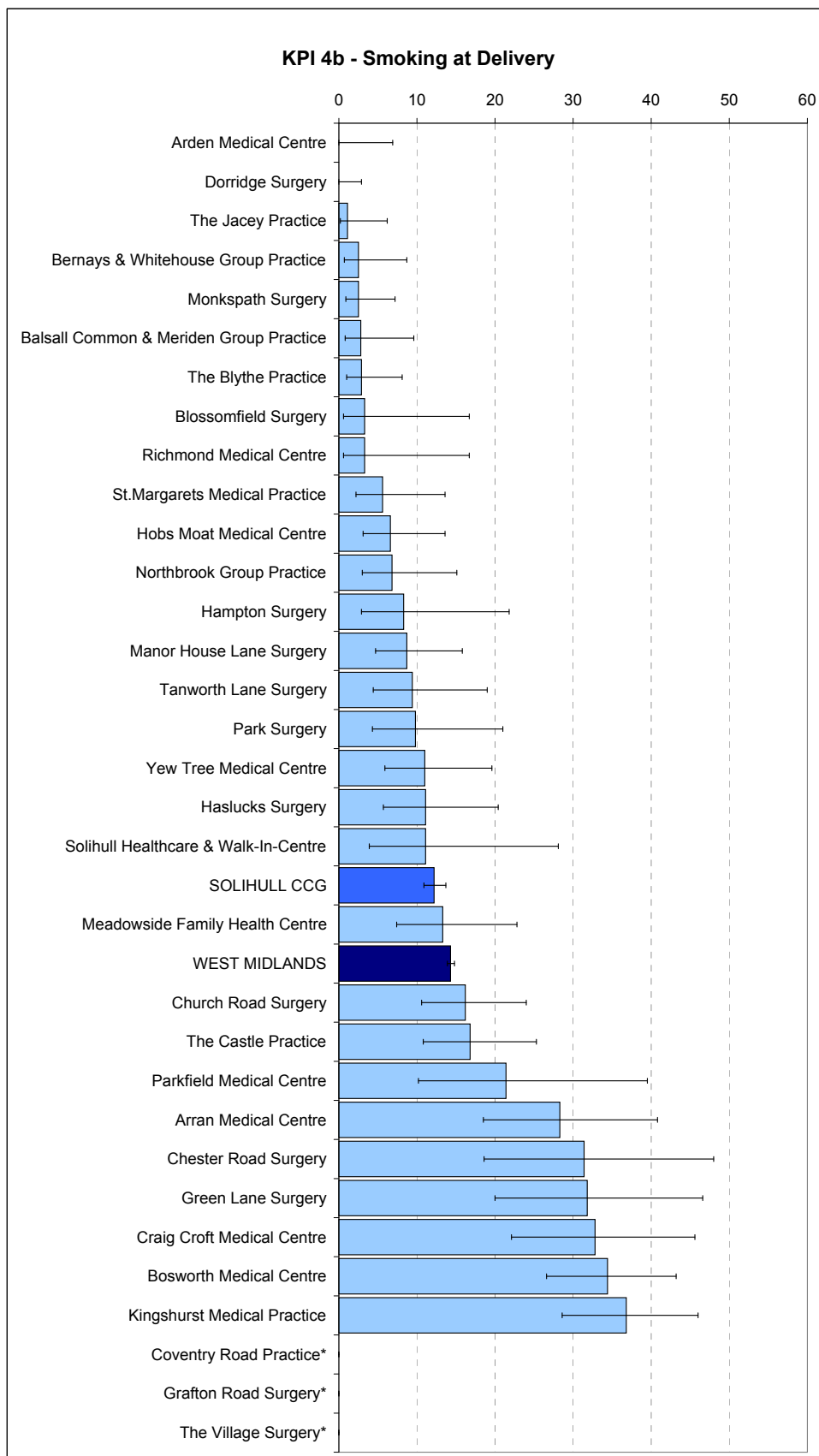
KPI 4b: Smoking at Delivery

NB: KPI 4c: Smoking Cessation: Rates not shown by practice due to small numbers

(CCG Average: 24.1% WM Average: 27.1%)

KPI definitions and targets:

www.pi.nhs.uk/rpnm/lfh_KPI_Evidence_Targets.pdf



* Rates not displayed for practices with N<25

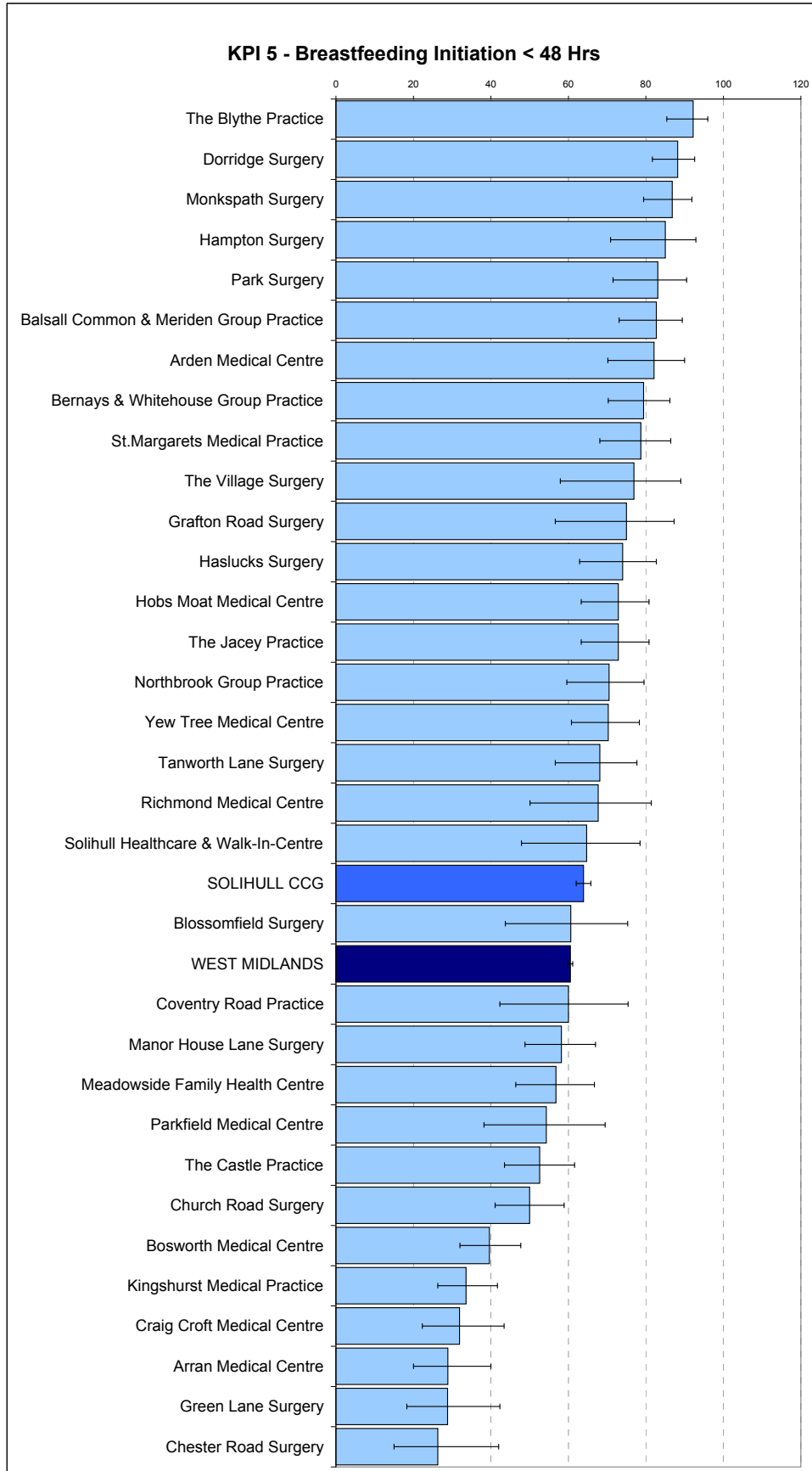
Key Performance Indicators - Solihull CCG

Data Source: PEER, West Midlands Perinatal Institute
 Data Period: 1 July 2009 - 4 January 2011



KPI 3a: Prevalence of IUGR at birth
 KPI 5: Breastfeeding Initiation < 48 Hrs
 NB: KPI 3b: Antenatal Detection of IUGR: Rates not shown by practice due to small numbers
 (CCG Average: 36.0% WM Average: 31.8%)

KPI definitions and targets:
www.pi.nhs.uk/rpm/lfh/KPI_Evidence_Targets.pdf



* Rates not displayed for practices with N<25