

Key Performance Indicators - South East Staffs and Seisdon Peninsular CCG

Data Source: PEER, West Midlands Perinatal Institute (Data Period: 1 July 2009 - 15 August 2012)

KPI 1: Early Booking

KPI 2: Continuity of Carer

KPI definitions and targets:

www.pi.nhs.uk/rpnm/lfh_KPI_Evidence_Targets.pdf



GP Practice Name	GP Practice Code	KPI 1a: Completed Assessment < 13 Weeks				KPI 2: Continuity of Carer ^a			
		N	n	%	95% CI	N	n	%	95% CI
WEST MIDLANDS (2011/12 Average)				89.6	89.2 - 89.9			79.2	78.7 - 79.6
SOUTH EAST STAFFS & SEISDON PENINSULAR CCG		4774	4294	89.9	89.1 - 90.8	2427	2022	83.3	81.8 - 84.7
Anchor Medical Practice	M83043	59	48	81.4	69.6 - 89.3	28	23	82.1	64.4 - 92.1
Bilbrook	M83097	119	108	90.8	84.2 - 94.8	24	22	-	-
Burntwood Health & Wellbeing Centre	Y02414	81	73	90.1	81.7 - 94.9	53	50	94.3	84.6 - 98.1
Chasetown Medical Centre	M83144	42	37	88.1	75.0 - 94.8	25	23	92.0	75.0 - 97.8
Claverley	M83125	25	16	64.0	44.5 - 79.8	11	7	-	-
Cloisters Medical Pract.	M83078	187	170	90.9	85.9 - 94.2	103	69	67.0	57.4 - 75.3
Crown Medical Practice	M83117	127	123	96.9	92.2 - 98.8	63	49	77.8	66.1 - 86.3
Dale Medical Centre	M83093	128	117	91.4	85.3 - 95.1	61	43	70.5	58.1 - 80.4
Dr Ahmad'S Surgery	M83115	30	29	96.7	83.3 - 99.4	19	19	-	-
Dr Khare'S Surgery	M83113	107	90	84.1	76.0 - 89.8	49	37	75.5	61.9 - 85.4
Dr Vije'S Surgery	M83706	32	31	96.9	84.3 - 99.4	14	11	-	-
Dr Yannamani'S Surgery	M83705	49	42	85.7	73.3 - 92.9	28	15	53.6	35.8 - 70.5
Fazeley Surgery	M83733	133	119	89.5	83.1 - 93.6	61	46	75.4	63.3 - 84.5
Featherstone	M83715	73	66	90.4	81.5 - 95.3	22	14	-	-
Fulfen Practice	M83692	191	176	92.1	87.4 - 95.2	112	109	97.3	92.4 - 99.1
Gravel Hill	M83018	130	120	92.3	86.4 - 95.8	74	71	95.9	88.7 - 98.6
Heathview Medical Centre	M83110	58	48	82.8	71.1 - 90.4	28	24	85.7	68.5 - 94.3
Hollies Practice	M83088	282	263	93.3	89.7 - 95.6	136	132	97.1	92.7 - 98.9
Lakeside	M83132	110	86	78.2	69.6 - 84.9	27	26	96.3	81.7 - 99.3
Laurel House Surgery	M83062	261	238	91.2	87.1 - 94.1	140	120	85.7	79.0 - 90.6
Moss Grove Surgery Kinver	M83041	190	166	87.4	81.9 - 91.4	72	63	87.5	77.9 - 93.3
Riverside Surgery	M83111	42	37	88.1	75.0 - 94.8	23	18	-	-
Russell House	M83031	72	63	87.5	77.9 - 93.3	15	13	-	-
Salters Meadow Health Ctr	M83072	248	218	87.9	83.3 - 91.4	144	121	84.0	77.2 - 89.1
Springhill Medical Centre	M83732	70	62	88.6	79.0 - 94.1	38	36	94.7	82.7 - 98.5
Tamar	M83668	48	40	83.3	70.4 - 91.3	17	15	-	-
The Aldergate Med.Pract.	M83032	314	285	90.8	87.1 - 93.5	165	138	83.6	77.2 - 88.5
The Langton Medical Group	M83030	229	201	87.8	82.9 - 91.4	126	110	87.3	80.4 - 92.0
The Peel Medical Practice	M83148	365	338	92.6	89.5 - 94.9	212	166	78.3	72.3 - 83.3
The Spires Practice	M83617	156	137	87.8	81.8 - 92.1	82	79	96.3	89.8 - 98.7
The Westgate Practice	M83006	513	483	94.2	91.8 - 95.9	294	257	87.4	83.1 - 90.7
Tri-Links Medical Practice	M83693	107	90	84.1	76.0 - 89.8	60	39	65.0	52.4 - 75.8
Wilnecote Surgery	M83064	196	174	88.8	83.6 - 92.5	101	57	56.4	46.7 - 65.7

* Rates for practices with N<25 not calculated

^a From Sept. 2010 only, with definition of 'continuity' including 2 midwives

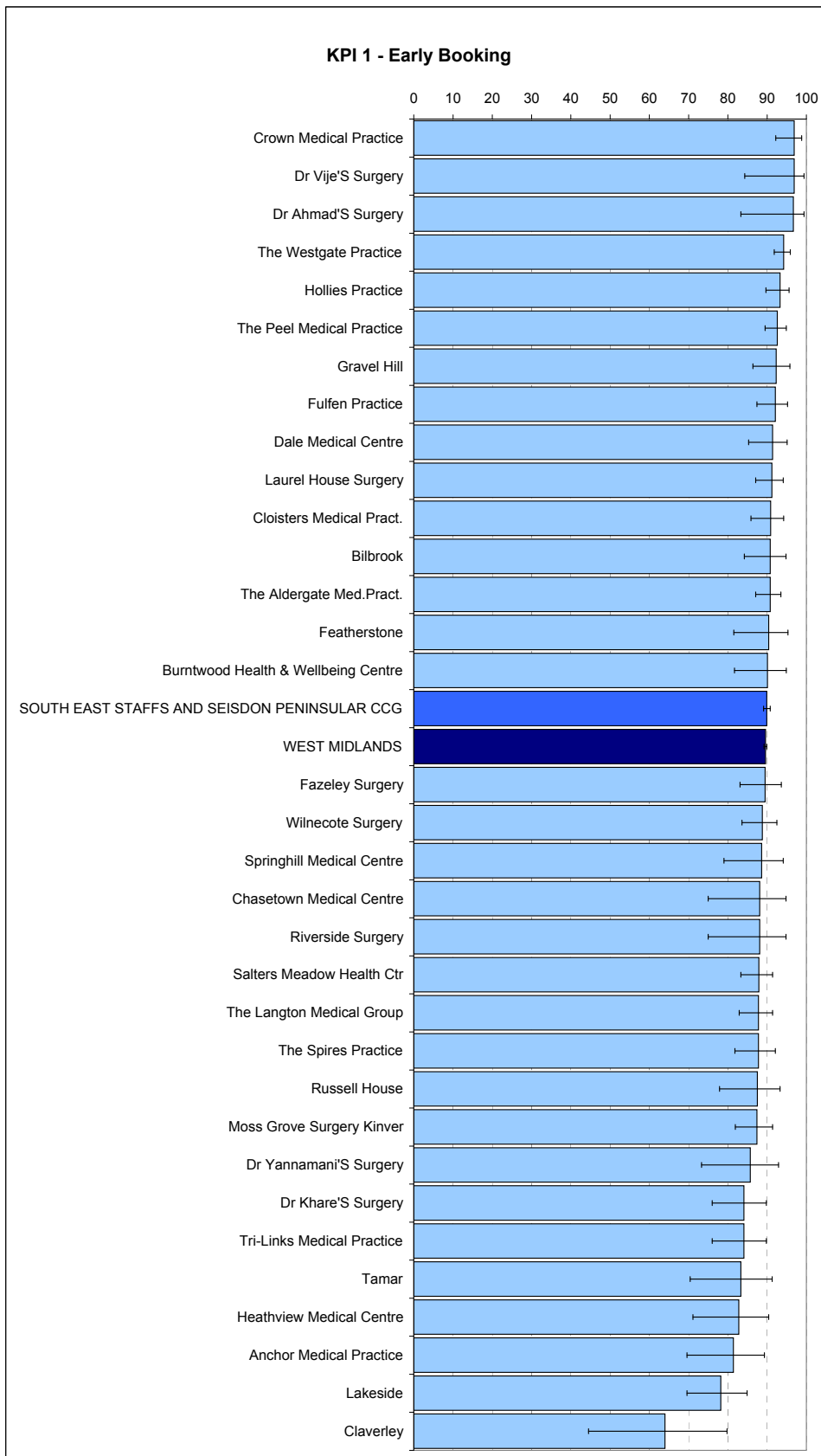
Key Performance Indicators - South East Staffs and Seisdon Peninsular CCG

Data Source: PEER, West Midlands Perinatal Institute
 Data Period: 1 July 2009 - 15 August 2012



KPI 1: Early Booking
 KPI 2: Continuity of Carer

KPI definitions and targets:
www.pi.nhs.uk/rpnm/lfh_KPI_Evidence_Targets.pdf



* Rates not displayed for practices with N<25

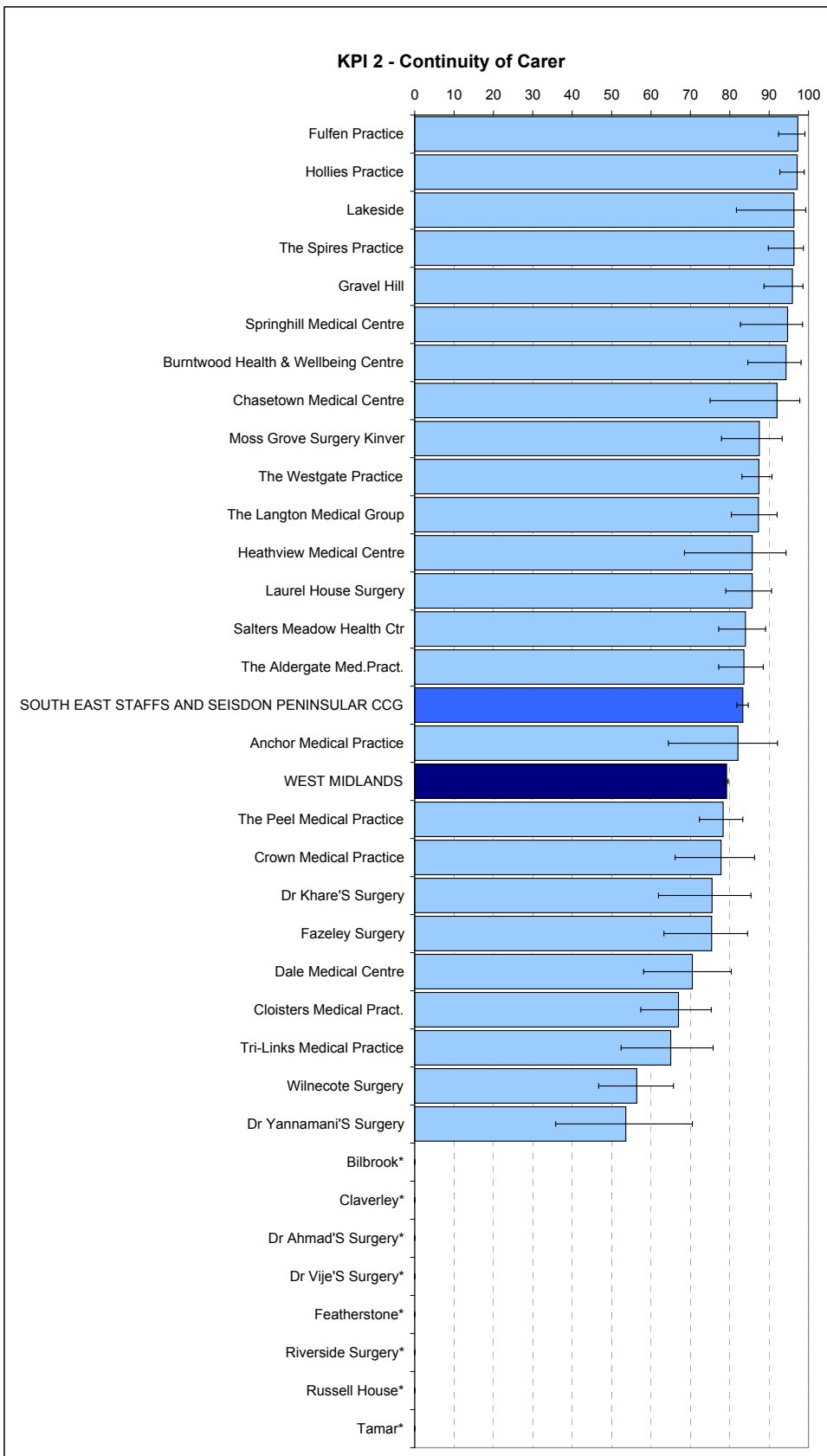
Key Performance Indicators - South East Staffs and Seisdon Peninsular CCG

Data Source: PEER, West Midlands Perinatal Institute
 Data Period: 1 July 2009 - 15 August 2012



KPI 1: Early Booking
 KPI 2: Continuity of Carer

KPI definitions and targets:
www.pi.nhs.uk/rpnm/lfh_KPI_Evidence_Targets.pdf



* Rates not displayed for practices with N<25

Key Performance Indicators - South East Staffs and Seisdon Peninsular CCG

Data Source: PEER, West Midlands Perinatal Institute (Data Period: 1 July 2009 - 15 August 2012)

KPI 4a - Smoking at Booking

KPI 4b: Smoking at Delivery

NB: KPI 4c: Smoking Cessation: Rates not shown by practice because of small numbers

(CCG Average: 33.1% WM Average: 27.1%)

KPI definitions and targets:

www.pi.nhs.uk/rpnm/lfh/KPI_Evidence_Targets.pdf



GP Practice Name	GP Practice Code	KPI 4a: Smoking at Booking				KPI 4b: Smoking at Delivery			
		N	n	%	95% CI	N	n	%	95% CI
WEST MIDLANDS (2011/12 Average)				19.3	18.9 - 19.8			14.3	13.9 - 14.8
SOUTH EAST STAFFS & SEISDON PENINSULAR CCG		4851	891	18.4	17.3 - 19.5	4608	572	12.4	11.5 - 13.4
Anchor Medical Practice	M83043	58	20	34.5	23.6 - 47.3	50	11	22.0	12.8 - 35.2
Bilbrook	M83097	120	13	10.8	6.4 - 17.7	120	10	8.3	4.6 - 14.7
Burntwood Health & Wellbeing Centre	Y02414	81	15	18.5	11.6 - 28.3	81	5	6.2	2.7 - 13.6
Chasetown Medical Centre	M83144	43	9	20.9	11.4 - 35.2	43	3	7.0	2.4 - 18.6
Claverley	M83125	29	1	3.4	0.6 - 17.2	30	2	6.7	1.8 - 21.3
Cloisters Medical Pract.	M83078	191	18	9.4	6.0 - 14.4	190	12	6.3	3.6 - 10.7
Crown Medical Practice	M83117	127	36	28.3	21.2 - 36.7	105	22	21.0	14.3 - 29.7
Dale Medical Centre	M83093	131	26	19.8	13.9 - 27.5	131	16	12.2	7.7 - 18.9
Dr Ahmad'S Surgery	M83115	31	2	6.5	1.8 - 20.7	32	2	6.3	1.7 - 20.1
Dr Khare'S Surgery	M83113	109	36	33.0	24.9 - 42.3	98	26	26.5	18.8 - 36.0
Dr Vije'S Surgery	M83706	33	8	24.2	12.8 - 41.0	28	5	17.9	7.9 - 35.6
Dr Yannamani'S Surgery	M83705	54	20	37.0	25.4 - 50.4	45	8	17.8	9.3 - 31.3
Fazeley Surgery	M83733	136	32	23.5	17.2 - 31.3	117	22	18.8	12.8 - 26.8
Featherstone	M83715	73	17	23.3	15.1 - 34.2	68	12	17.6	10.4 - 28.4
Fulfen Practice	M83692	193	24	12.4	8.5 - 17.8	189	15	7.9	4.9 - 12.7
Gravel Hill	M83018	129	22	17.1	11.5 - 24.5	124	12	9.7	5.6 - 16.2
Heathview Medical Centre	M83110	58	15	25.9	16.3 - 38.4	49	9	18.4	10.0 - 31.4
Hollies Practice	M83088	281	52	18.5	14.4 - 23.5	256	32	12.5	9.0 - 17.1
Lakeside	M83132	111	15	13.5	8.4 - 21.1	109	17	15.6	10.0 - 23.6
Laurel House Surgery	M83062	276	55	19.9	15.6 - 25.0	246	34	13.8	10.1 - 18.7
Moss Grove Surgery Kinver	M83041	192	28	14.6	10.3 - 20.3	188	18	9.6	6.1 - 14.6
Riverside Surgery	M83111	41	16	39.0	25.7 - 54.3	39	11	28.2	16.5 - 43.8
Russell House	M83031	72	13	18.1	10.9 - 28.5	71	10	14.1	7.8 - 24.0
Salterns Meadow Health Ctr	M83072	250	43	17.2	13.0 - 22.4	242	30	12.4	8.8 - 17.1
Springhill Medical Centre	M83732	72	17	23.6	15.3 - 34.6	69	11	15.9	9.1 - 26.3
Tamar	M83668	53	6	11.3	5.3 - 22.6	55	6	10.9	5.1 - 21.8
The Aldergate Med.Pract.	M83032	317	59	18.6	14.7 - 23.3	293	36	12.3	9.0 - 16.5
The Langton Medical Group	M83030	235	49	20.9	16.1 - 26.5	236	28	11.9	8.3 - 16.6
The Peel Medical Practice	M83148	381	87	22.8	18.9 - 27.3	358	57	15.9	12.5 - 20.1
The Spires Practice	M83617	155	42	27.1	20.7 - 34.6	154	28	18.2	12.9 - 25.0
The Westgate Practice	M83006	514	50	9.7	7.5 - 12.6	512	38	7.4	5.5 - 10.0
Tri-Links Medical Practice	M83693	108	19	17.6	11.6 - 25.8	101	9	8.9	4.8 - 16.1
Wilnecote Surgery	M83064	197	26	13.2	9.2 - 18.6	179	15	8.4	5.1 - 13.4

* Rates for practices with N<25 not calculated

Key Performance Indicators - South East Staffs and Seisdon Peninsular CCG

Data Source: PEER, West Midlands Perinatal Institute

Data Period: 1 July 2009 - 15 August 2012

KPI 4a - Smoking at Booking

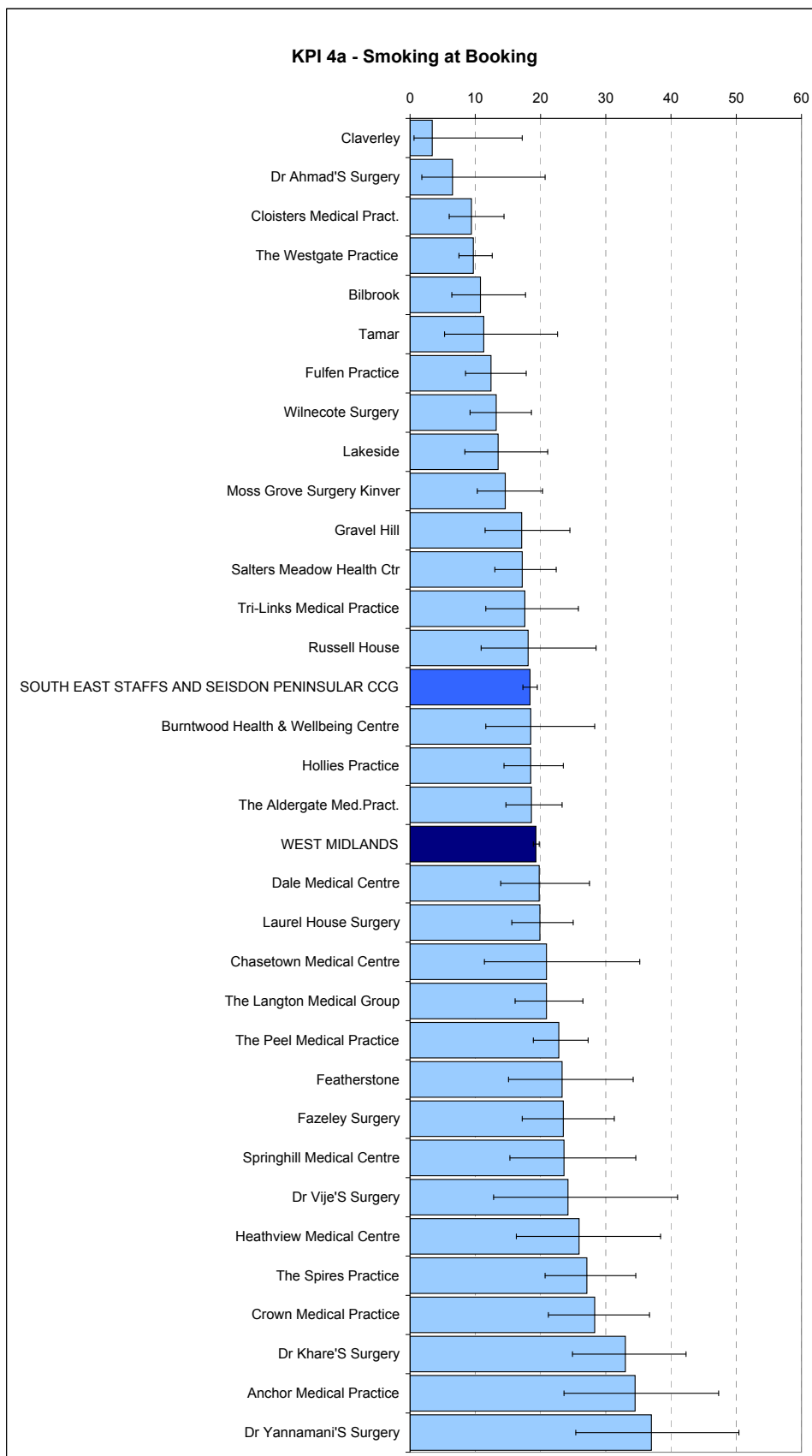
KPI 4b: Smoking at Delivery

NB: KPI 4c: Smoking Cessation: Rates not shown by practice due to small numbers

(CCG Average: 33.1% WM Average: 27.1%)

KPI definitions and targets:

www.pi.nhs.uk/rpnm/lfh/KPI_Evidence_Targets.pdf



* Rates not displayed for practices with N<25

Key Performance Indicators - South East Staffs and Seisdon Peninsular CCG

Data Source: PEER, West Midlands Perinatal Institute

Data Period: 1 July 2009 - 15 August 2012

KPI 4a - Smoking at Booking

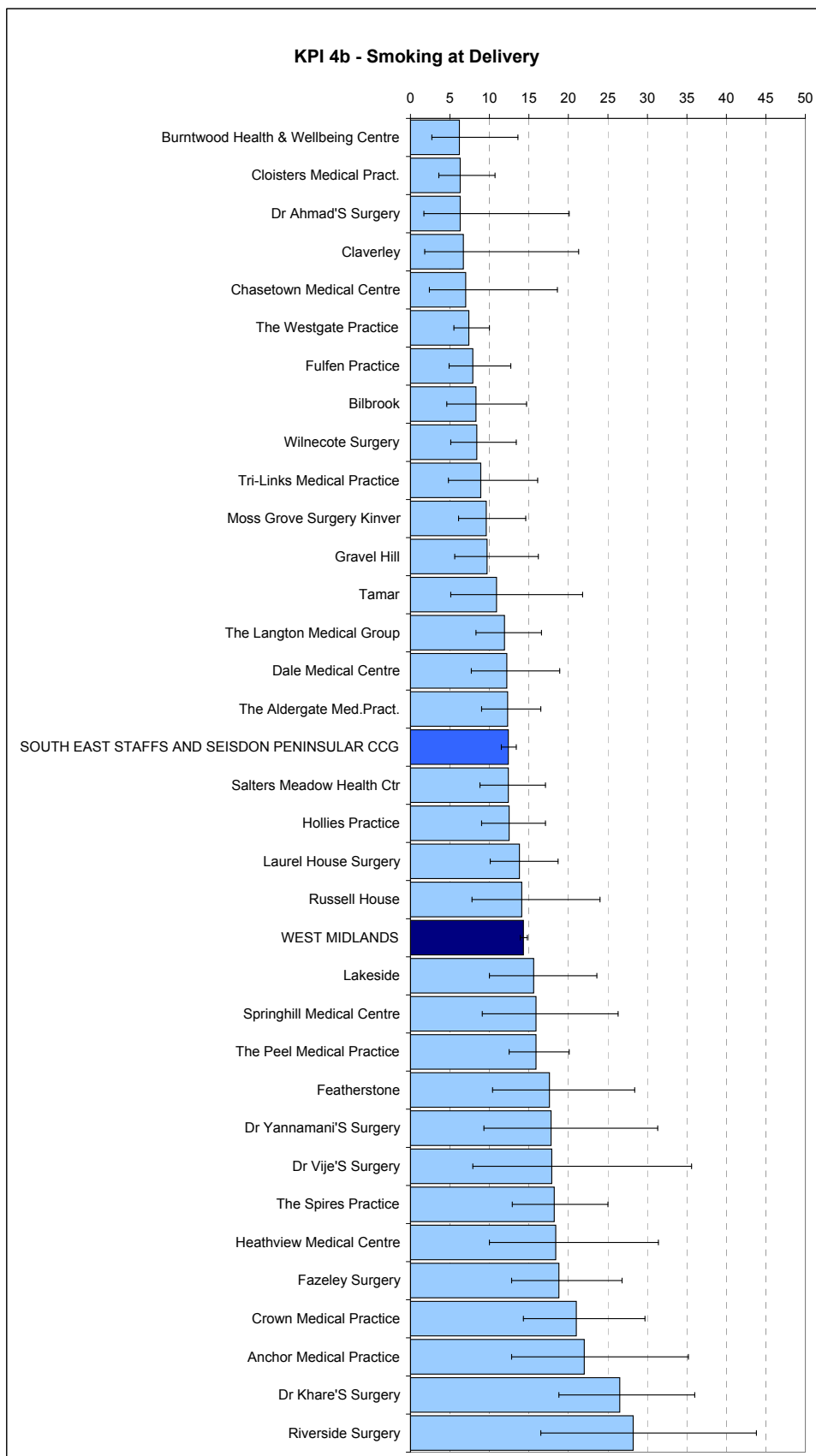
KPI 4b: Smoking at Delivery

NB: KPI 4c: Smoking Cessation: Rates not shown by practice due to small numbers

(CCG Average: 33.1% WM Average: 27.1%)

KPI definitions and targets:

www.pi.nhs.uk/rpnm/lfh/KPI_Evidence_Targets.pdf



* Rates not displayed for practices with N<25

Key Performance Indicators - South East Staffs and Seisdon Peninsular CCG

Data Source: PEER, West Midlands Perinatal Institute (Data Period: 1 July 2009 - 15 August 2012)

KPI 3a: Prevalence of IUGR at birth

KPI definitions and targets:

KPI 5: Breastfeeding Initiation < 48 Hrs

www.pi.nhs.uk/rpnm/lfh_KPI_Evidence_Targets.pdf

NB: KPI 3b: Antenatal Detection of IUGR: Rates not shown by practice because of small numbers

(CCG Average: 32.8% WM Average: 31.8%)



GP Practice Name	GP Practice Code	KPI 3a: Intrauterine Growth Restriction (IUGR) at birth (cust cent <10)				KPI 5: Breastfeeding Initiation < 48 Hrs			
		N	n	%	95% CI	N	n	%	95% CI
WEST MIDLANDS (2011/12 Average)				13.8	13.4 - 14.2			60.5	59.9 - 61.1
SOUTH EAST STAFFS & SEISDON PENINSULAR CCG		4709	609	12.9	12.0 - 13.9	4131	2385	57.7	56.2 - 59.2
Anchor Medical Practice	M83043	58	7	12.1	6.0 - 22.9	50	23	46.0	33.0 - 59.6
Bilbrook	M83097	114	16	14.0	8.8 - 21.6	111	73	65.8	56.5 - 73.9
Burntwood Health & Wellbeing Centre	Y02414	80	7	8.8	4.3 - 17.0	79	42	53.2	42.3 - 63.8
Chasetown Medical Centre	M83144	43	4	9.3	3.7 - 21.6	39	21	53.8	38.6 - 68.4
Claverley	M83125	27	5	18.5	8.2 - 36.7	27	17	63.0	44.2 - 78.5
Cloisters Medical Pract.	M83078	185	18	9.7	6.2 - 14.9	158	114	72.2	64.7 - 78.6
Crown Medical Practice	M83117	125	18	14.4	9.3 - 21.6	107	52	48.6	39.3 - 58.0
Dale Medical Centre	M83093	125	26	20.8	14.6 - 28.7	111	66	59.5	50.2 - 68.1
Dr Ahmad'S Surgery	M83115	29	6	20.7	9.8 - 38.4	28	12	42.9	26.5 - 60.9
Dr Khare'S Surgery	M83113	105	13	12.4	7.4 - 20.0	90	41	45.6	35.7 - 55.8
Dr Vije'S Surgery	M83706	31	3	9.7	3.3 - 24.9	24	11	-	-
Dr Yannamani'S Surgery	M83705	54	9	16.7	9.0 - 28.7	46	18	39.1	26.4 - 53.5
Fazeley Surgery	M83733	130	10	7.7	4.2 - 13.6	116	55	47.4	38.6 - 56.4
Featherstone	M83715	64	10	15.6	8.7 - 26.4	64	39	60.9	48.7 - 71.9
Fulfen Practice	M83692	189	23	12.2	8.2 - 17.6	152	96	63.2	55.3 - 70.4
Gravel Hill	M83018	126	25	19.8	13.8 - 27.7	107	58	54.2	44.8 - 63.3
Heathview Medical Centre	M83110	57	5	8.8	3.8 - 18.9	49	15	30.6	19.5 - 44.5
Hollies Practice	M83088	279	39	14.0	10.4 - 18.5	238	139	58.4	52.1 - 64.5
Lakeside	M83132	102	16	15.7	9.9 - 24.0	101	59	58.4	48.7 - 67.5
Laurel House Surgery	M83062	269	36	13.4	9.8 - 18.0	228	125	54.8	48.3 - 61.2
Moss Grove Surgery Kinver	M83041	183	19	10.4	6.7 - 15.6	157	102	65.0	57.2 - 72.0
Riverside Surgery	M83111	42	4	9.5	3.8 - 22.1	32	10	31.3	18.0 - 48.6
Russell House	M83031	65	12	18.5	10.9 - 29.6	61	41	67.2	54.7 - 77.7
Salters Meadow Health Ctr	M83072	245	29	11.8	8.4 - 16.5	205	111	54.1	47.3 - 60.8
Springhill Medical Centre	M83732	69	12	17.4	10.2 - 28.0	63	27	42.9	31.4 - 55.1
Tamar	M83668	46	4	8.7	3.4 - 20.3	50	34	68.0	54.2 - 79.2
The Aldergate Med.Pract.	M83032	310	34	11.0	8.0 - 14.9	272	153	56.3	50.3 - 62.0
The Langton Medical Group	M83030	230	28	12.2	8.6 - 17.0	199	125	62.8	55.9 - 69.2
The Peel Medical Practice	M83148	375	53	14.1	11.0 - 18.0	329	173	52.6	47.2 - 57.9
The Spires Practice	M83617	146	22	15.1	10.2 - 21.8	145	86	59.3	51.2 - 67.0
The Westgate Practice	M83006	508	62	12.2	9.6 - 15.3	442	301	68.1	63.6 - 72.3
Tri-Links Medical Practice	M83693	108	14	13.0	7.9 - 20.6	86	51	59.3	48.7 - 69.1
Wilnecote Surgery	M83064	190	20	10.5	6.9 - 15.7	165	95	57.6	49.9 - 64.9

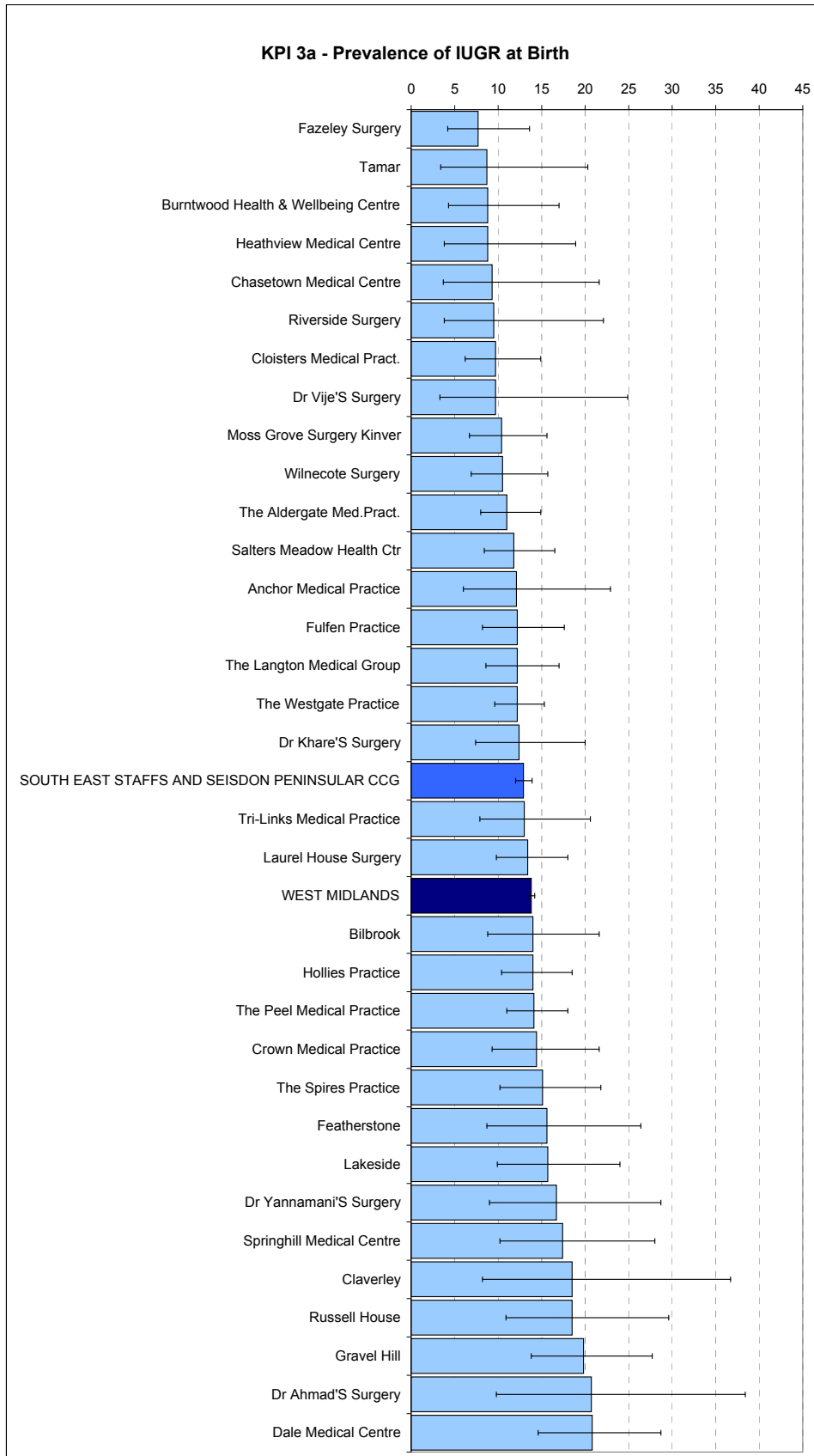
* Rates for practices with N<25 not calculated

Key Performance Indicators - South East Staffs and Seisdon Peninsular CCG

Data Source: PEER, West Midlands Perinatal Institute
 Data Period: 1 July 2009 - 15 August 2012



KPI 3a: Prevalence of IUGR at birth KPI definitions and targets:
 KPI 5: Breastfeeding Initiation < 48 Hrs www.pi.nhs.uk/rpnm/lfh/KPI_Evidence_Targets.pdf
 NB: KPI 3b: Antenatal Detection of IUGR: Rates not shown by practice due to small numbers
 (CCG Average: 32.8% WM Average: 31.8%)



* Rates not displayed for practices with N<25

Key Performance Indicators - South East Staffs and Seisdon Peninsular CCG

Data Source: PEER, West Midlands Perinatal Institute

Data Period: 1 July 2009 - 15 August 2012

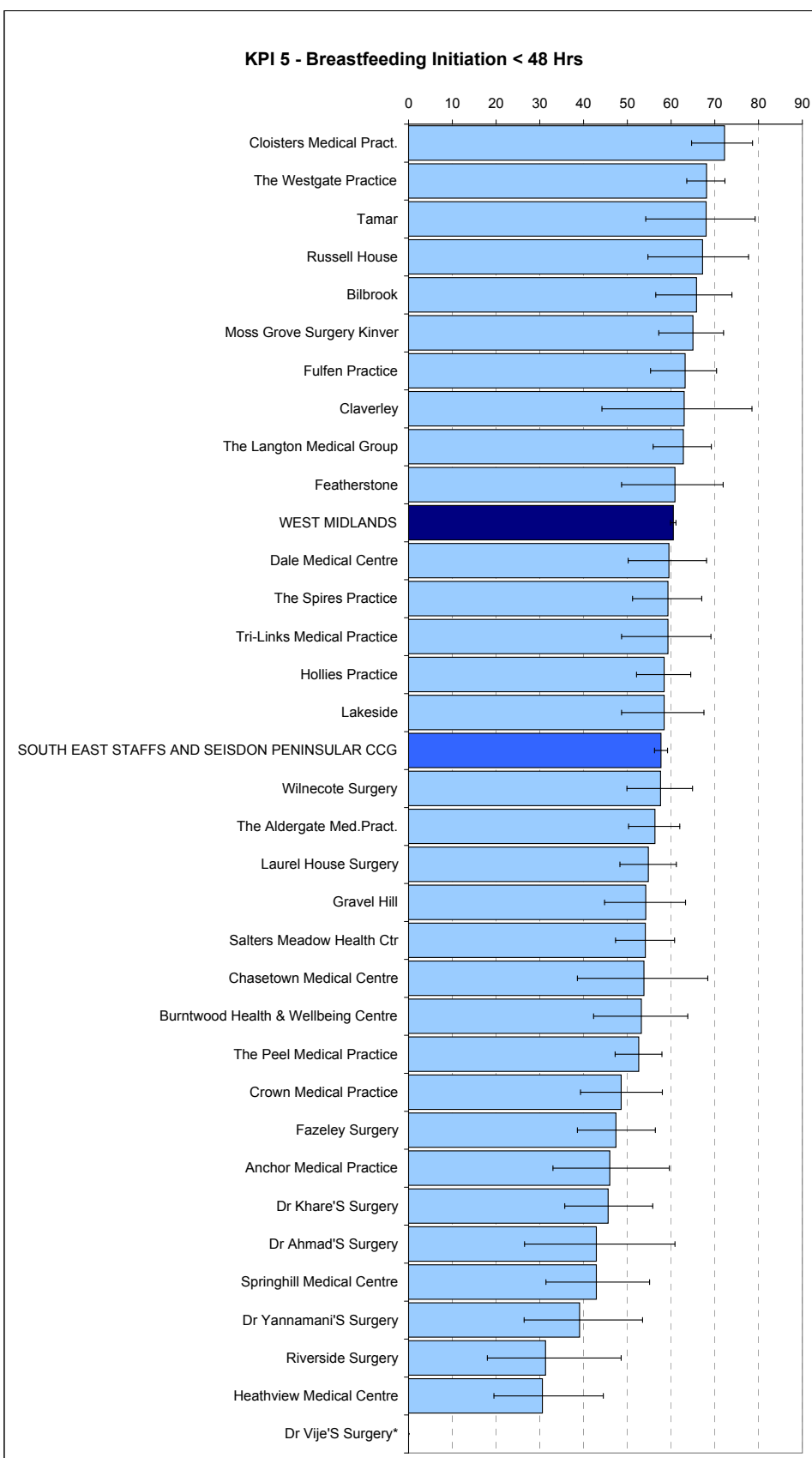
KPI 3a: Prevalence of IUGR at birth

KPI definitions and targets:

KPI 5: Breastfeeding Initiation < 48 Hrs

www.pi.nhs.uk/rpnm/lfh_KPI_Evidence_Targets.pdf

NB: KPI 3b: Antenatal Detection of IUGR: Rates not shown by practice due to small numbers
(CCG Average: 32.8% WM Average: 31.8%)



* Rates not displayed for practices with N<25