

Key Performance Indicators - South Warwickshire CCG

Data Source: PEER, West Midlands Perinatal Institute (Data Period: 1 July 2009 - 15 August 2012)

KPI 1: Early Booking
KPI 2: Continuity of Carer

KPI definitions and targets:
www.pi.nhs.uk/rpnm/lfh/KPI_Evidence_Targets.pdf



GP Practice Name	GP Practice Code	KPI 1a: Completed Assessment < 13 Weeks				KPI 2: Continuity of Carer ^a			
		N	n	%	95% CI	N	n	%	95% CI
WEST MIDLANDS (2011/12 Average)				89.6	89.2 - 89.9			79.2	78.7 - 79.6
SOUTH WARWICKSHIRE CCG		7259	6536	90.0	89.3 - 90.7	4469	3693	82.6	81.5 - 83.7
Abbey Medical Centre	M84036	338	316	93.5	90.3 - 95.7	207	201	97.1	93.8 - 98.7
Arden Medical Centre	M84617	60	57	95.0	86.3 - 98.3	34	22	64.7	47.9 - 78.5
Arrow Lodge Medical Centre	M84060	76	72	94.7	87.2 - 97.9	43	32	74.4	59.8 - 85.1
Avonside Health Centre	M84010	316	293	92.7	89.3 - 95.1	184	159	86.4	80.7 - 90.6
Bidford Health Centre	M84018	208	184	88.5	83.4 - 92.1	112	92	82.1	74.0 - 88.1
Bridge House Medical Centre	M84014	233	216	92.7	88.6 - 95.4	143	118	82.5	75.5 - 87.9
Budbrooke Medical Centre	M84069	119	112	94.1	88.4 - 97.1	80	75	93.8	86.2 - 97.3
Cape Road Surgery	M84038	200	182	91.0	86.2 - 94.2	127	81	63.8	55.1 - 71.6
Castle Medical Centre	M84013	315	296	94.0	90.8 - 96.1	194	171	88.1	82.8 - 92.0
Clarendon Lodge Medical Centre	M84017	98	89	90.8	83.5 - 95.1	64	34	53.1	41.1 - 64.8
Croft Medical Centre	M84015	452	397	87.8	84.5 - 90.5	303	244	80.5	75.7 - 84.6
Cubbington Rd Surgery	M84029	216	189	87.5	82.4 - 91.3	125	111	88.8	82.1 - 93.2
Fenny Compton Surgery	M84009	71	65	91.5	82.8 - 96.1	44	31	70.5	55.8 - 81.8
Harbury Surgery	M84044	145	128	88.3	82.0 - 92.5	94	52	55.3	45.3 - 65.0
Hastings House Surgery	M84030	216	201	93.1	88.9 - 95.7	134	125	93.3	87.7 - 96.4
Henley-In-Arden Med Ctr	M84024	112	106	94.6	88.8 - 97.5	83	69	83.1	73.7 - 89.7
Kineton Surgery	M84062	119	108	90.8	84.2 - 94.8	79	72	91.1	82.8 - 95.6
Lapworth Surgery	M84620	21	19	*	*	19	18	*	*
Lisle Court Medical Ctr	M84603	162	136	84.0	77.5 - 88.8	99	89	89.9	82.4 - 94.4
Meon Medical Centre	M84066	117	101	86.3	78.9 - 91.4	77	76	98.7	93.0 - 99.8
Pool Medical Centre	M84002	70	55	78.6	67.6 - 86.6	24	16	*	*
Priory Medical Centre	M84028	502	452	90.0	87.1 - 92.4	309	270	87.4	83.2 - 90.6
Priory Road Health Centre	M84049	82	72	87.8	79.0 - 93.2	43	30	69.8	54.9 - 81.4
Rother House Medical Centre	M84021	333	293	88.0	84.1 - 91.1	207	127	61.4	54.6 - 67.7
Sherbourne Medical Centre	M84040	328	280	85.4	81.1 - 88.8	205	185	90.2	85.4 - 93.6
Shipston Medical Centre	M84025	159	127	79.9	73.0 - 85.4	84	64	76.2	66.1 - 84.0
Southam Surgery	M84026	228	203	89.0	84.3 - 92.5	148	101	68.2	60.4 - 75.2
Spa Medical Centre	M84059	163	143	87.7	81.8 - 91.9	101	84	83.2	74.7 - 89.2
St Wulfstan Surgery	M84629	106	99	93.4	87.0 - 96.8	70	37	52.9	41.3 - 64.1
Studley Health Centre	M84608	18	14	*	*	5	2	*	*
Tanworth-In-Arden Med Ctr	M84047	50	47	94.0	83.8 - 97.9	20	18	*	*
The New Dispensary	M84063	295	276	93.6	90.2 - 95.8	190	178	93.7	89.3 - 96.4
Trinity Court Surgery	M84043	513	462	90.1	87.2 - 92.4	341	275	80.6	76.1 - 84.5
Warwick Gates Fam.Hth.Ctr	M84070	255	239	93.7	90.1 - 96.1	144	124	86.1	79.5 - 90.8
Waterside Medical Centre	M84032	364	323	88.7	85.1 - 91.6	230	215	93.5	89.5 - 96.0
Whitnash Medical Centre	M84064	199	184	92.5	87.9 - 95.4	103	95	92.2	85.4 - 96.0

* Rates for practices with N<25 not calculated

^a From Sept. 2010 only, with definition of 'continuity' including 2 midwives

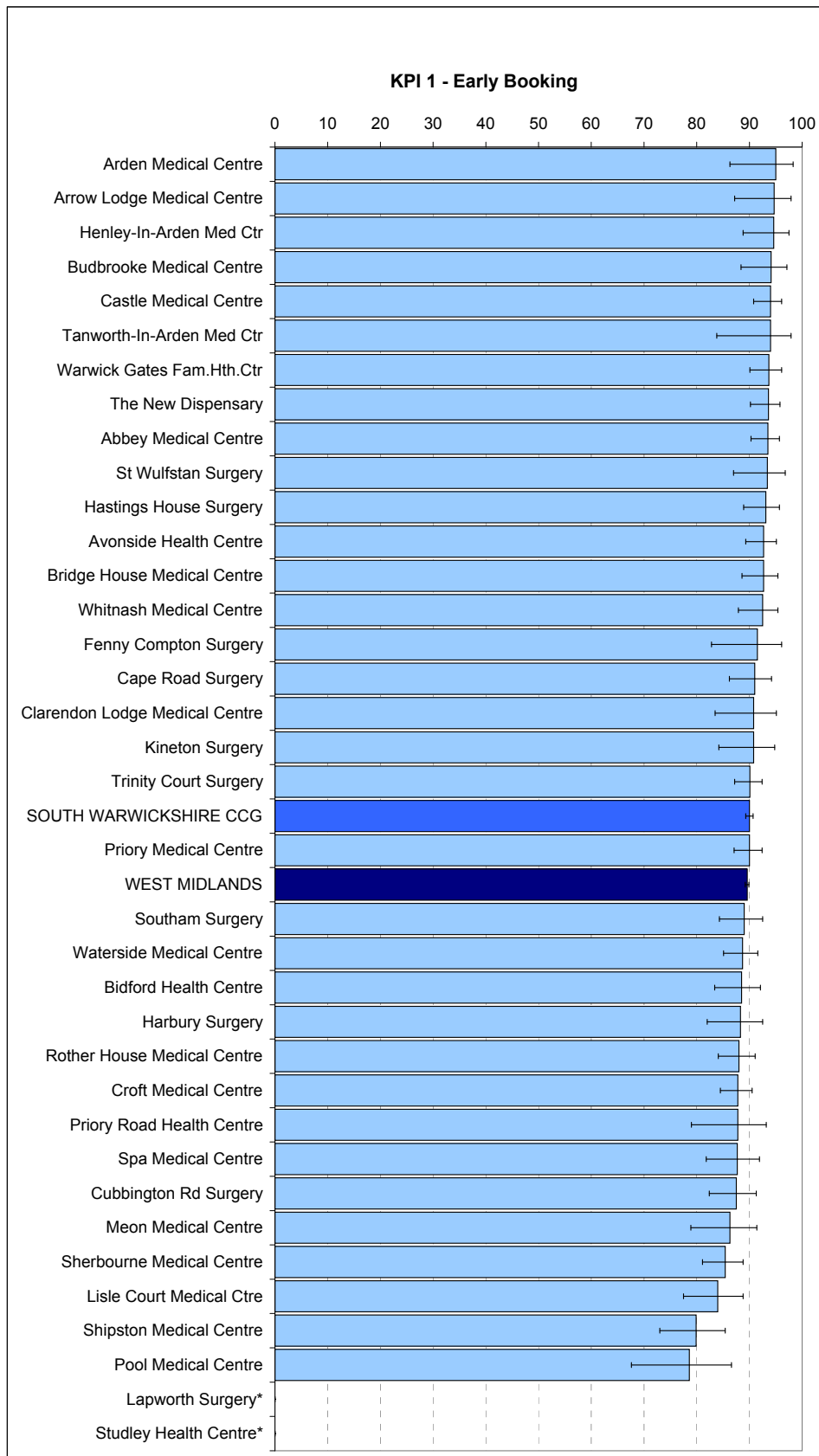
Key Performance Indicators - South Warwickshire CCG

Data Source: PEER, West Midlands Perinatal Institute
 Data Period: 1 July 2009 - 15 August 2012



KPI 1: Early Booking
 KPI 2: Continuity of Carer

KPI definitions and targets:
www.pi.nhs.uk/rpnm/lfh_KPI_Evidence_Targets.pdf



* Rates not displayed for practices with N<25

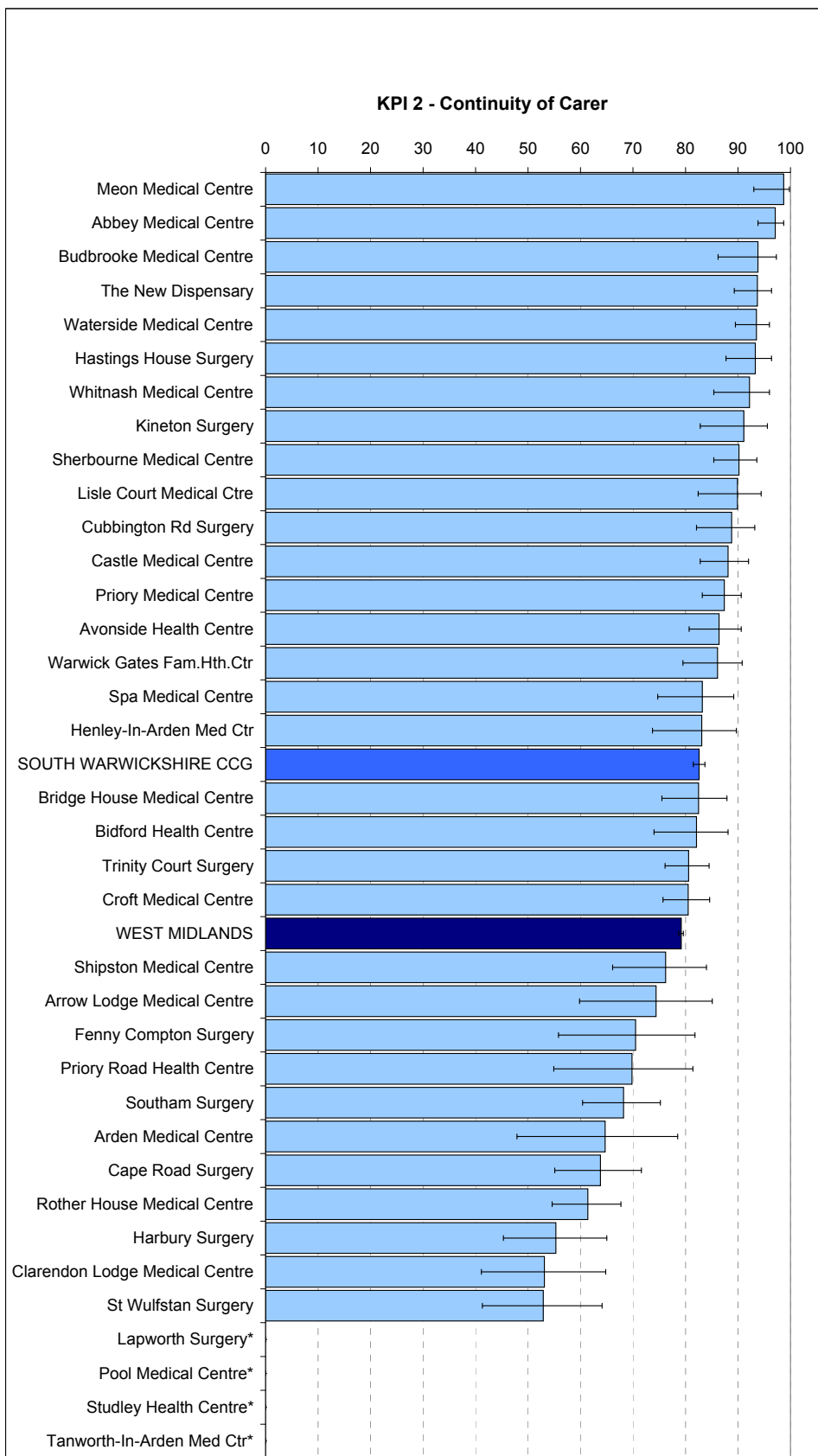
Key Performance Indicators - South Warwickshire CCG

Data Source: PEER, West Midlands Perinatal Institute
 Data Period: 1 July 2009 - 15 August 2012



KPI 1: Early Booking
 KPI 2: Continuity of Carer

KPI definitions and targets:
www.pi.nhs.uk/rpnm/lfH_KPI_Evidence_Targets.pdf



* Rates not displayed for practices with N<25

Key Performance Indicators - South Warwickshire CCG

Data Source: PEER, West Midlands Perinatal Institute (Data Period: 1 July 2009 - 15 August 2012)

KPI 4a - Smoking at Booking

KPI 4b: Smoking at Delivery

NB: KPI 4c: Smoking Cessation: Rates not shown by practice because of small numbers

(CCG Average: 20.3% WM Average: 27.1%)

KPI definitions and targets:

www.pi.nhs.uk/rpnm/lfH_KPI_Evidence_Targets.pdf



GP Practice Name	GP Practice Code	KPI 4a: Smoking at Booking				KPI 4b: Smoking at Delivery			
		N	n	%	95% CI	N	n	%	95% CI
WEST MIDLANDS (2011/12 Average)				19.3	18.9 - 19.8			14.3	13.9 - 14.8
SOUTH WARWICKSHIRE CCG		7278	911	12.5	11.8 - 13.3	6372	575	9.0	8.3 - 9.8
Abbey Medical Centre	M84036	339	15	4.4	2.7 - 7.2	299	7	2.3	1.1 - 4.8
Arden Medical Centre	M84617	60	10	16.7	9.3 - 28.0	53	6	11.3	5.3 - 22.6
Arrow Lodge Medical Centre	M84060	75	18	24.0	15.8 - 34.8	65	9	13.8	7.5 - 24.3
Avonside Health Centre	M84010	317	43	13.6	10.2 - 17.8	281	25	8.9	6.1 - 12.8
Bidford Health Centre	M84018	208	33	15.9	11.5 - 21.4	172	16	9.3	5.8 - 14.6
Bridge House Medical Centre	M84014	234	20	8.5	5.6 - 12.8	204	12	5.9	3.4 - 10.0
Budbrooke Medical Centre	M84069	119	6	5.0	2.3 - 10.6	110	2	1.8	0.5 - 6.4
Cape Road Surgery	M84038	200	26	13.0	9.0 - 18.4	174	20	11.5	7.6 - 17.1
Castle Medical Centre	M84013	313	35	11.2	8.2 - 15.2	285	24	8.4	5.7 - 12.2
Clarendon Lodge Medical Centre	M84017	99	7	7.1	3.5 - 13.9	86	5	5.8	2.5 - 12.9
Croft Medical Centre	M84015	453	78	17.2	14.0 - 21.0	396	46	11.6	8.8 - 15.1
Cubbington Rd Surgery	M84029	216	26	12.0	8.3 - 17.1	180	16	8.9	5.5 - 14.0
Fenny Compton Surgery	M84009	72	7	9.7	4.8 - 18.7	62	5	8.1	3.5 - 17.5
Harbury Surgery	M84044	146	12	8.2	4.8 - 13.8	124	9	7.3	3.9 - 13.2
Hastings House Surgery	M84030	217	28	12.9	9.1 - 18.0	194	15	7.7	4.7 - 12.4
Henley-In-Arden Med Ctr	M84024	114	12	10.5	6.1 - 17.5	100	8	8.0	4.1 - 15.0
Kineton Surgery	M84062	119	19	16.0	10.5 - 23.6	99	11	11.1	6.3 - 18.8
Lapworth Surgery	M84620	21	1	*	*	20	1	*	*
Lisle Court Medical Ctr	M84603	162	31	19.1	13.8 - 25.9	137	20	14.6	9.7 - 21.5
Meon Medical Centre	M84066	119	14	11.8	7.1 - 18.8	107	8	7.5	3.8 - 14.1
Pool Medical Centre	M84002	69	10	14.5	8.1 - 24.7	57	6	10.5	4.9 - 21.1
Priory Medical Centre	M84028	504	81	16.1	13.1 - 19.5	440	55	12.5	9.7 - 15.9
Priory Road Health Centre	M84049	82	6	7.3	3.4 - 15.1	69	2	2.9	0.8 - 10.0
Rother House Medical Centre	M84021	333	38	11.4	8.4 - 15.3	301	29	9.6	6.8 - 13.5
Sherbourne Medical Centre	M84040	330	49	14.8	11.4 - 19.1	292	32	11.0	7.9 - 15.1
Shipston Medical Centre	M84025	160	21	13.1	8.7 - 19.2	142	18	12.7	8.2 - 19.1
Southam Surgery	M84026	228	30	13.2	9.4 - 18.2	193	19	9.8	6.4 - 14.9
Spa Medical Centre	M84059	163	19	11.7	7.6 - 17.5	144	14	9.7	5.9 - 15.7
St Wulfstan Surgery	M84629	106	7	6.6	3.2 - 13.0	95	3	3.2	1.1 - 8.9
Studley Health Centre	M84608	18	5	*	*	17	4	*	*
Tanworth-In-Arden Med Ctr	M84047	51	2	3.9	1.1 - 13.2	41	2	4.9	1.3 - 16.1
The New Dispensary	M84063	296	27	9.1	6.3 - 12.9	253	16	6.3	3.9 - 10.0
Trinity Court Surgery	M84043	513	65	12.7	10.1 - 15.8	452	39	8.6	6.4 - 11.6
Warwick Gates Fam.Hth.Ctr	M84070	256	21	8.2	5.4 - 12.2	230	13	5.7	3.3 - 9.4
Waterside Medical Centre	M84032	365	61	16.7	13.2 - 20.9	322	39	12.1	9.0 - 16.1
Whitnash Medical Centre	M84064	201	28	13.9	9.8 - 19.4	176	19	10.8	7.0 - 16.2

* Rates for practices with N<25 not calculated

Key Performance Indicators - South Warwickshire CCG

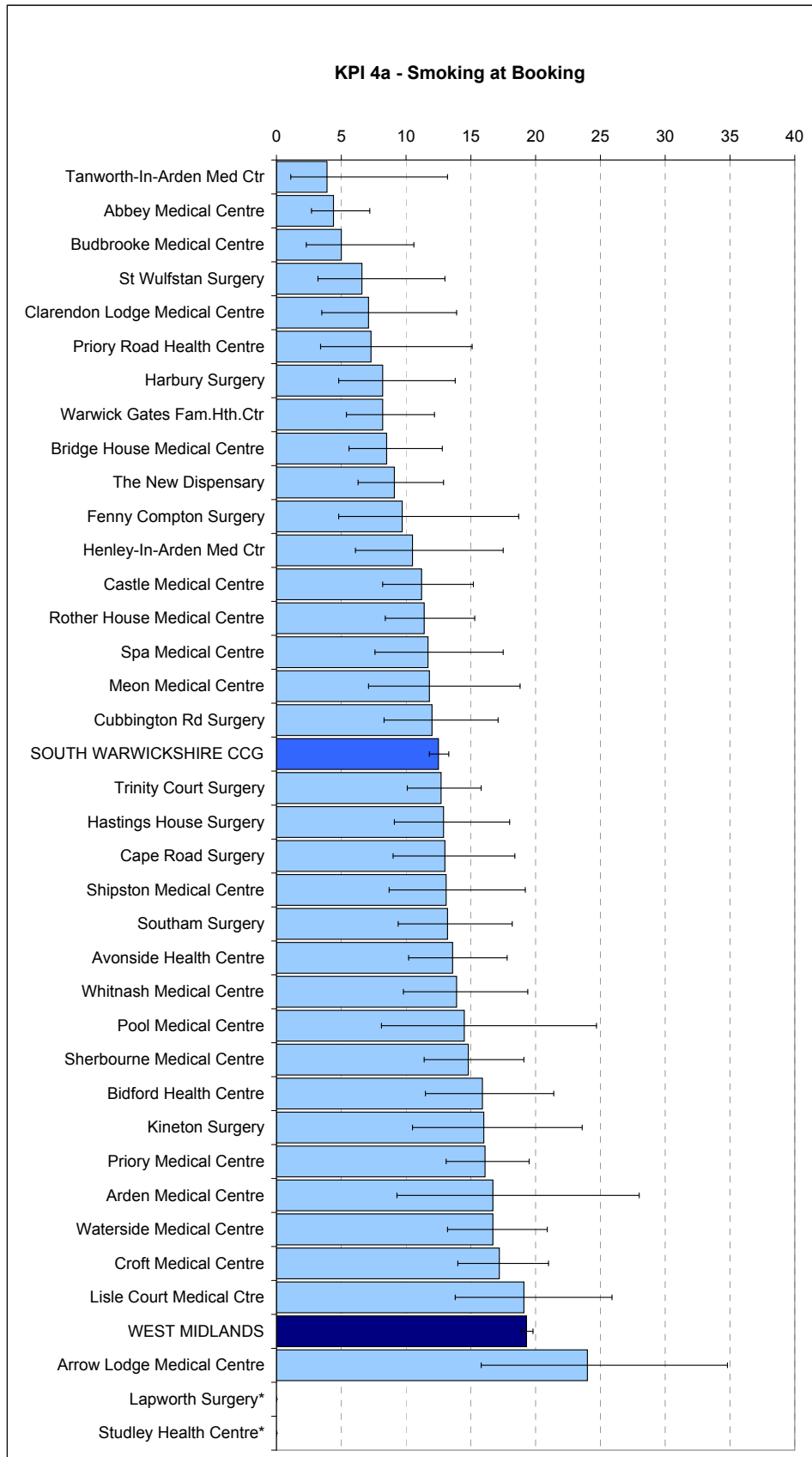
Data Source: PEER, West Midlands Perinatal Institute
 Data Period: 1 July 2009 - 15 August 2012



KPI 4a - Smoking at Booking
 KPI 4b: Smoking at Delivery

KPI definitions and targets:
www.pi.nhs.uk/rpnm/lfh/KPI_Evidence_Targets.pdf

NB: KPI 4c: Smoking Cessation: Rates not shown by practice due to small numbers
 (CCG Average: 20.3% WM Average: 27.1%)



* Rates not displayed for practices with N<25

Key Performance Indicators - South Warwickshire CCG

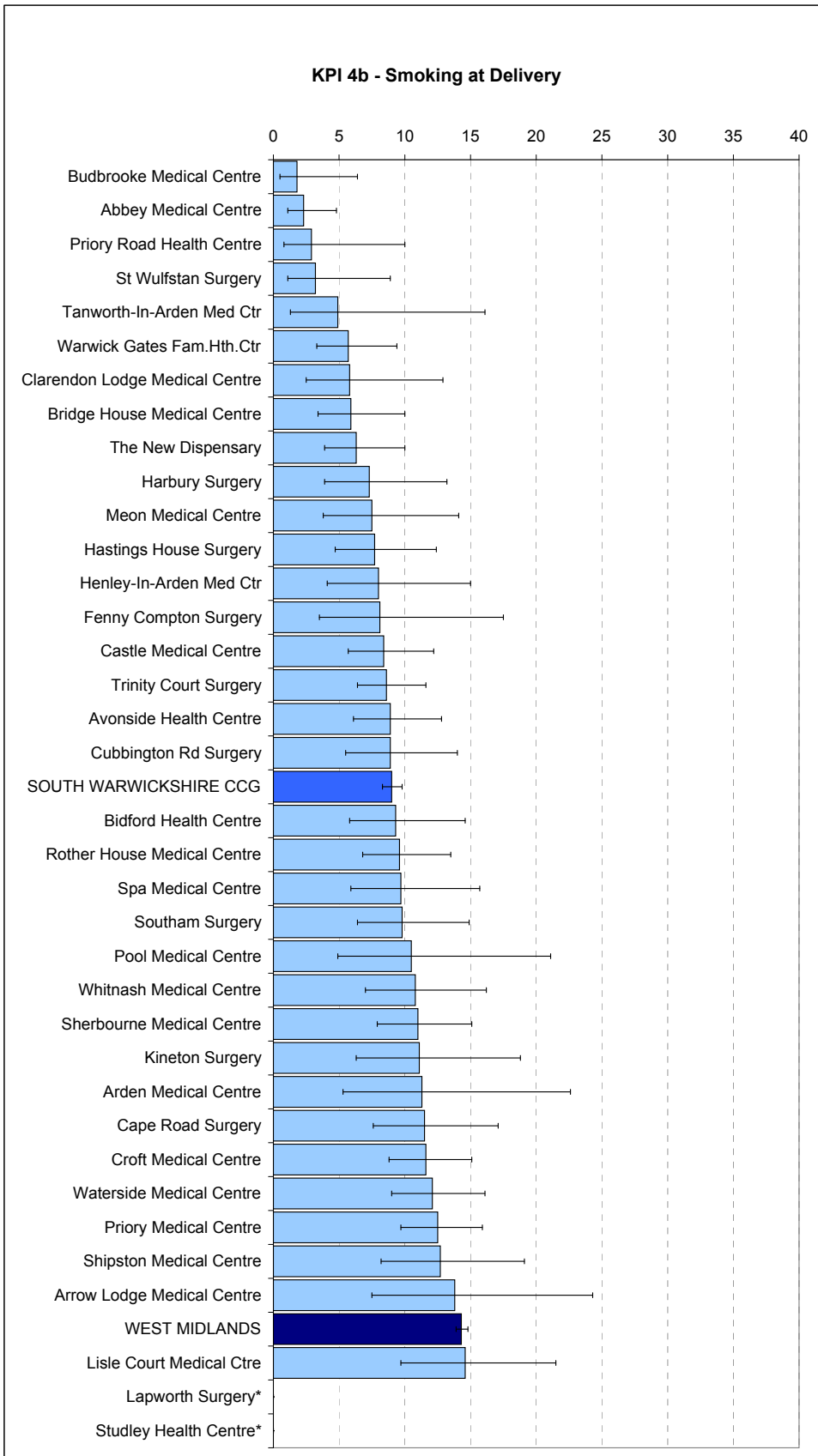
Data Source: PEER, West Midlands Perinatal Institute
 Data Period: 1 July 2009 - 15 August 2012



KPI 4a - Smoking at Booking
 KPI 4b: Smoking at Delivery

KPI definitions and targets:
www.pi.nhs.uk/rpnm/ffh/KPI_Evidence_Targets.pdf

NB: KPI 4c: Smoking Cessation: Rates not shown by practice due to small numbers
 (CCG Average: 20.3% WM Average: 27.1%)



* Rates not displayed for practices with N<25

Key Performance Indicators - South Warwickshire CCG

Data Source: PEER, West Midlands Perinatal Institute (Data Period: 1 July 2009 - 15 August 2012)

KPI 3a: Prevalence of IUGR at birth

KPI definitions and targets:

KPI 5: Breastfeeding Initiation < 48 Hrs

www.pi.nhs.uk/rpnm/lfh/KPI_Evidence_Targets.pdf

NB: KPI 3b: Antenatal Detection of IUGR: Rates not shown by practice because of small numbers
(CCG Average: 37.3% WM Average: 31.8%)



GP Practice Name	GP Practice Code	KPI 3a: Intrauterine Growth Restriction (IUGR) at birth (cust cent <10)				KPI 5: Breastfeeding Initiation < 48 Hrs			
		N	n	%	95% CI	N	n	%	95% CI
WEST MIDLANDS (2011/12 Average)				13.8	13.4 - 14.2			60.5	59.9 - 61.1
SOUTH WARWICKSHIRE CCG		7215	805	11.2	10.5 - 11.9	6773	5316	78.5	77.5 - 79.5
Abbey Medical Centre	M84036	338	34	10.1	7.3 - 13.7	318	263	82.7	78.2 - 86.5
Arden Medical Centre	M84617	60	5	8.3	3.6 - 18.1	56	44	78.6	66.2 - 87.3
Arrow Lodge Medical Centre	M84060	73	4	5.5	2.2 - 13.3	74	56	75.7	64.8 - 84.0
Avonside Health Centre	M84010	315	30	9.5	6.8 - 13.3	297	244	82.2	77.4 - 86.1
Bidford Health Centre	M84018	200	27	13.5	9.4 - 18.9	189	151	79.9	73.6 - 85.0
Bridge House Medical Centre	M84014	234	20	8.5	5.6 - 12.8	217	189	87.1	82.0 - 90.9
Budbrooke Medical Centre	M84069	119	14	11.8	7.1 - 18.8	113	99	87.6	80.3 - 92.5
Cape Road Surgery	M84038	200	21	10.5	7.0 - 15.5	189	138	73.0	66.3 - 78.8
Castle Medical Centre	M84013	312	27	8.7	6.0 - 12.3	296	250	84.5	79.9 - 88.1
Clarendon Lodge Medical Centre	M84017	98	7	7.1	3.5 - 14.0	96	79	82.3	73.5 - 88.6
Croft Medical Centre	M84015	453	69	15.2	12.2 - 18.8	412	309	75.0	70.6 - 78.9
Cubbington Rd Surgery	M84029	214	14	6.5	3.9 - 10.7	203	148	72.9	66.4 - 78.6
Fenny Compton Surgery	M84009	72	11	15.3	8.8 - 25.3	68	57	83.8	73.3 - 90.7
Harbury Surgery	M84044	145	12	8.3	4.8 - 13.9	129	101	78.3	70.4 - 84.5
Hastings House Surgery	M84030	216	27	12.5	8.7 - 17.6	199	148	74.4	67.9 - 79.9
Henley-In-Arden Med Ctr	M84024	112	11	9.8	5.6 - 16.7	105	87	82.9	74.5 - 88.9
Kineton Surgery	M84062	116	13	11.2	6.7 - 18.2	117	99	84.6	77.0 - 90.0
Lapworth Surgery	M84620	21	3	*	*	18	18	*	*
Lisle Court Medical Ctr	M84603	161	22	13.7	9.2 - 19.8	145	114	78.6	71.3 - 84.5
Meon Medical Centre	M84066	119	10	8.4	4.6 - 14.8	114	95	83.3	75.4 - 89.1
Pool Medical Centre	M84002	62	8	12.9	6.7 - 23.4	66	42	63.6	51.6 - 74.2
Priory Medical Centre	M84028	499	69	13.8	11.1 - 17.1	471	336	71.3	67.1 - 75.2
Priory Road Health Centre	M84049	79	7	8.9	4.4 - 17.2	74	58	78.4	67.7 - 86.2
Rother House Medical Centre	M84021	332	32	9.6	6.9 - 13.3	310	258	83.2	78.7 - 87.0
Sherbourne Medical Centre	M84040	327	36	11.0	8.1 - 14.9	307	216	70.4	65.0 - 75.2
Shipston Medical Centre	M84025	159	22	13.8	9.3 - 20.1	151	115	76.2	68.8 - 82.3
Southam Surgery	M84026	227	23	10.1	6.8 - 14.7	217	169	77.9	71.9 - 82.9
Spa Medical Centre	M84059	163	21	12.9	8.6 - 18.9	144	112	77.8	70.3 - 83.8
St Wulfstan Surgery	M84629	105	21	20.0	13.5 - 28.6	95	81	85.3	76.8 - 91.0
Studley Health Centre	M84608	17	3	*	*	18	15	*	*
Tanworth-In-Arden Med Ctr	M84047	48	4	8.3	3.3 - 19.6	48	35	72.9	59.0 - 83.4
The New Dispensary	M84063	294	27	9.2	6.4 - 13.0	277	229	82.7	77.8 - 86.7
Trinity Court Surgery	M84043	510	54	10.6	8.2 - 13.6	478	393	82.2	78.5 - 85.4
Warwick Gates Fam.Hth.Ctr	M84070	255	24	9.4	6.4 - 13.6	242	181	74.8	69.0 - 79.8
Waterside Medical Centre	M84032	361	44	12.2	9.2 - 16.0	338	251	74.3	69.3 - 78.6
Whitnash Medical Centre	M84064	199	29	14.6	10.3 - 20.1	182	136	74.7	67.9 - 80.5

* Rates for practices with N<25 not calculated

Key Performance Indicators - South Warwickshire CCG

Data Source: PEER, West Midlands Perinatal Institute

Data Period: 1 July 2009 - 15 August 2012



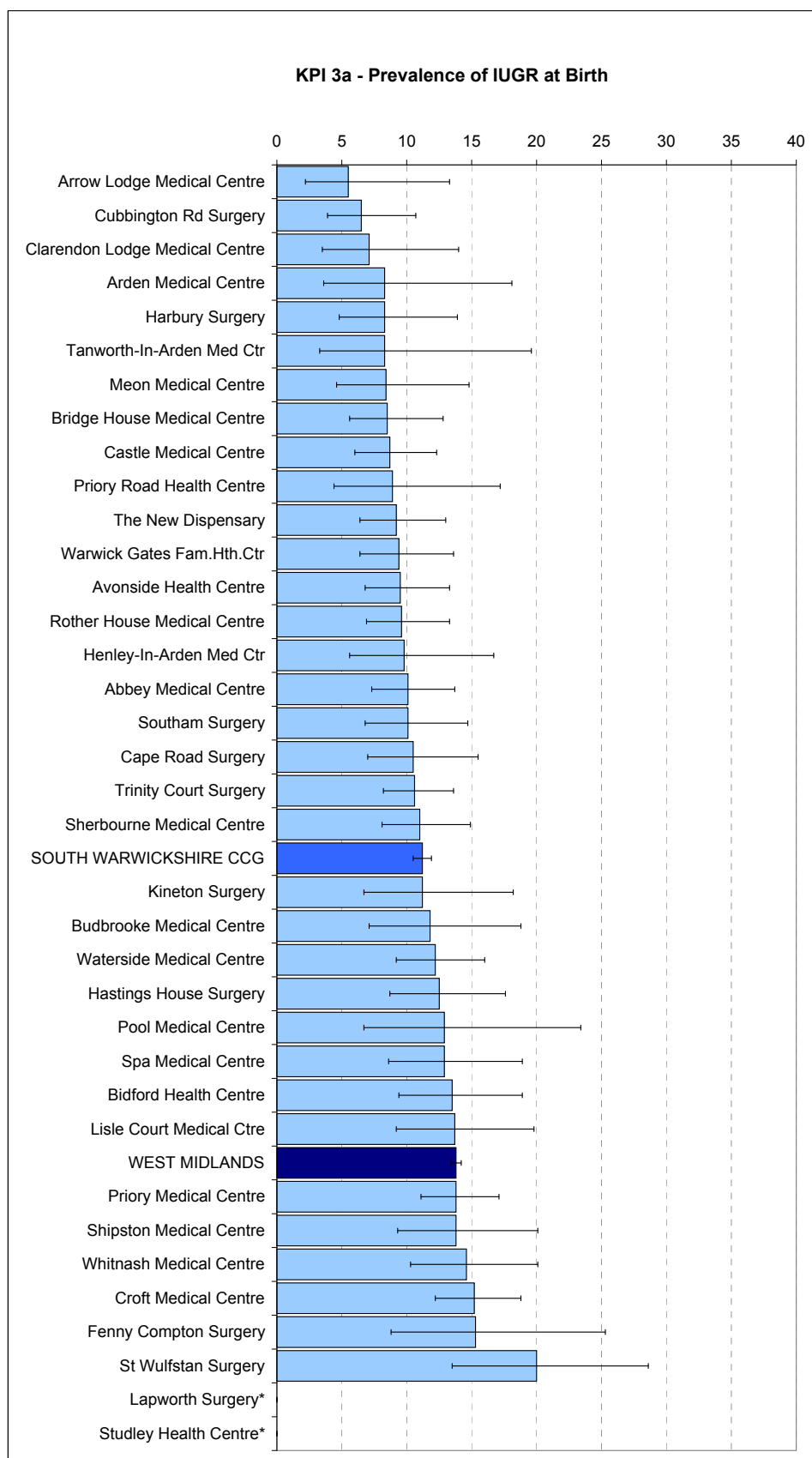
KPI 3a: Prevalence of IUGR at birth

KPI definitions and targets:

KPI 5: Breastfeeding Initiation < 48 Hrs

www.pi.nhs.uk/rpnm/lfh/KPI_Evidence_Targets.pdf

NB: KPI 3b: Antenatal Detection of IUGR: Rates not shown by practice due to small numbers
(CCG Average: 37.3% WM Average: 31.8%)



* Rates not displayed for practices with N<25

Key Performance Indicators - South Warwickshire CCG

Data Source: PEER, West Midlands Perinatal Institute

Data Period: 1 July 2009 - 15 August 2012

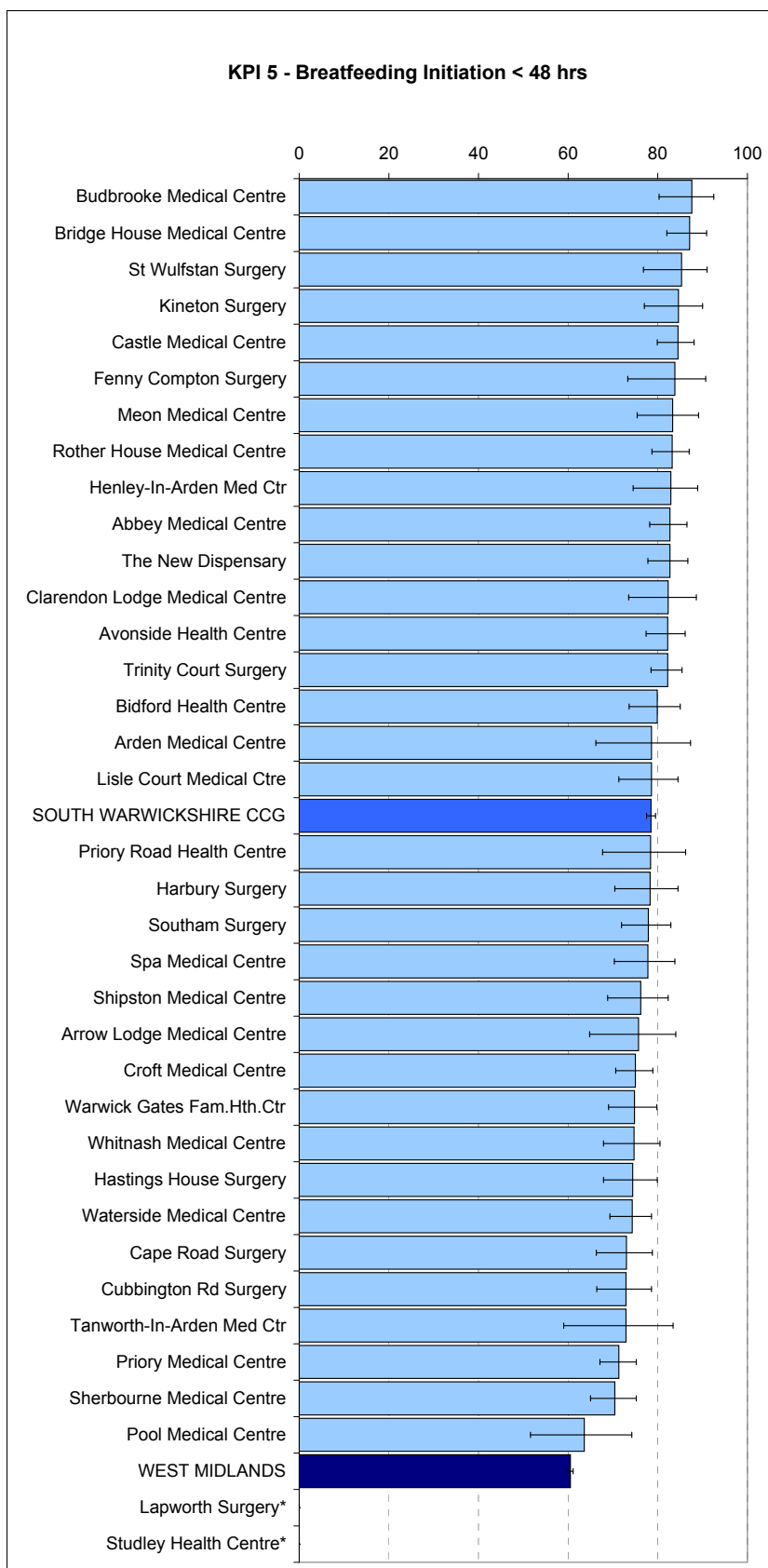
KPI 3a: Prevalence of IUGR at birth

KPI definitions and targets:

KPI 5: Breastfeeding Initiation < 48 Hrs

www.pi.nhs.uk/rpnm/lfh/KPI_Evidence_Targets.pdf

NB: KPI 3b: Antenatal Detection of IUGR: Rates not shown by practice due to small numbers
(CCG Average: 37.3% WM Average: 31.8%)



* Rates not displayed for practices with N<25