

# Key Performance Indicators - South Worcestershire CCG

Data Source: PEER, West Midlands Perinatal Institute (Data Period: 1 July 2009 - 1 August 2011)

KPI 1: Early Booking  
KPI 2: Continuity of Carer

KPI definitions and targets:  
[www.pi.nhs.uk/rpnm/lfh\\_KPI\\_Evidence\\_Targets.pdf](http://www.pi.nhs.uk/rpnm/lfh_KPI_Evidence_Targets.pdf)



GP Practice Name	GP Practice Code	KPI 1a: Completed Assessment < 13 Weeks				KPI 2: Continuity of Carer <sup>a</sup>			
		N	n	%	95% CI	N	n	%	95% CI
<b>WEST MIDLANDS (2011/12 Average)</b>				<b>89.6</b>	<b>89.2 - 89.9</b>			<b>79.2</b>	<b>78.7 - 79.6</b>
<b>SOUTH WORCESTERSHIRE CCG</b>		<b>3064</b>	<b>2529</b>	<b>82.5</b>	<b>81.2 - 83.8</b>	<b>1127</b>	<b>551</b>	<b>48.9</b>	<b>46.0 - 51.8</b>
Abbey Medical Practice	M81094	76	64	84.2	74.4 - 90.7	25	8	32.0	17.2 - 51.6
Abbottwood Medical Centre	M81046	72	61	84.7	74.7 - 91.2	28	19	67.9	49.3 - 82.1
Albany House Surgery	M81072	63	54	85.7	75.0 - 92.3	31	18	58.1	40.8 - 73.6
Barn Close Surgery	M81029	22	20	*	*	10	7	*	*
Bredon Hill Surgery	M81007	6	6	*	*	5	5	*	*
Corbett Medical Practice	M81091	125	110	88.0	81.1 - 92.6	48	31	64.6	50.4 - 76.6
Demontfort Medical Centre	M81627	74	55	74.3	63.3 - 82.9	20	6	*	*
Elbury Moor Medical Centre	M81017	242	207	85.5	80.6 - 89.4	97	53	54.6	44.7 - 64.2
Great Witley Surgery	M81033	32	26	81.3	64.7 - 91.1	9	7	*	*
Haresfield House Surgery	M81022	193	158	81.9	75.8 - 86.7	67	22	32.8	22.8 - 44.7
Knightwick Surgery	M81045	34	30	88.2	73.4 - 95.3	18	3	*	*
Link End Surgery	M81079	55	44	80.0	67.6 - 88.4	19	6	*	*
Malvern Health Centre	M81075	102	80	78.4	69.5 - 85.3	31	14	45.2	29.2 - 62.2
Merstow Green Medical Practice	M81058	121	90	74.4	65.9 - 81.3	52	20	38.5	26.5 - 52.0
New Court Surgery	M81629	87	73	83.9	74.8 - 90.2	34	17	50.0	34.1 - 65.9
Ombersley Medical Centre	M81011	30	21	70.0	52.1 - 83.3	13	8	*	*
Paton, Dr Rs	M81607	29	27	93.1	78.0 - 98.1	8	7	*	*
Pershore Health Centre	M81074	81	68	84.0	74.5 - 90.4	30	12	40.0	24.6 - 57.7
Riverside Surgery	M81004	134	102	76.1	68.2 - 82.5	52	30	57.7	44.2 - 70.1
Salter's Medical Practice	M81034	90	71	78.9	69.4 - 86.0	24	18	*	*
Severn Valley Medical Practice	M81006	258	231	89.5	85.2 - 92.7	85	44	51.8	41.3 - 62.1
Shrubbery Avenue Med Prac	M81049	104	90	86.5	78.7 - 91.8	42	14	33.3	21.0 - 48.4
Spa Medical Practice	M81047	80	69	86.3	77.0 - 92.1	30	15	50.0	33.2 - 66.8
Spring Gardens Group Medical Practice	M81008	256	209	81.6	76.4 - 85.9	85	36	42.4	32.4 - 53.0
St Johns House Surgery	M81063	136	115	84.6	77.5 - 89.7	42	26	61.9	46.8 - 75.0
St Martin'S Gate Surgery	M81035	183	140	76.5	69.9 - 82.1	64	30	46.9	35.2 - 58.9
St Saviours Surgery	M81081	47	41	87.2	74.8 - 94.0	18	8	*	*
Tenbury Surgery	M81042	91	73	80.2	70.9 - 87.1	37	31	83.8	68.9 - 92.3
Thorneloe Lodge Surgery	M81037	122	99	81.1	73.3 - 87.1	55	14	25.5	15.8 - 38.3
Upton Surgery	M81038	50	43	86.0	73.8 - 93.0	16	10	*	*
Whiteacres Medical Centre	M81039	58	45	77.6	65.3 - 86.4	22	5	*	*
Worcester Walk-In And Health Centre	Y02708	11	7	*	*	10	7	70.0	39.7 - 89.2

\* Rates for practices with N<25 not calculated

<sup>a</sup> From Sept. 2010 only, with definition of 'continuity' including 2 midwives

# Key Performance Indicators - South Worcestershire CCG

Data Source: PEER, West Midlands Perinatal Institute  
 Data Period: 1 July 2009 - 1 August 2011



KPI 1: Early Booking  
 KPI 2: Continuity of Carer

KPI definitions and targets:  
[www.pi.nhs.uk/rpnm/lfh\\_KPI\\_Evidence\\_Targets.pdf](http://www.pi.nhs.uk/rpnm/lfh_KPI_Evidence_Targets.pdf)



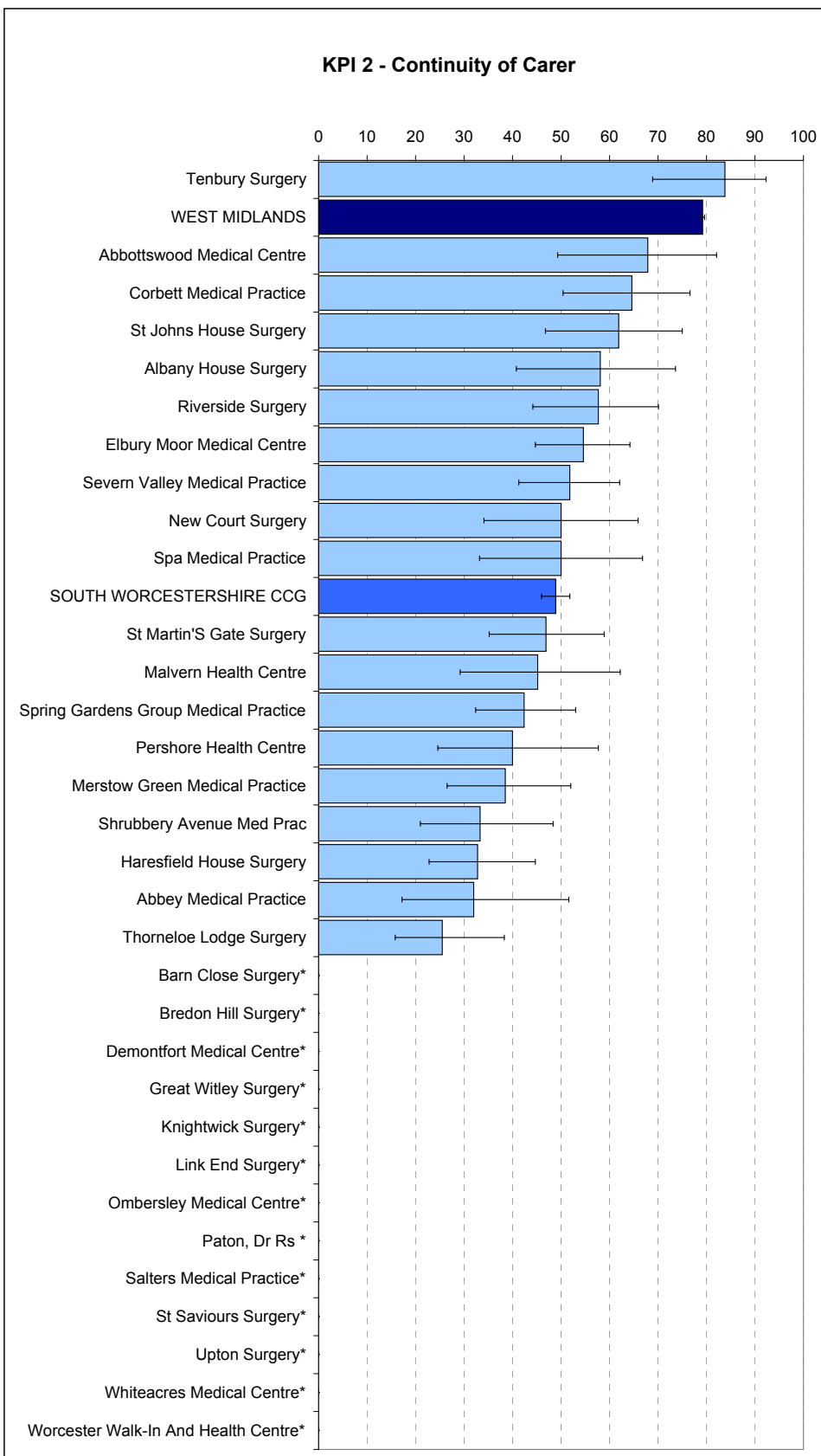
\* Rates not displayed for practices with N<25

# Key Performance Indicators - South Worcestershire CCG

Data Source: PEER, West Midlands Perinatal Institute  
 Data Period: 1 July 2009 - 1 August 2011

KPI 1: Early Booking  
 KPI 2: Continuity of Carer

KPI definitions and targets:  
[www.pi.nhs.uk/rpnm/lfh\\_KPI\\_Evidence\\_Targets.pdf](http://www.pi.nhs.uk/rpnm/lfh_KPI_Evidence_Targets.pdf)



\* Rates not displayed for practices with N<25

# Key Performance Indicators - South Worcestershire CCG

Data Source: PEER, West Midlands Perinatal Institute (Data Period: 1 July 2009 - 1 August 2011)

KPI 4a - Smoking at Booking

KPI definitions and targets:

KPI 4b: Smoking at Delivery

[www.pi.nhs.uk/rpnm/lfh\\_KPI\\_Evidence\\_Targets.pdf](http://www.pi.nhs.uk/rpnm/lfh_KPI_Evidence_Targets.pdf)

NB: KPI 4c: Smoking Cessation: Rates not shown by practice because of small numbers

(CCG Average: 15.7% WM Average: 27.1%)



GP Practice Name	GP Practice Code	KPI 4a: Smoking at Booking				KPI 4b: Smoking at Delivery			
		N	n	%	95% CI	N	n	%	95% CI
<b>WEST MIDLANDS (2011/12 Average)</b>				<b>19.3</b>	<b>18.9 - 19.8</b>			<b>14.3</b>	<b>13.9 - 14.8</b>
<b>SOUTH WORCESTERSHIRE CCG</b>		<b>3173</b>	<b>567</b>	<b>17.9</b>	<b>16.6 - 19.2</b>	<b>2784</b>	<b>415</b>	<b>14.9</b>	<b>13.6 - 16.3</b>
Abbey Medical Practice	M81094	77	10	13.0	7.2 - 22.3	65	9	13.8	7.5 - 24.3
Abbottwood Medical Centre	M81046	73	11	15.1	8.6 - 25.0	67	8	11.9	6.2 - 21.8
Albany House Surgery	M81072	64	15	23.4	14.7 - 35.1	57	7	12.3	6.1 - 23.2
Barn Close Surgery	M81029	22	4	*	*	18	4	*	*
Bredon Hill Surgery	M81007	6	1	*	*	4	0	*	*
Corbett Medical Practice	M81091	128	12	9.4	5.4 - 15.7	111	11	9.9	5.6 - 16.9
Demontfort Medical Centre	M81627	75	9	12.0	6.4 - 21.3	64	6	9.4	4.4 - 19.0
Elbury Moor Medical Centre	M81017	261	78	29.9	24.7 - 35.7	230	60	26.1	20.8 - 32.1
Great Witley Surgery	M81033	33	3	9.1	3.1 - 23.6	29	0	0.0	0.0 - 11.7
Haresfield House Surgery	M81022	201	31	15.4	11.1 - 21.1	181	25	13.8	9.5 - 19.6
Knightswick Surgery	M81045	36	5	13.9	6.1 - 28.7	31	3	9.7	3.3 - 24.9
Link End Surgery	M81079	56	21	37.5	26.0 - 50.6	46	18	39.1	26.4 - 53.5
Malvern Health Centre	M81075	104	24	23.1	16.0 - 32.0	85	20	23.5	15.8 - 33.6
Merstow Green Medical Practice	M81058	126	27	21.4	15.2 - 29.4	112	19	17.0	11.1 - 25.0
New Court Surgery	M81629	87	18	20.7	13.5 - 30.4	79	16	20.3	12.9 - 30.4
Ombersley Medical Centre	M81011	30	3	10.0	3.5 - 25.6	27	3	11.1	3.9 - 28.1
Paton, Dr Rs	M81607	30	2	6.7	1.8 - 21.3	25	2	8.0	2.2 - 25.0
Pershore Health Centre	M81074	97	21	21.6	14.6 - 30.8	89	15	16.9	10.5 - 26.0
Riverside Surgery	M81004	144	33	22.9	16.8 - 30.4	124	26	21.0	14.7 - 29.0
Salters Medical Practice	M81034	93	20	21.5	14.4 - 30.9	87	17	19.5	12.6 - 29.1
Severn Valley Medical Practice	M81006	262	28	10.7	7.5 - 15.0	232	19	8.2	5.3 - 12.4
Shrubbery Avenue Med Prac	M81049	105	14	13.3	8.1 - 21.1	91	7	7.7	3.8 - 15.0
Spa Medical Practice	M81047	83	16	19.3	12.2 - 29.0	76	10	13.2	7.3 - 22.6
Spring Gardens Group Medical Practice	M81008	265	54	20.4	16.0 - 25.6	233	38	16.3	12.1 - 21.6
St Johns House Surgery	M81063	140	18	12.9	8.3 - 19.4	127	15	11.8	7.3 - 18.6
St Martin'S Gate Surgery	M81035	186	26	14.0	9.7 - 19.7	159	15	9.4	5.8 - 15.0
St Saviours Surgery	M81081	46	10	21.7	12.3 - 35.6	39	5	12.8	5.6 - 26.7
Tenbury Surgery	M81042	99	20	20.2	13.5 - 29.2	87	12	13.8	8.1 - 22.6
Thorneloe Lodge Surgery	M81037	124	15	12.1	7.5 - 19.0	107	10	9.3	5.2 - 16.4
Upton Surgery	M81038	51	6	11.8	5.5 - 23.4	42	5	11.9	5.2 - 25.0
Whiteacres Medical Centre	M81039	59	7	11.9	5.9 - 22.5	51	5	9.8	4.3 - 21.0
Worcester Walk-In And Health Centre	Y02708	10	5	*	*	9	5	*	*

\* Rates for practices with N<25 not calculated

# Key Performance Indicators - South Worcestershire CCG

Data Source: PEER, West Midlands Perinatal Institute

Data Period: 1 July 2009 - 1 August 2011



KPI 4a - Smoking at Booking

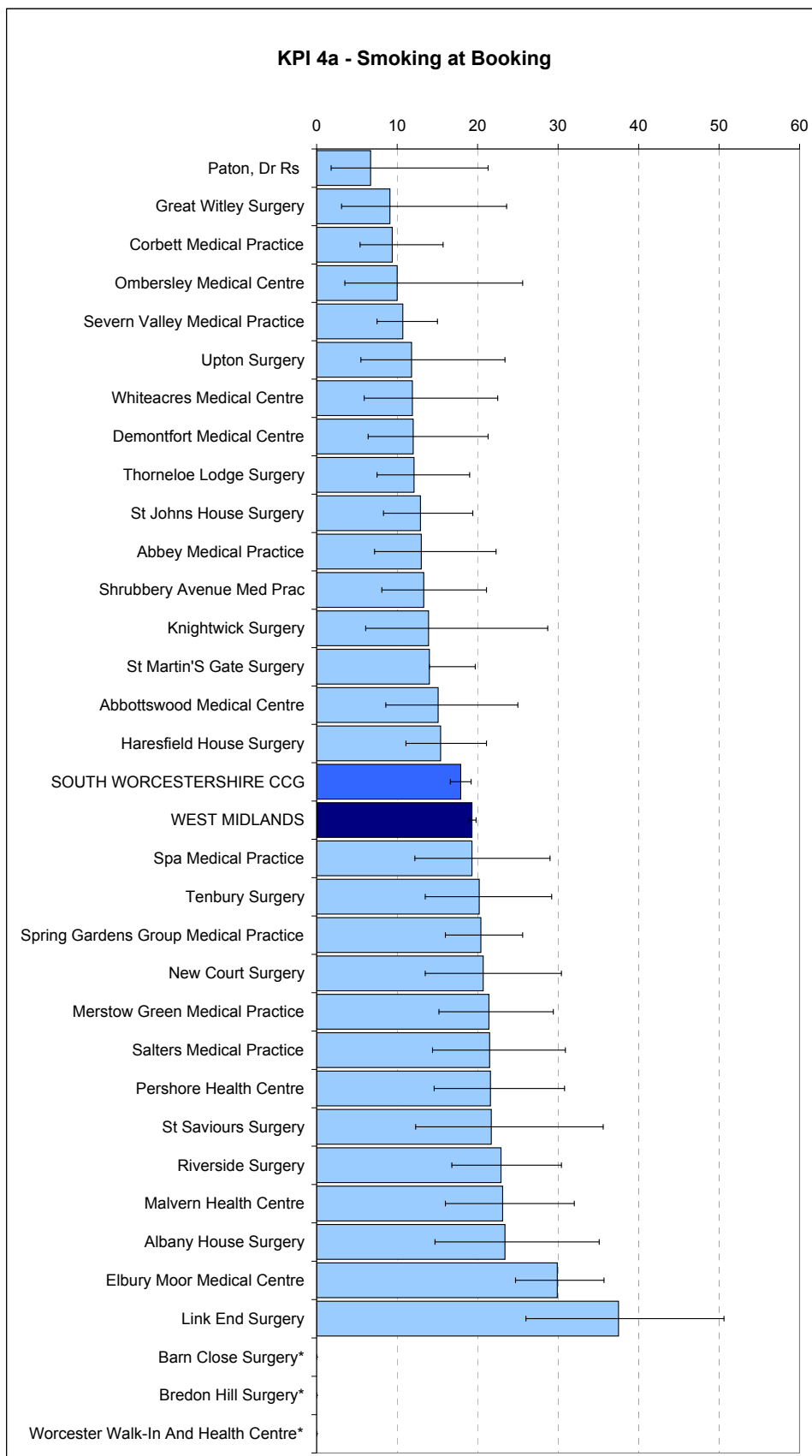
KPI 4b: Smoking at Delivery

NB: KPI 4c: Smoking Cessation: Rates not shown by practice due to small numbers

(CCG Average: 15.7% WM Average: 27.1%)

KPI definitions and targets:

[www.pi.nhs.uk/rpnm/lfh/KPI\\_Evidence\\_Targets.pdf](http://www.pi.nhs.uk/rpnm/lfh/KPI_Evidence_Targets.pdf)



\* Rates not displayed for practices with N<25

# Key Performance Indicators - South Worcestershire CCG

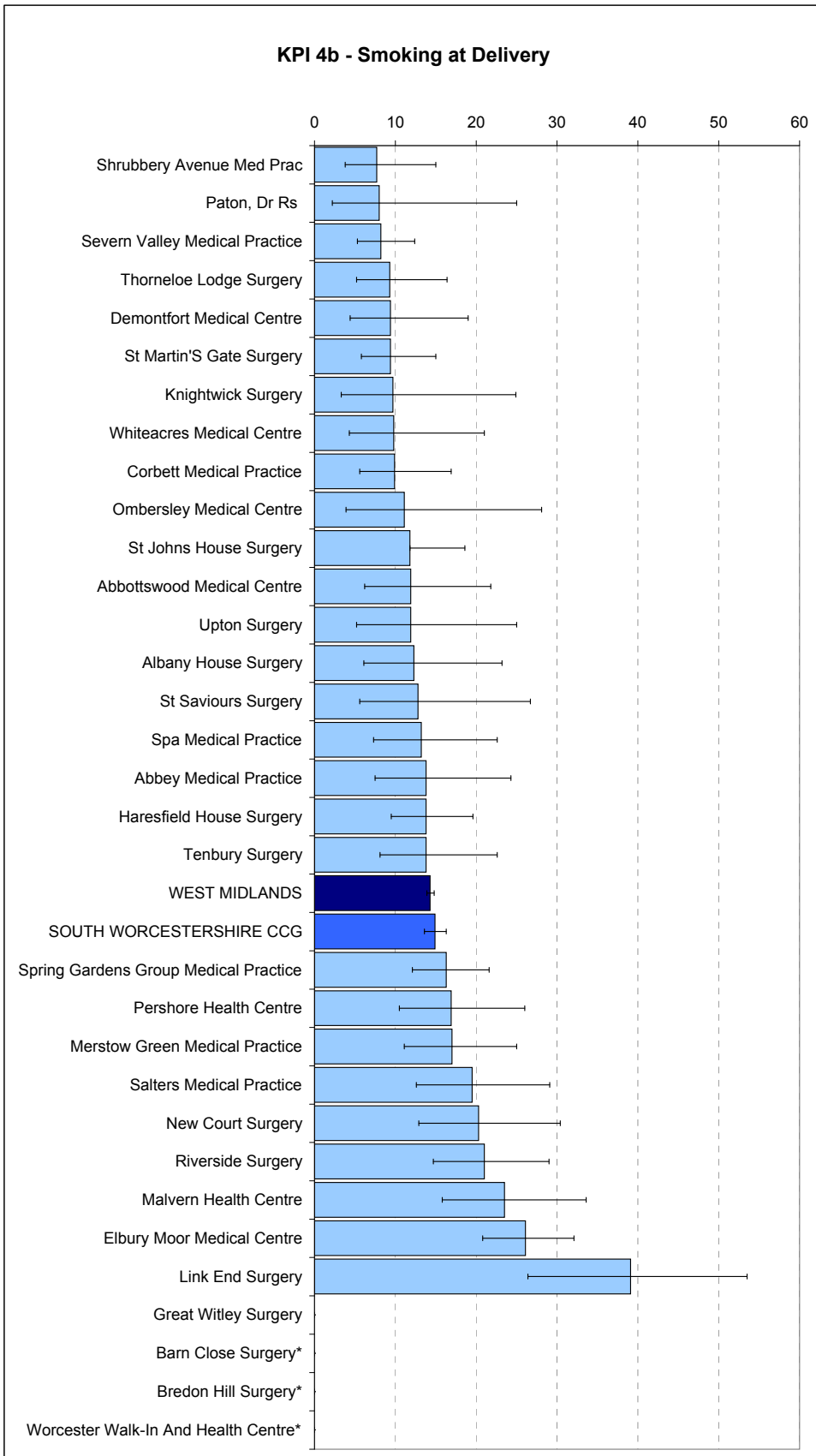
Data Source: PEER, West Midlands Perinatal Institute  
 Data Period: 1 July 2009 - 1 August 2011



KPI 4a - Smoking at Booking  
 KPI 4b: Smoking at Delivery

KPI definitions and targets:  
[www.pi.nhs.uk/rpnm/lfh\\_KPI\\_Evidence\\_Targets.pdf](http://www.pi.nhs.uk/rpnm/lfh_KPI_Evidence_Targets.pdf)

NB: KPI 4c: Smoking Cessation: Rates not shown by practice due to small numbers  
 (CCG Average: 15.7% WM Average: 27.1%)



\* Rates not displayed for practices with N<25

# Key Performance Indicators - South Worcestershire CCG

Data Source: PEER, West Midlands Perinatal Institute (Data Period: 1 July 2009 - 1 August 2011)

KPI 3a: Prevalence of IUGR at birth

KPI definitions and targets:

KPI 5: Breastfeeding Initiation < 48 Hrs

[www.pi.nhs.uk/rpnm/lfh\\_KPI\\_Evidence\\_Targets.pdf](http://www.pi.nhs.uk/rpnm/lfh_KPI_Evidence_Targets.pdf)

NB: KPI 3b: Antenatal Detection of IUGR: Rates not shown by practice because of small numbers  
(CCG Average: 35.2% WM Average: 31.8%)



GP Practice Name	GP Practice Code	KPI 3a: Intrauterine Growth Restriction (IUGR) at birth (cust cent <10)				KPI 5: Breastfeeding Initiation < 48 Hrs			
		N	n	%	95% CI	N	n	%	95% CI
<b>WEST MIDLANDS (2011/12 Average)</b>				<b>13.8</b>	<b>13.4 - 14.2</b>			<b>60.5</b>	<b>59.9 - 61.1</b>
<b>SOUTH WORCESTERSHIRE CCG</b>		<b>3066</b>	<b>368</b>	<b>12.0</b>	<b>10.9 - 13.2</b>	<b>2733</b>	<b>2011</b>	<b>73.6</b>	<b>71.9 - 75.2</b>
Abbey Medical Practice	M81094	69	9	13.0	7.0 - 23.0	67	56	83.6	72.9 - 90.6
Abbottswood Medical Centre	M81046	69	8	11.6	6.0 - 21.2	64	46	71.9	59.9 - 81.4
Albany House Surgery	M81072	60	8	13.3	6.9 - 24.2	56	44	78.6	66.2 - 87.3
Barn Close Surgery	M81029	21	2	*	*	20	14	*	*
Bredon Hill Surgery	M81007	5	0	*	*	6	6	*	*
Corbett Medical Practice	M81091	124	8	6.5	3.3 - 12.2	106	78	73.6	64.5 - 81.0
Demonfort Medical Centre	M81627	71	9	12.7	6.8 - 22.4	65	50	76.9	65.4 - 85.5
Eibury Moor Medical Centre	M81017	257	36	14.0	10.3 - 18.8	230	137	59.6	53.1 - 65.7
Great Witley Surgery	M81033	32	2	6.3	1.7 - 20.1	26	23	88.5	71.0 - 96.0
Haresfield House Surgery	M81022	197	18	9.1	5.9 - 14.0	173	126	72.8	65.8 - 78.9
Knightwick Surgery	M81045	36	3	8.3	2.9 - 21.8	27	24	88.9	71.9 - 96.1
Link End Surgery	M81079	56	7	12.5	6.2 - 23.6	46	28	60.9	46.5 - 73.6
Malvern Health Centre	M81075	102	12	11.8	6.9 - 19.4	87	55	63.2	52.7 - 72.6
Merstow Green Medical Practice	M81058	123	16	13.0	8.2 - 20.1	112	78	69.6	60.6 - 77.4
New Court Surgery	M81629	85	11	12.9	7.4 - 21.7	78	60	76.9	66.4 - 84.9
Omersley Medical Centre	M81011	29	3	10.3	3.6 - 26.4	27	27	100.0	87.5 - 100.0
Paton, Dr Rs	M81607	28	2	7.1	2.0 - 22.6	24	22	*	*
Pershore Health Centre	M81074	83	4	4.8	1.9 - 11.7	89	62	69.7	59.5 - 78.2
Riverside Surgery	M81004	138	20	14.5	9.6 - 21.3	124	90	72.6	64.1 - 79.7
Salters Medical Practice	M81034	91	15	16.5	10.3 - 25.4	81	52	64.2	53.3 - 73.8
Severn Valley Medical Practice	M81006	257	30	11.7	8.3 - 16.2	227	173	76.2	70.3 - 81.3
Shrubbery Avenue Med Prac	M81049	103	15	14.6	9.0 - 22.6	91	68	74.7	64.9 - 82.5
Spa Medical Practice	M81047	83	13	15.7	9.4 - 25.0	72	49	68.1	56.6 - 77.7
Spring Gardens Group Medical Practice	M81008	259	38	14.7	10.9 - 19.5	235	172	73.2	67.2 - 78.4
St Johns House Surgery	M81063	136	14	10.3	6.2 - 16.5	122	99	81.1	73.3 - 87.1
St Martin'S Gate Surgery	M81035	180	21	11.7	7.8 - 17.2	164	130	79.3	72.4 - 84.8
St Saviours Surgery	M81081	43	1	2.3	0.4 - 12.1	37	25	67.6	51.5 - 80.4
Tenbury Surgery	M81042	92	15	16.3	10.1 - 25.2	68	52	76.5	65.1 - 85.0
Thorneloe Lodge Surgery	M81037	121	11	9.1	5.2 - 15.5	108	87	80.6	72.1 - 86.9
Upton Surgery	M81038	48	8	16.7	8.7 - 29.6	44	35	79.5	65.5 - 88.8
Whiteacres Medical Centre	M81039	58	6	10.3	4.8 - 20.8	48	37	77.1	63.5 - 86.7
Worcester Walk-In And Health Centre	Y02708	10	3	*	*	9	6	*	*

\* Rates for practices with N<25 not calculated

# Key Performance Indicators - South Worcestershire CCG

Data Source: PEER, West Midlands Perinatal Institute

Data Period: 1 July 2009 - 1 August 2011



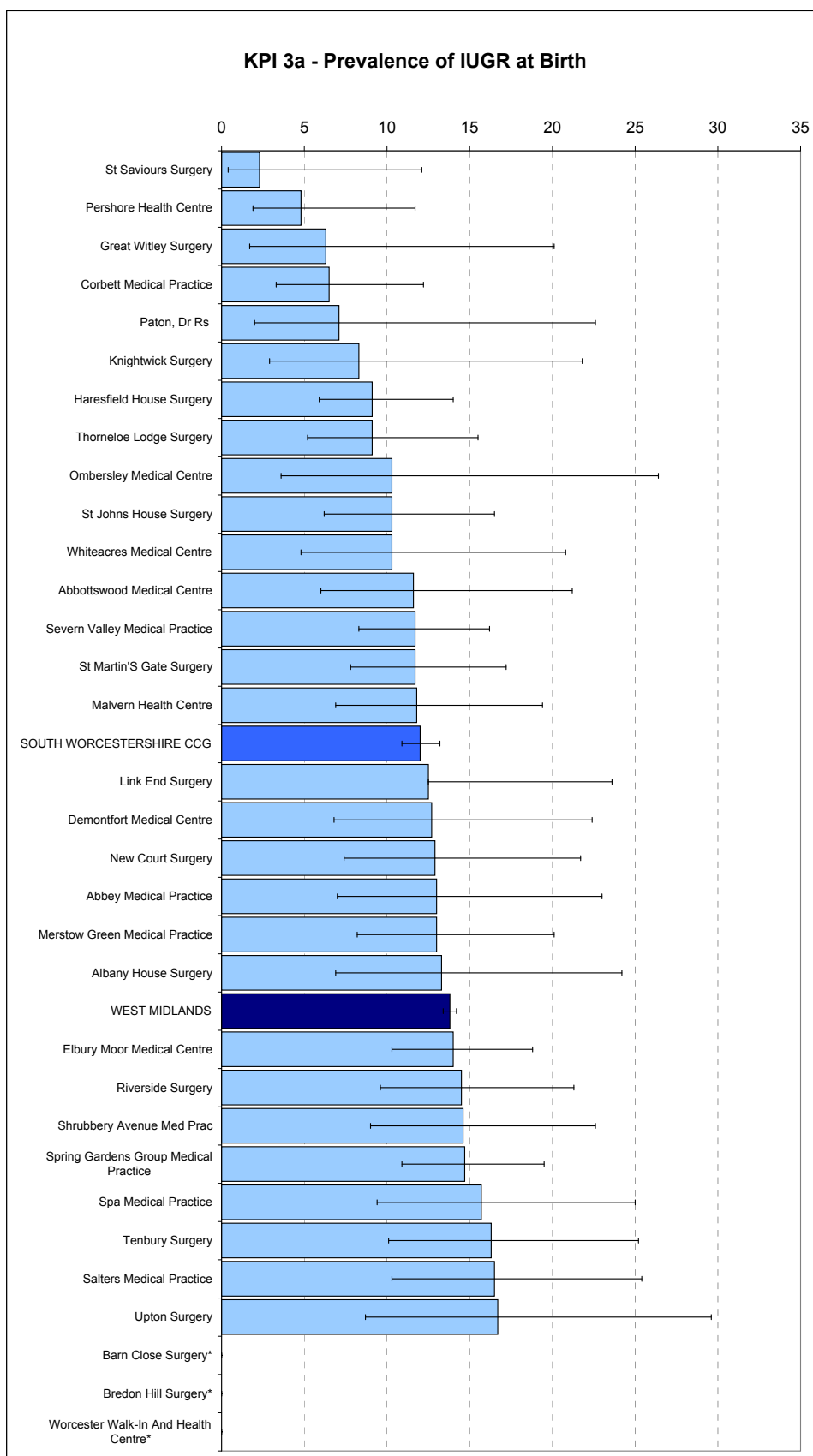
KPI 3a: Prevalence of IUGR at birth

KPI definitions and targets:

KPI 5: Breastfeeding Initiation < 48 Hrs

[www.pi.nhs.uk/rpnm/lfh/KPI\\_Evidence\\_Targets.pdf](http://www.pi.nhs.uk/rpnm/lfh/KPI_Evidence_Targets.pdf)

NB: KPI 3b: Antenatal Detection of IUGR: Rates not shown by practice due to small numbers  
(CCG Average: 35.2% WM Average: 31.8%)



\* Rates not displayed for practices with N<25



# Key Performance Indicators - South Worcestershire CCG

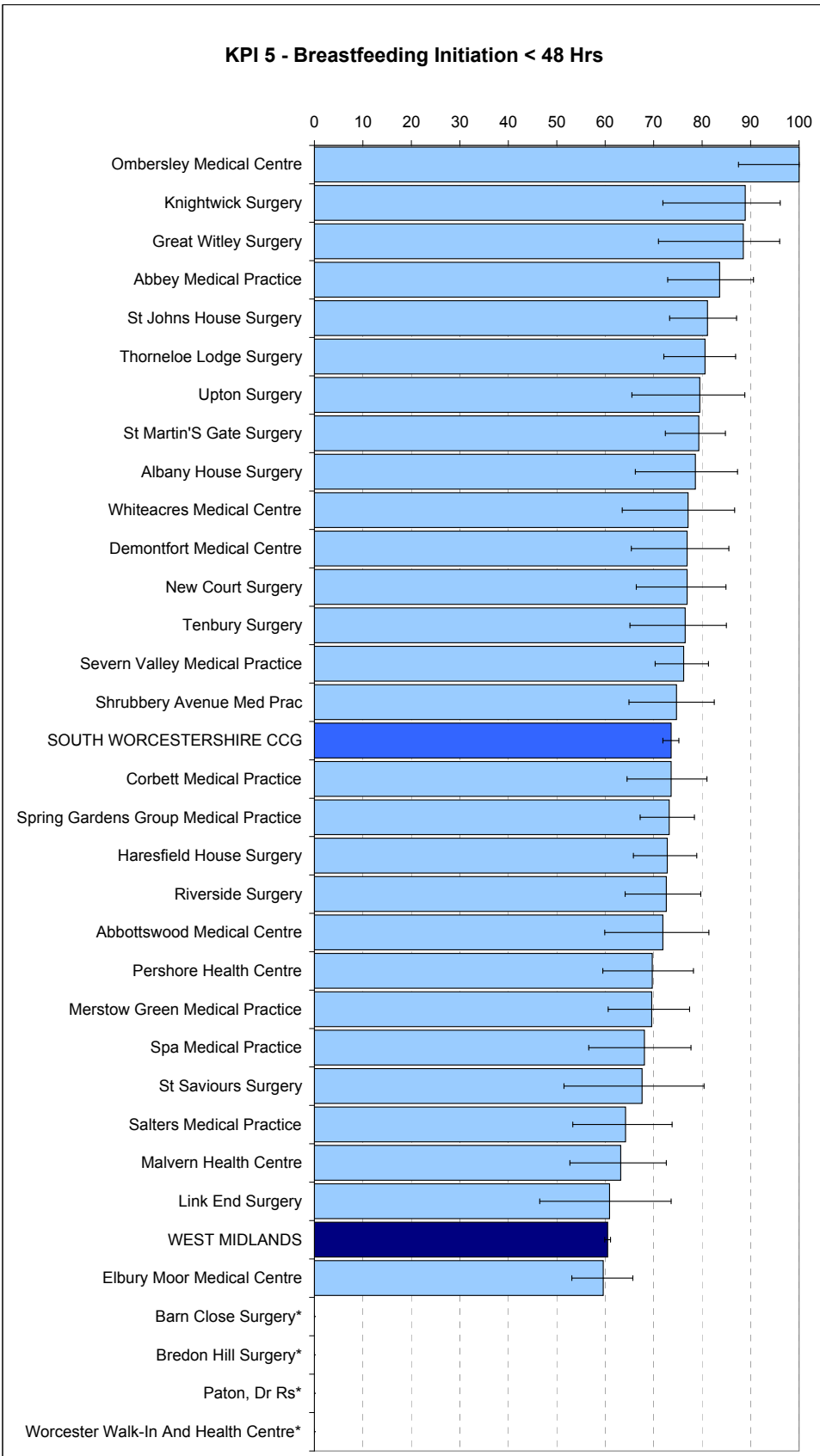
Data Source: PEER, West Midlands Perinatal Institute  
 Data Period: 1 July 2009 - 1 August 2011



KPI 3a: Prevalence of IUGR at birth  
 KPI 5: Breastfeeding Initiation < 48 Hrs  
 NB: KPI 3b: Antenatal Detection of IUGR: Rates not shown by practice due to small numbers  
 (CCG Average: 35.2% WM Average: 31.8%)

KPI definitions and targets:

[www.pi.nhs.uk/rpnm/lfh\\_KPI\\_Evidence\\_Targets.pdf](http://www.pi.nhs.uk/rpnm/lfh_KPI_Evidence_Targets.pdf)



\* Rates not displayed for practices with N<25