

Key Performance Indicators - Stoke-on-Trent CCG

Data Source: PEER, West Midlands Perinatal Institute (Data Period: 1 July 2009 - 15 August 2012)

KPI 1: Early Booking
KPI 2: Continuity of Carer

KPI definitions and targets:
www.pi.nhs.uk/rpnm/lfh_KPI_Evidence_Targets.pdf



GP Practice Name	GP Practice Code	KPI 1a: Completed Assessment < 13 Weeks				KPI 2: Continuity of Carer ^a			
		N	n	%	95% CI	N	n	%	95% CI
WEST MIDLANDS (2011/12 Average)				89.6	89.2 - 89.9			79.2	78.7 - 79.6
STOKE ON TRENT CCG		9070	7988	88.1	87.4 - 88.7	5462	5028	92.1	91.3 - 92.7
Apsley Surgery	M83627	173	134	77.5	70.7 - 83.0	133	129	97.0	92.5 - 98.8
Baddeley Green Surgery	M83709	149	137	91.9	86.5 - 95.3	90	85	94.4	87.6 - 97.6
Belgrave Medical Centre	M83068	326	297	91.1	87.5 - 93.7	197	153	77.7	71.4 - 82.9
Birches Head Medical Ctr.	M83123	219	197	90.0	85.3 - 93.3	127	125	98.4	94.4 - 99.6
Brinsley Avenue Practice	M83601	62	58	93.5	84.6 - 97.5	30	29	96.7	83.3 - 99.4
Brook Medical Centre	M83094	477	441	92.5	89.7 - 94.5	284	213	75.0	69.7 - 79.7
Cambridge House	M83624	4	4	*	*	0	0	*	*
Dr M Mccarthy & Partners	M83004	300	269	89.7	85.7 - 92.6	173	134	77.5	70.7 - 83.0
Dr Parikh & Partner	M83620	160	147	91.9	86.6 - 95.2	53	52	98.1	90.1 - 99.7
Dr Pathak & Partners	M83127	146	115	78.8	71.4 - 84.6	97	81	83.5	74.9 - 89.6
Dr Phillips & Partners	M83075	307	252	82.1	77.4 - 86.0	184	176	95.7	91.7 - 97.8
Dr Seth & Partners	M83028	246	217	88.2	83.6 - 91.7	160	154	96.3	92.1 - 98.3
Drayton Rd Med Prac-Locum	M83629	64	55	85.9	75.4 - 92.4	53	49	92.5	82.1 - 97.0
Drs Rees & Lefroy	M83619	47	43	91.5	80.1 - 96.6	27	27	100.0	87.5 - 100.0
Drs Shah Surgery	M83138	155	148	95.5	91.0 - 97.8	97	94	96.9	91.3 - 98.9
Five Towns Gp Surgery	M83700	47	40	85.1	72.3 - 92.6	35	34	97.1	85.5 - 99.5
Furlong Medical Centre	M83021	424	363	85.6	82.0 - 88.6	257	223	86.8	82.1 - 90.4
Goldenhill Medical Centre	M83143	167	142	85.0	78.8 - 89.6	101	98	97.0	91.6 - 99.0
Hanley Health & Well Being Centre	Y02868	66	54	81.8	70.9 - 89.3	60	56	93.3	84.1 - 97.4
Harley Street Medical Ctr	M83076	268	232	86.6	82.0 - 90.1	154	146	94.8	90.1 - 97.3
Hartshill Surgery	M83066	185	165	89.2	83.9 - 92.9	115	109	94.8	89.1 - 97.6
Longton Hall Surgery	M83126	117	105	89.7	82.9 - 94.0	65	56	86.2	75.7 - 92.5
Lucie Wedgwood Health Ctr	M83682	255	214	83.9	78.9 - 87.9	152	149	98.0	94.4 - 99.3
Medical Centre Dunrobin Street	M83090	96	91	94.8	88.4 - 97.8	54	54	100.0	93.4 - 100.0
Meir Health Centre	M83622	36	31	86.1	71.3 - 93.9	3	3	*	*
Merton Surgery	M83128	157	148	94.3	89.5 - 97.0	93	89	95.7	89.5 - 98.3
Middleport Medical Centre	Y02867	35	30	85.7	70.6 - 93.7	34	32	94.1	80.9 - 98.4
Miles, Dr Pd	M83100	32	29	90.6	75.8 - 96.8	32	31	96.9	84.3 - 99.4
Millrise Medical Practice	M83061	225	209	92.9	88.8 - 95.6	128	125	97.7	93.3 - 99.2
Moss Green Surgery	Y00592	208	190	91.3	86.7 - 94.5	133	132	99.2	95.9 - 99.9
Orchard Surgery	M83038	269	239	88.8	84.5 - 92.1	159	143	89.9	84.3 - 93.7
Packmoor Medical Centre	M83739	118	100	84.7	77.2 - 90.1	69	67	97.1	90.0 - 99.2
Potteries Medical Centre	M83102	143	133	93.0	87.6 - 96.2	90	87	96.7	90.7 - 98.9
Practice Of Dr Ak Sinha	M83712	138	113	81.9	74.6 - 87.4	83	73	88.0	79.2 - 93.3
Practice Of Dr Bd Patel	M83631	139	128	92.1	86.4 - 95.5	73	70	95.9	88.6 - 98.6
Practice Of Dr Dc Ghosh	M83661	58	52	89.7	79.2 - 95.2	38	38	100.0	90.8 - 100.0
Practice Of Dr Gt Chand	M83133	76	69	90.8	82.2 - 95.5	45	42	93.3	82.1 - 97.7
Practice Of Dr Ha Talpur	M83678	53	48	90.6	79.7 - 95.9	29	28	96.6	82.8 - 99.4
Practice Of Dr Hp Borse	M83713	150	135	90.0	84.2 - 93.8	95	88	92.6	85.6 - 96.4
Practice Of Dr Ja Mir	M83725	132	114	86.4	79.5 - 91.2	84	82	97.6	91.7 - 99.3
Practice Of Dr R Sarin	M83047	148	137	92.6	87.2 - 95.8	83	82	98.8	93.5 - 99.8
Practice Of Dr Sb Kulkarni	M83714	59	49	83.1	71.5 - 90.5	38	38	100.0	90.8 - 100.0
Snowhill Medical Centre	M83623	240	200	83.3	78.1 - 87.5	146	141	96.6	92.2 - 98.5
The Haymarket Health Ctr	M83082	473	414	87.5	84.2 - 90.2	234	224	95.7	92.3 - 97.7
The High Ridge Surgery	M83695	41	38	92.7	80.6 - 97.5	33	29	87.9	72.7 - 95.2
The Moorcroft Medical Ctr	M83146	377	349	92.6	89.5 - 94.8	231	226	97.8	95.0 - 99.1
The Surgery	M83625	252	218	86.5	81.7 - 90.2	146	140	95.9	91.3 - 98.1
The Surgery Foden Street	M83134	146	120	82.2	75.2 - 87.5	77	75	97.4	91.0 - 99.3
The Surgery Trentham Mews	M83711	69	66	95.7	88.0 - 98.5	46	41	89.1	77.0 - 95.3
Trent Vale Medical Practice	M83014	301	264	87.7	83.5 - 90.9	171	132	77.2	70.3 - 82.8
Trinity Medical Centre	M83632	97	88	90.7	83.3 - 95.0	62	52	83.9	72.8 - 91.0
Tunstall Primary Care Centre	M83650	91	72	79.1	69.7 - 86.2	49	47	95.9	86.3 - 98.9
Tunstall Primary Care Centre	M83669	47	35	74.5	60.5 - 84.7	47	44	93.6	82.8 - 97.8
Weston Coyne Medical Centre	M83708	51	44	86.3	74.3 - 93.2	37	36	97.3	86.2 - 99.5
Willow Bank Surgery	Y02521	249	206	82.7	77.5 - 86.9	176	165	93.8	89.2 - 96.5

* Rates for practices with N<25 not calculated

^a From Sept. 2010 only, with definition of 'continuity' including 2 midwives

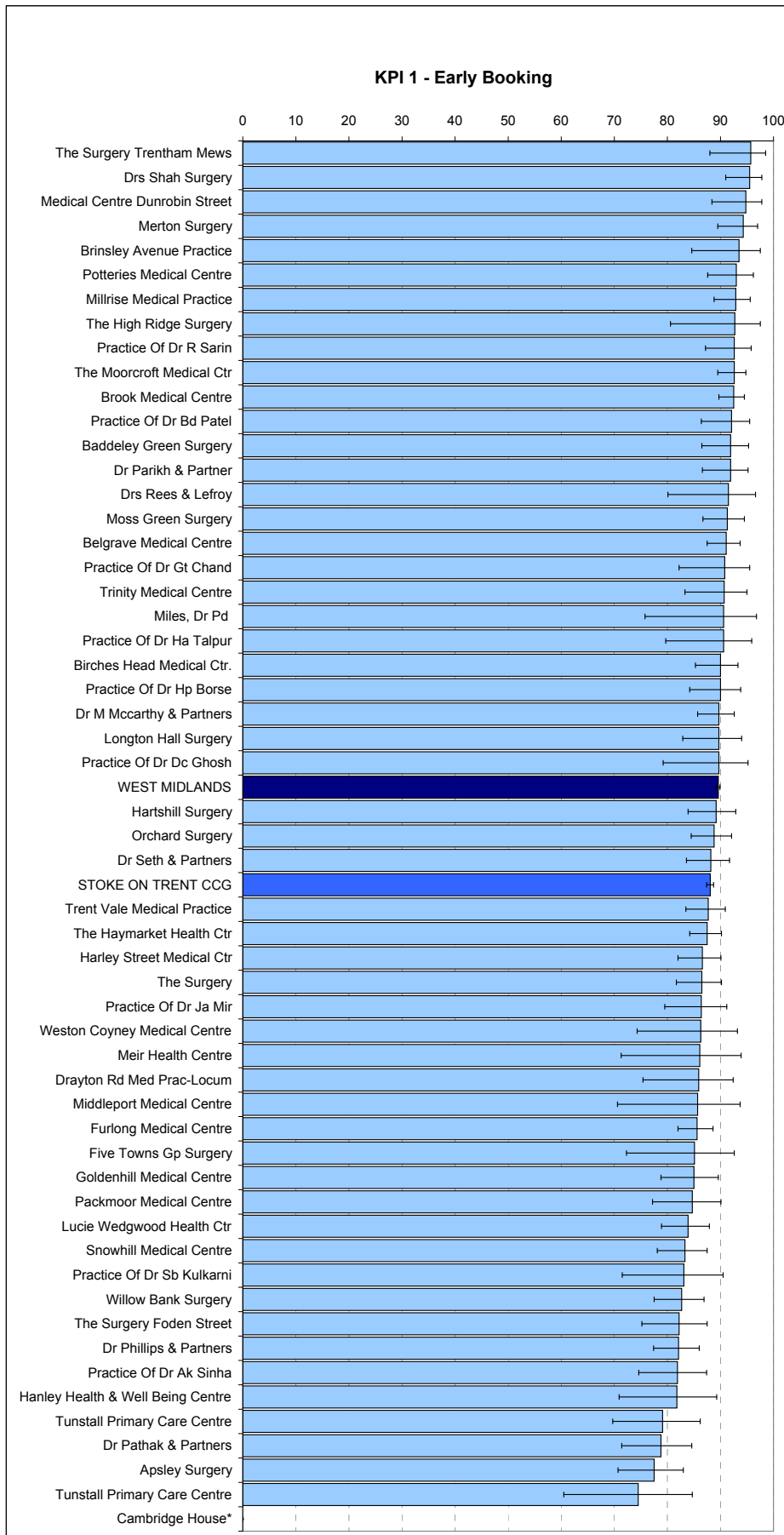
Key Performance Indicators - Stoke-on-Trent CCG

Data Source: PEER, West Midlands Perinatal Institute
 Data Period: 1 July 2009 - 15 August 2012



KPI 1: Early Booking
 KPI 2: Continuity of Carer

KPI definitions and targets:
www.pi.nhs.uk/rpnm/lfh_KPI_Evidence_Targets.pdf



* Rates not displayed for practices with N<25

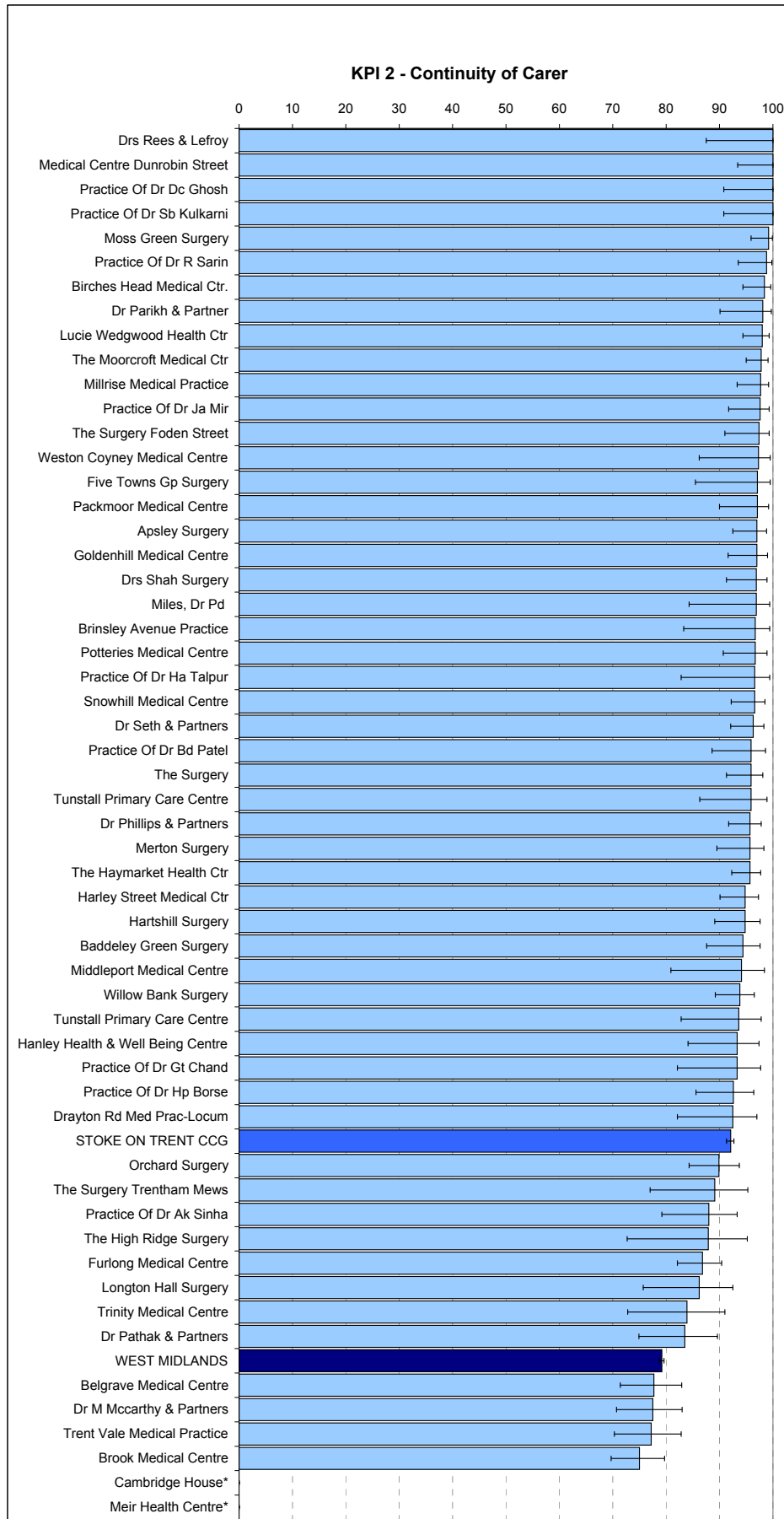
Key Performance Indicators - Stoke-on-Trent CCG

Data Source: PEER, West Midlands Perinatal Institute
 Data Period: 1 July 2009 - 15 August 2012



KPI 1: Early Booking
 KPI 2: Continuity of Carer

KPI definitions and targets:
www.pi.nhs.uk/rpnm/lfh_KPI_Evidence_Targets.pdf



* Rates not displayed for practices with N<25

Key Performance Indicators - Stoke-on-Trent CCG

Data Source: PEER, West Midlands Perinatal Institute (Data Period: 1 July 2009 - 15 August 2012)



KPI 4a - Smoking at Booking

KPI definitions and targets:

KPI 4b: Smoking at Delivery

www.pi.nhs.uk/rpnm/lfH_KPI_Evidence_Targets.pdf

NB: KPI 4c: Smoking Cessation: Rates not shown by practice because of small numbers

(CCG Average: 23.6% WM Average: 27.1%)

GP Practice Name	GP Practice Code	KPI 4a: Smoking at Booking				KPI 4b: Smoking at Delivery			
		N	n	%	95% CI	N	n	%	95% CI
WEST MIDLANDS (2011/12 Average)				19.3	18.9 - 19.8			14.3	13.9 - 14.8
STOKE ON TRENT CCG		9139	2375	26.0	25.1 - 26.9	9045	1939	21.4	20.6 - 22.3
Apsley Surgery	M83627	175	34	19.4	14.2 - 25.9	172	32	18.6	13.5 - 25.1
Baddeley Green Surgery	M83709	149	17	11.4	7.2 - 17.5	148	11	7.4	4.2 - 12.8
Belgrave Medical Centre	M83068	328	78	23.8	19.5 - 28.7	325	62	19.1	15.2 - 23.7
Birches Head Medical Ctr.	M83123	220	54	24.5	19.3 - 30.6	215	37	17.2	12.8 - 22.8
Brinsley Avenue Practice	M83601	63	4	6.3	2.5 - 15.2	64	3	4.7	1.6 - 12.9
Brook Medical Centre	M83094	477	126	26.4	22.7 - 30.5	477	108	22.6	19.1 - 26.6
Cambridge House	M83624	4	1	*	*	4	1	*	*
Dr M Mccarthy & Partners	M83004	299	61	20.4	16.2 - 25.3	303	53	17.5	13.6 - 22.2
Dr Parikh & Partner	M83620	161	44	27.3	21.0 - 34.7	158	37	23.4	17.5 - 30.6
Dr Pathak & Partners	M83127	145	21	14.5	9.7 - 21.1	144	17	11.8	7.5 - 18.1
Dr Phillips & Partners	M83075	309	63	20.4	16.3 - 25.2	306	46	15.0	11.5 - 19.5
Dr Seth & Partners	M83028	247	79	32.0	26.5 - 38.0	240	63	26.3	21.1 - 32.2
Drayton Rd Med Prac-Locum	M83629	65	25	38.5	27.6 - 50.6	64	22	34.4	23.9 - 46.6
Drs Rees & Lefroy	M83619	49	7	14.3	7.1 - 26.7	49	6	12.2	5.7 - 24.2
Drs Shah Surgery	M83138	155	24	15.5	10.6 - 22.0	152	20	13.2	8.7 - 19.5
Five Towns Gp Surgery	M83700	48	2	4.2	1.2 - 14.0	47	1	2.1	0.4 - 11.1
Furlong Medical Centre	M83021	427	147	34.4	30.1 - 39.1	417	120	28.8	24.6 - 33.3
Goldenhill Medical Centre	M83143	169	46	27.2	21.1 - 34.4	167	37	22.2	16.5 - 29.0
Hanley Health & Well Being Centre	Y02868	65	24	36.9	26.2 - 49.1	65	17	26.2	17.0 - 38.0
Harley Street Medical Ctr	M83076	271	78	28.8	23.7 - 34.4	271	64	23.6	19.0 - 29.0
Hartshill Surgery	M83066	186	32	17.2	12.5 - 23.3	187	25	13.4	9.2 - 19.0
Longton Hall Surgery	M83126	117	41	35.0	27.0 - 44.0	115	35	30.4	22.8 - 39.4
Lucie Wedgwood Health Ctr	M83682	260	63	24.2	19.4 - 29.8	256	55	21.5	16.9 - 26.9
Medical Centre Dunrobin Street	M83090	97	29	29.9	21.7 - 39.6	96	20	20.8	13.9 - 30.0
Meir Health Centre	M83622	36	18	50.0	34.5 - 65.5	36	15	41.7	27.1 - 57.8
Merton Surgery	M83128	158	51	32.3	25.5 - 39.9	154	32	20.8	15.1 - 27.9
Middleport Medical Centre	Y02867	36	13	36.1	22.5 - 52.4	36	14	38.9	24.8 - 55.1
Miles, Dr Pd	M83100	33	11	33.3	19.8 - 50.4	32	10	31.3	18.0 - 48.6
Millrise Medical Practice	M83061	227	39	17.2	12.8 - 22.6	226	27	11.9	8.3 - 16.8
Moss Green Surgery	Y00592	210	92	43.8	37.3 - 50.6	207	79	38.2	31.8 - 44.9
Orchard Surgery	M83038	272	76	27.9	22.9 - 33.6	273	68	24.9	20.2 - 30.4
Packmoor Medical Centre	M83739	121	5	4.1	1.8 - 9.3	121	7	5.8	2.8 - 11.5
Potteries Medical Centre	M83102	144	59	41.0	33.3 - 49.1	138	49	35.5	28.0 - 43.8
Practice Of Dr Ak Sinha	M83712	139	15	10.8	6.6 - 17.0	139	13	9.4	5.5 - 15.3
Practice Of Dr Bd Patel	M83631	142	57	40.1	32.4 - 48.4	142	44	31.0	24.0 - 39.0
Practice Of Dr Dc Ghosh	M83661	58	21	36.2	25.1 - 49.1	57	19	33.3	22.5 - 46.3
Practice Of Dr Gt Chand	M83133	76	34	44.7	34.1 - 55.9	75	24	32.0	22.5 - 43.2
Practice Of Dr Ha Talpur	M83678	53	6	11.3	5.3 - 22.6	53	4	7.5	3.0 - 17.9
Practice Of Dr Hp Borse	M83713	150	59	39.3	31.9 - 47.3	151	52	34.4	27.3 - 42.3
Practice Of Dr Ja Mir	M83725	133	57	42.9	34.8 - 51.4	132	53	40.2	32.2 - 48.7
Practice Of Dr R Sarin	M83047	147	27	18.4	12.9 - 25.4	145	20	13.8	9.1 - 20.3
Practice Of Dr Sb Kulkarni	M83714	60	11	18.3	10.6 - 29.9	58	9	15.5	8.4 - 26.9
Snowhill Medical Centre	M83623	246	34	13.8	10.1 - 18.7	245	29	11.8	8.4 - 16.5
The Haymarket Health Ctr	M83082	473	160	33.8	29.7 - 38.2	469	127	27.1	23.3 - 31.3
The High Ridge Surgery	M83695	41	10	24.4	13.8 - 39.3	38	10	26.3	15.0 - 42.0
The Moorcroft Medical Ctr	M83146	380	90	23.7	19.7 - 28.2	374	72	19.3	15.6 - 23.6
The Surgery	M83625	257	83	32.3	26.9 - 38.2	254	64	25.2	20.3 - 30.9
The Surgery Foden Street	M83134	149	41	27.5	21.0 - 35.2	146	33	22.6	16.6 - 30.0
The Surgery Trentham Mews	M83711	69	7	10.1	5.0 - 19.5	70	4	5.7	2.2 - 13.8
Trent Vale Medical Practice	M83014	302	62	20.5	16.4 - 25.4	297	49	16.5	12.7 - 21.1
Trinity Medical Centre	M83632	98	11	11.2	6.4 - 19.0	95	9	9.5	5.1 - 17.0
Tunstall Primary Care Centre	M83650	92	22	23.9	16.4 - 33.6	90	22	24.4	16.7 - 34.2
Tunstall Primary Care Centre	M83669	48	13	27.1	16.6 - 41.0	48	12	25.0	14.9 - 38.8
Weston Coyne Medical Centre	M83708	52	20	38.5	26.5 - 52.0	52	16	30.8	19.9 - 44.3
Willow Bank Surgery	Y02521	251	71	28.3	23.1 - 34.2	250	61	24.4	19.5 - 30.1

* Rates for practices with N<25 not calculated

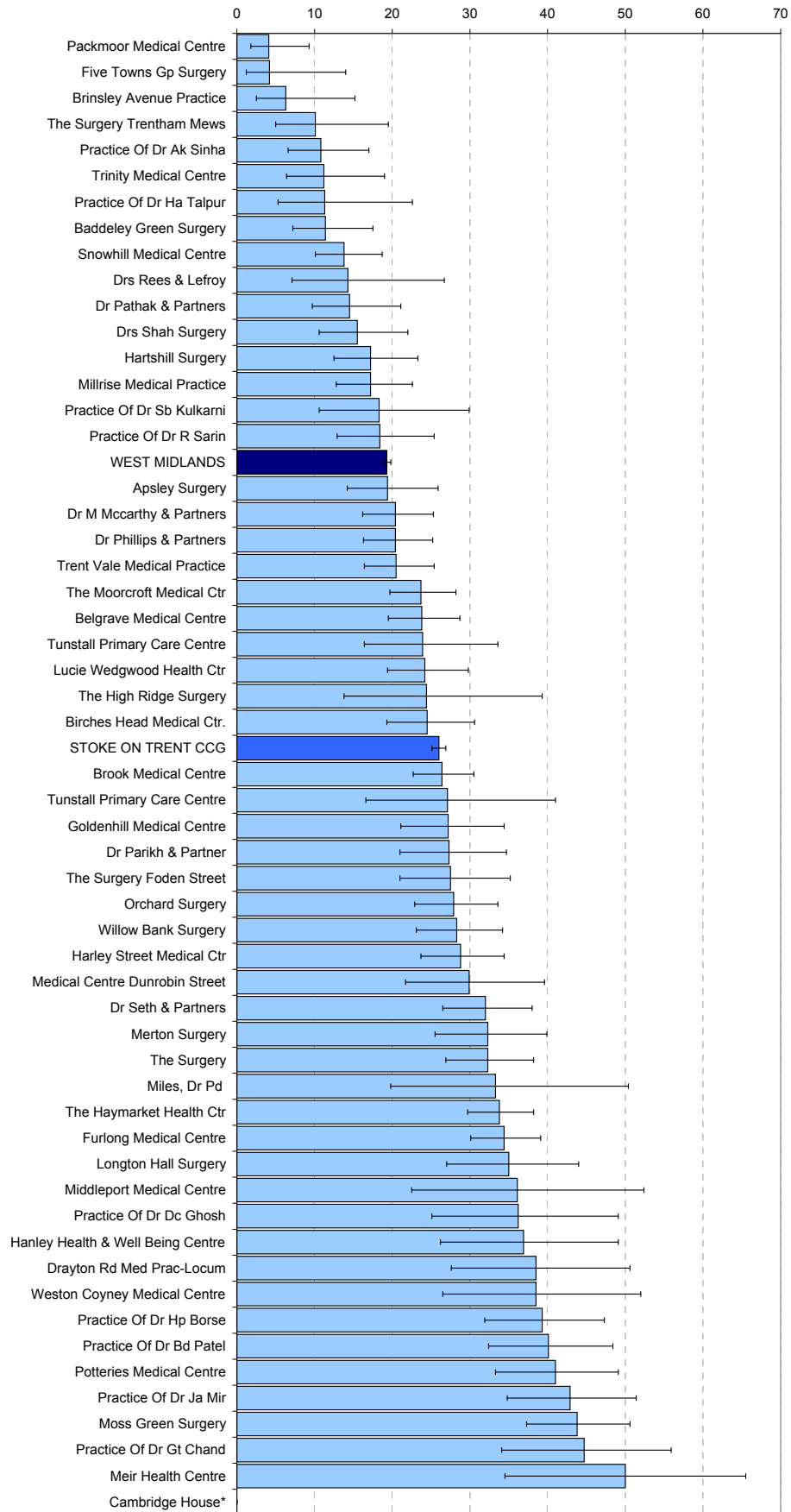
Key Performance Indicators - Stoke-on-Trent CCG

Data Source: PEER, West Midlands Perinatal Institute
 Data Period: 1 July 2009 - 15 August 2012



KPI 4a - Smoking at Booking
 KPI 4b: Smoking at Delivery
 NB: KPI 4c: Smoking Cessation: Rates not shown by practice due to small numbers
 (CCG Average: 23.6% WM Average: 27.1%)

KPI 4a - Smoking at Booking



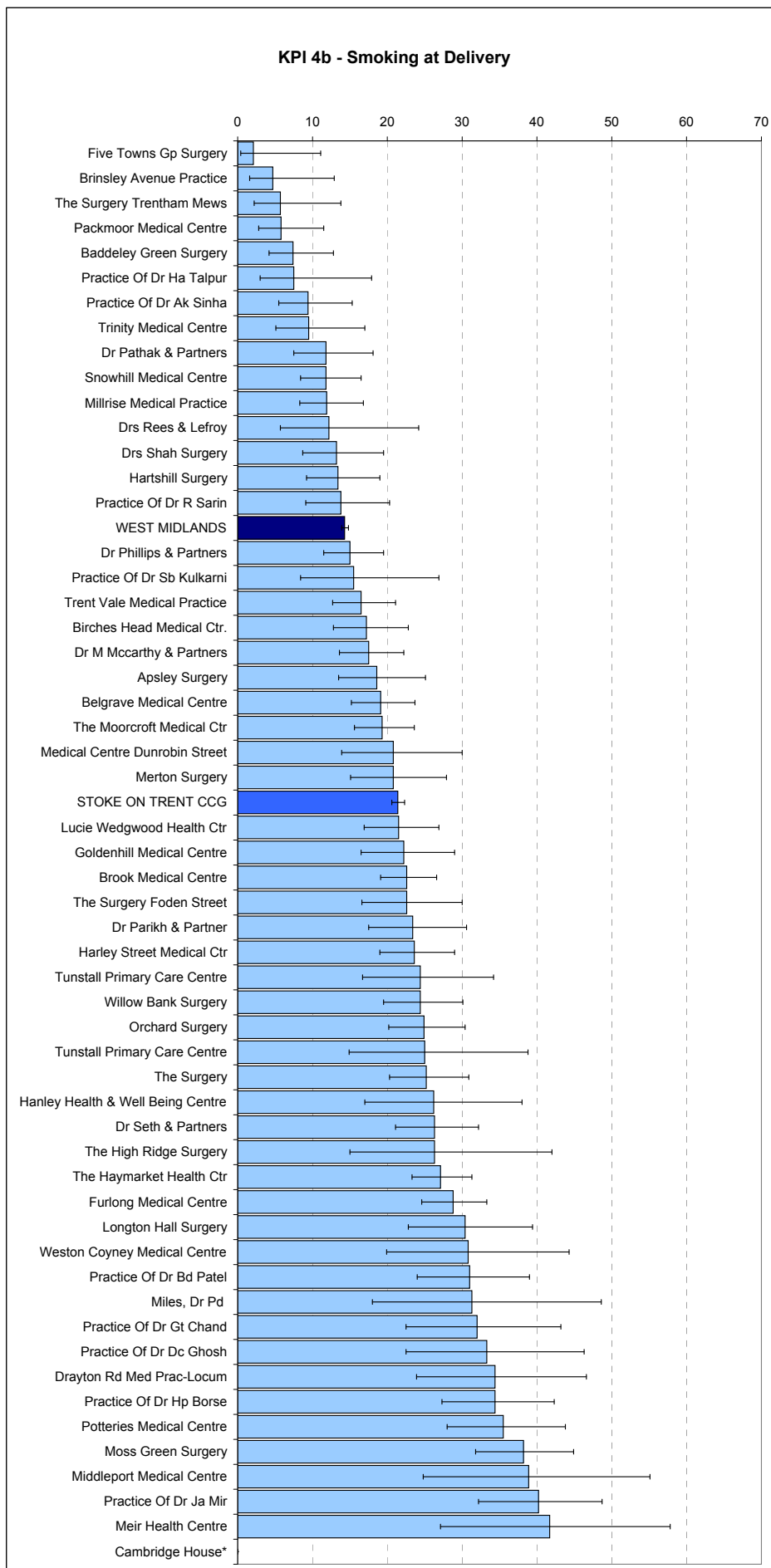
* Rates not displayed for practices with N<25

Key Performance Indicators - Stoke-on-Trent CCG

Data Source: PEER, West Midlands Perinatal Institute
 Data Period: 1 July 2009 - 15 August 2012



KPI 4a - Smoking at Booking
 KPI 4b: Smoking at Delivery www.pi.nhs.uk/rpnm/lfh_KPI_Evidence_Targets.pdf
 NB: KPI 4c: Smoking Cessation: Rates not shown by practice due to small numbers
 (CCG Average: 23.6% WM Average: 27.1%)



* Rates not displayed for practices with N<25

Key Performance Indicators - Stoke-on-Trent CCG

Data Source: PEER, West Midlands Perinatal Institute (Data Period: 1 July 2009 - 15 August 2012)



KPI 3a: Prevalence of IUGR at birth

KPI definitions and targets:

KPI 5: Breastfeeding Initiation < 48 Hrs

www.pi.nhs.uk/rpnm/lfH_KPI_Evidence_Targets.pdf

NB: KPI 3b: Antenatal Detection of IUGR: Rates not shown by practice because of small numbers

(CCG Average: 38.0% WM Average: 31.8%)

GP Practice Name	GP Practice Code	KPI 3a: Intrauterine Growth Restriction (IUGR) at birth (cust cent <10)				KPI 5: Breastfeeding Initiation < 48 Hrs			
		N	n	%	95% CI	N	n	%	95% CI
WEST MIDLANDS (2011/12 Average)				13.8	13.4 - 14.2			60.5	59.9 - 61.1
STOKE ON TRENT CCG		9021	1410	15.6	14.9 - 16.4	8860	5048	57.0	55.9 - 58.0
Apsley Surgery	M83627	171	17	9.9	6.3 - 15.3	168	100	59.5	52.0 - 66.7
Baddeley Green Surgery	M83709	148	18	12.2	7.8 - 18.4	141	100	70.9	63.0 - 77.8
Belgrave Medical Centre	M83068	321	48	15.0	11.5 - 19.3	324	181	55.9	50.4 - 61.2
Birches Head Medical Ctr.	M83123	217	33	15.2	11.0 - 20.6	217	113	52.1	45.4 - 58.6
Brinsley Avenue Practice	M83601	61	5	8.2	3.6 - 17.8	58	45	77.6	65.3 - 86.4
Brook Medical Centre	M83094	475	73	15.4	12.4 - 18.9	469	263	56.1	51.6 - 60.5
Cambridge House	M83624	4	1	*	*	4	3	*	*
Dr M Mccarthy & Partners	M83004	303	45	14.9	11.3 - 19.3	297	174	58.6	52.9 - 64.0
Dr Parikh & Partner	M83620	160	33	20.6	15.1 - 27.5	153	82	53.6	45.7 - 61.3
Dr Pathak & Partners	M83127	144	22	15.3	10.3 - 22.0	141	95	67.4	59.3 - 74.6
Dr Phillips & Partners	M83075	305	43	14.1	10.6 - 18.5	296	187	63.2	57.5 - 68.5
Dr Seth & Partners	M83028	247	27	10.9	7.6 - 15.4	243	143	58.8	52.6 - 64.9
Drayton Rd Med Prac-Locum	M83629	64	17	26.6	17.3 - 38.5	58	28	48.3	35.9 - 60.8
Drs Rees & Lefroy	M83619	45	5	11.1	4.8 - 23.5	44	27	61.4	46.6 - 74.3
Drs Shah Surgery	M83138	153	15	9.8	6.0 - 15.5	151	85	56.3	48.3 - 63.9
Five Towns Gp Surgery	M83700	47	8	17.0	8.9 - 30.1	43	22	51.2	36.8 - 65.4
Furlong Medical Centre	M83021	424	80	18.9	15.4 - 22.9	410	206	50.2	45.4 - 55.1
Goldenhill Medical Centre	M83143	167	26	15.6	10.9 - 21.8	168	78	46.4	39.1 - 54.0
Hanley Health & Well Being Centre	Y02868	66	15	22.7	14.3 - 34.2	63	41	65.1	52.8 - 75.7
Harley Street Medical Ctr	M83076	266	45	16.9	12.9 - 21.9	262	159	60.7	54.7 - 66.4
Hartshill Surgery	M83066	185	31	16.8	12.1 - 22.8	181	146	80.7	74.3 - 85.8
Longton Hall Surgery	M83126	116	21	18.1	12.2 - 26.1	111	56	50.5	41.3 - 59.6
Lucie Wedgwood Health Ctr	M83682	257	48	18.7	14.4 - 23.9	250	136	54.4	48.2 - 60.5
Medical Centre Dunrobin Street	M83090	95	11	11.6	6.6 - 19.6	91	47	51.6	41.5 - 61.6
Meir Health Centre	M83622	35	7	20.0	10.0 - 35.9	35	15	42.9	28.0 - 59.1
Merton Surgery	M83128	157	25	15.9	11.0 - 22.5	154	81	52.6	44.7 - 60.3
Middleport Medical Centre	Y02867	35	9	25.7	14.2 - 42.1	34	20	58.8	42.2 - 73.6
Miles, Dr Pd	M83100	33	4	12.1	4.8 - 27.3	33	22	66.7	49.6 - 80.2
Millrise Medical Practice	M83061	225	34	15.1	11.0 - 20.4	219	131	59.8	53.2 - 66.1
Moss Green Surgery	Y00592	206	37	18.0	13.3 - 23.8	206	76	36.9	30.6 - 43.7
Orchard Surgery	M83038	265	41	15.5	11.6 - 20.3	260	144	55.4	49.3 - 61.3
Packmoor Medical Centre	M83739	118	18	15.3	9.9 - 22.8	115	73	63.5	54.4 - 71.7
Potteries Medical Centre	M83102	142	25	17.6	12.2 - 24.7	142	60	42.3	34.4 - 50.5
Practice Of Dr Ak Sinha	M83712	136	18	13.2	8.5 - 20.0	133	75	56.4	47.9 - 64.5
Practice Of Dr Bd Patel	M83631	138	21	15.2	10.2 - 22.1	137	75	54.7	46.4 - 62.8
Practice Of Dr Dc Ghosh	M83661	58	13	22.4	13.6 - 34.7	54	25	46.3	33.7 - 59.4
Practice Of Dr Gt Chand	M83133	75	12	16.0	9.4 - 25.9	75	40	53.3	42.2 - 64.2
Practice Of Dr Ha Talpur	M83678	53	8	15.1	7.9 - 27.1	52	30	57.7	44.2 - 70.1
Practice Of Dr Hp Borse	M83713	149	31	20.8	15.1 - 28.0	144	69	47.9	39.9 - 56.0
Practice Of Dr Ja Mir	M83725	132	19	14.4	9.4 - 21.4	131	63	48.1	39.7 - 56.6
Practice Of Dr R Sarin	M83047	143	25	17.5	12.1 - 24.5	147	90	61.2	53.2 - 68.7
Practice Of Dr Sb Kulkarni	M83714	58	11	19.0	10.9 - 30.9	58	44	75.9	63.5 - 85.0
Snowhill Medical Centre	M83623	238	35	14.7	10.8 - 19.8	235	153	65.1	58.8 - 70.9
The Haymarket Health Ctr	M83082	470	69	14.7	11.8 - 18.2	465	220	47.3	42.8 - 51.9
The High Ridge Surgery	M83695	41	7	17.1	8.5 - 31.3	40	20	50.0	35.2 - 64.8
The Moorcroft Medical Ctr	M83146	377	57	15.1	11.9 - 19.1	363	228	62.8	57.7 - 67.6
The Surgery	M83625	250	42	16.8	12.7 - 21.9	254	141	55.5	49.4 - 61.5
The Surgery Foden Street	M83134	147	25	17.0	11.8 - 23.9	144	88	61.1	53.0 - 68.7
The Surgery Trentham Mews	M83711	68	9	13.2	7.1 - 23.3	66	51	77.3	65.8 - 85.7
Trent Vale Medical Practice	M83014	299	33	11.0	8.0 - 15.1	294	193	65.6	60.0 - 70.8
Trinity Medical Centre	M83632	97	10	10.3	5.7 - 17.9	98	76	77.6	68.3 - 84.7
Tunstall Primary Care Centre	M83650	91	15	16.5	10.3 - 25.4	90	46	51.1	41.0 - 61.2
Tunstall Primary Care Centre	M83669	47	8	17.0	8.9 - 30.1	49	22	44.9	31.9 - 58.7
Weston Coyne Medical Centre	M83708	51	7	13.7	6.8 - 25.7	49	29	59.2	45.2 - 71.8
Willow Bank Surgery	Y02521	246	48	19.5	15.0 - 24.9	241	131	54.4	48.0 - 60.5

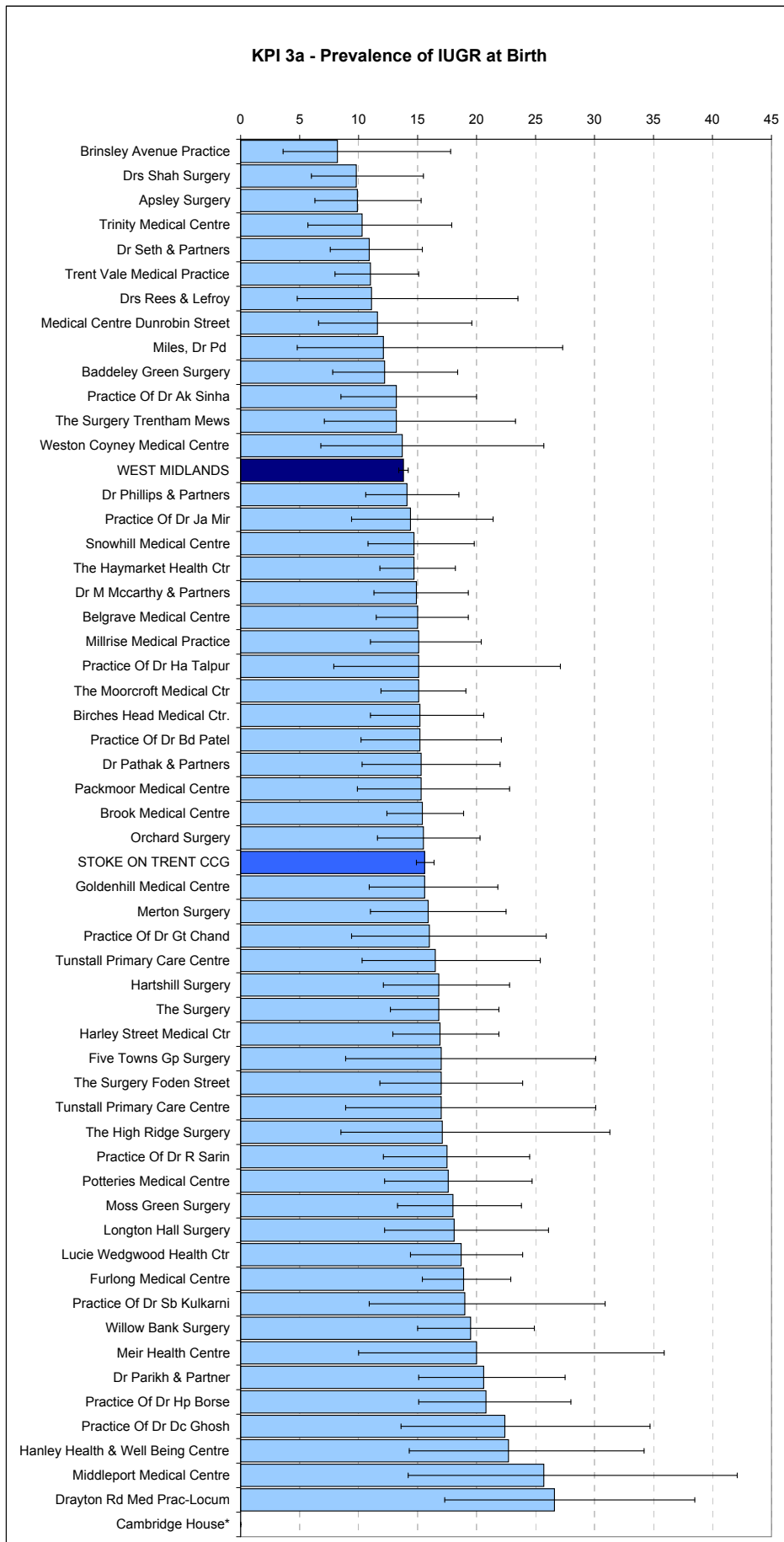
* Rates for practices with N<25 not calculated

Key Performance Indicators - Stoke-on-Trent CCG

Data Source: PEER, West Midlands Perinatal Institute
 Data Period: 1 July 2009 - 15 August 2012



KPI 3a: Prevalence of IUGR at birth KPI definitions and targets:
 KPI 5: Breastfeeding Initiation < 48 Hrs www.pi.nhs.uk/rpnm/lft/KPI_Evidence_Targets.pdf
 NB: KPI 3b: Antenatal Detection of IUGR: Rates not shown by practice due to small numbers
 (CCG Average: 38.0% WM Average: 31.8%)



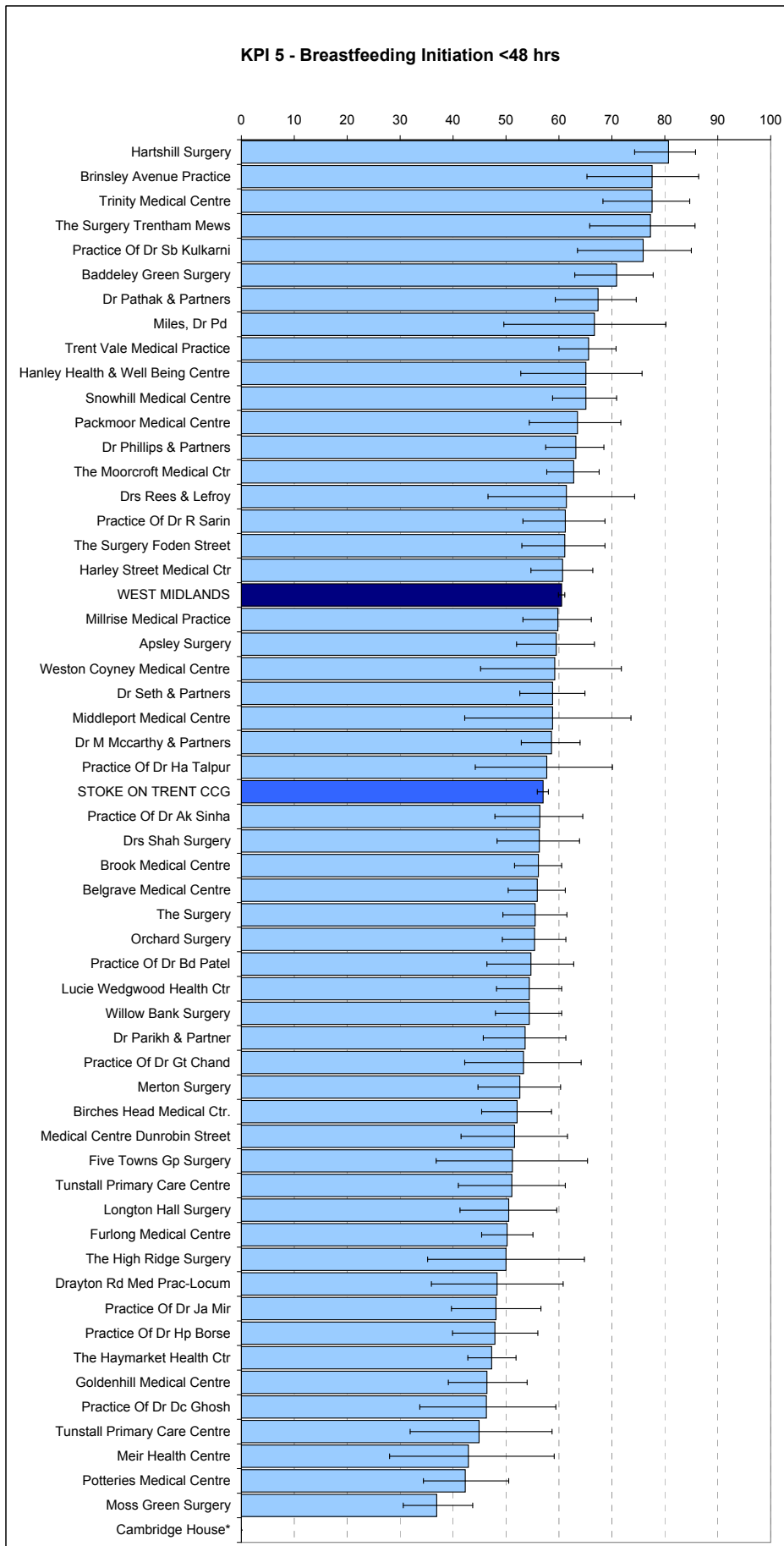
* Rates not displayed for practices with N<25

Key Performance Indicators - Stoke-on-Trent CCG

Data Source: PEER, West Midlands Perinatal Institute
 Data Period: 1 July 2009 - 15 August 2012



KPI 3a: Prevalence of IUGR at birth KPI definitions and targets:
 KPI 5: Breastfeeding Initiation < 48 Hrs www.pi.nhs.uk/rpnm/lfh/KPI_Evidence_Targets.pdf
 NB: KPI 3b: Antenatal Detection of IUGR: Rates not shown by practice due to small numbers
 (CCG Average: 38.0% WM Average: 31.8%)



* Rates not displayed for practices with N<25