

Key Performance Indicators - Telford and Wrekin CCG

Data Source: PEER, West Midlands Perinatal Institute (Data Period: 1 July 2009 - 09 March 2011)

KPI 1: Early Booking

KPI 2: Continuity of Carer

KPI definitions and targets:

www.pi.nhs.uk/rpnm/lfH_KPI_Evidence_Targets.pdf



| KPI 1a: Completed Assessment < 13 Weeks | | | | | |
|--|------------------|-------------|-------------|-------------|--------------------|
| GP Practice Name | GP Practice Code | N | n | % | 95% CI |
| WEST MIDLANDS (2011/12 Average) | | | | 89.6 | 89.2 - 89.9 |
| TELFORD AND WREKIN CCG | | 1598 | 1186 | 74.2 | 72.0 - 76.3 |
| Charlton Medical Practice | M82007 | 126 | 96 | 76.2 | 68.0 - 82.8 |
| Church Close Surgery | M82616 | 38 | 28 | 73.7 | 58.0 - 85.0 |
| Dawley Medical Practice | M82009 | 92 | 72 | 78.3 | 68.8 - 85.5 |
| Donnington Medical Practice | M82012 | 116 | 88 | 75.9 | 67.3 - 82.7 |
| Hadley Medical Practice | M82054 | 54 | 25 | 46.3 | 33.7 - 59.4 |
| Hollinswood Surgery | M82057 | 49 | 31 | 63.3 | 49.3 - 75.3 |
| Holliswell Practice | M82612 | 31 | 21 | 67.7 | 50.1 - 81.4 |
| Ironbridge Medical Practice | M82606 | 39 | 29 | 74.4 | 58.9 - 85.4 |
| Lawley Medical Practice | M82619 | 67 | 51 | 76.1 | 64.7 - 84.7 |
| Leegomery Surgery | M82607 | 37 | 27 | 73.0 | 57.0 - 84.6 |
| Linden Hall Surgery | M82056 | 98 | 78 | 79.6 | 70.6 - 86.4 |
| Madeley Health Centre | M82001 | 24 | 20 | * | * |
| Malling Health - Telford Wic | Y02421 | 15 | 11 | * | * |
| Malling Health - Wrekin Wic | Y02422 | 9 | 5 | * | * |
| Oakengates Medical Practice | M82029 | 109 | 81 | 74.3 | 65.4 - 81.6 |
| Shawburch Medical Centre | M82059 | 65 | 50 | 76.9 | 65.4 - 85.5 |
| Stirchley Medical Practice | M82003 | 149 | 107 | 71.8 | 64.1 - 78.4 |
| Sutton Hill Medical Practice | M82027 | 90 | 74 | 82.2 | 73.1 - 88.8 |
| Trinity Health Care Centre | Y01929 | 70 | 46 | 65.7 | 54.0 - 75.8 |
| Wellington Medical Practice | M82039 | 137 | 97 | 70.8 | 62.7 - 77.8 |
| Wellington Road Surgery | M82028 | 90 | 64 | 71.1 | 61.0 - 79.5 |
| Woodside Medical Practice | M82042 | 93 | 85 | 91.4 | 83.9 - 95.6 |

* Rates for practices with N<25 not calculated

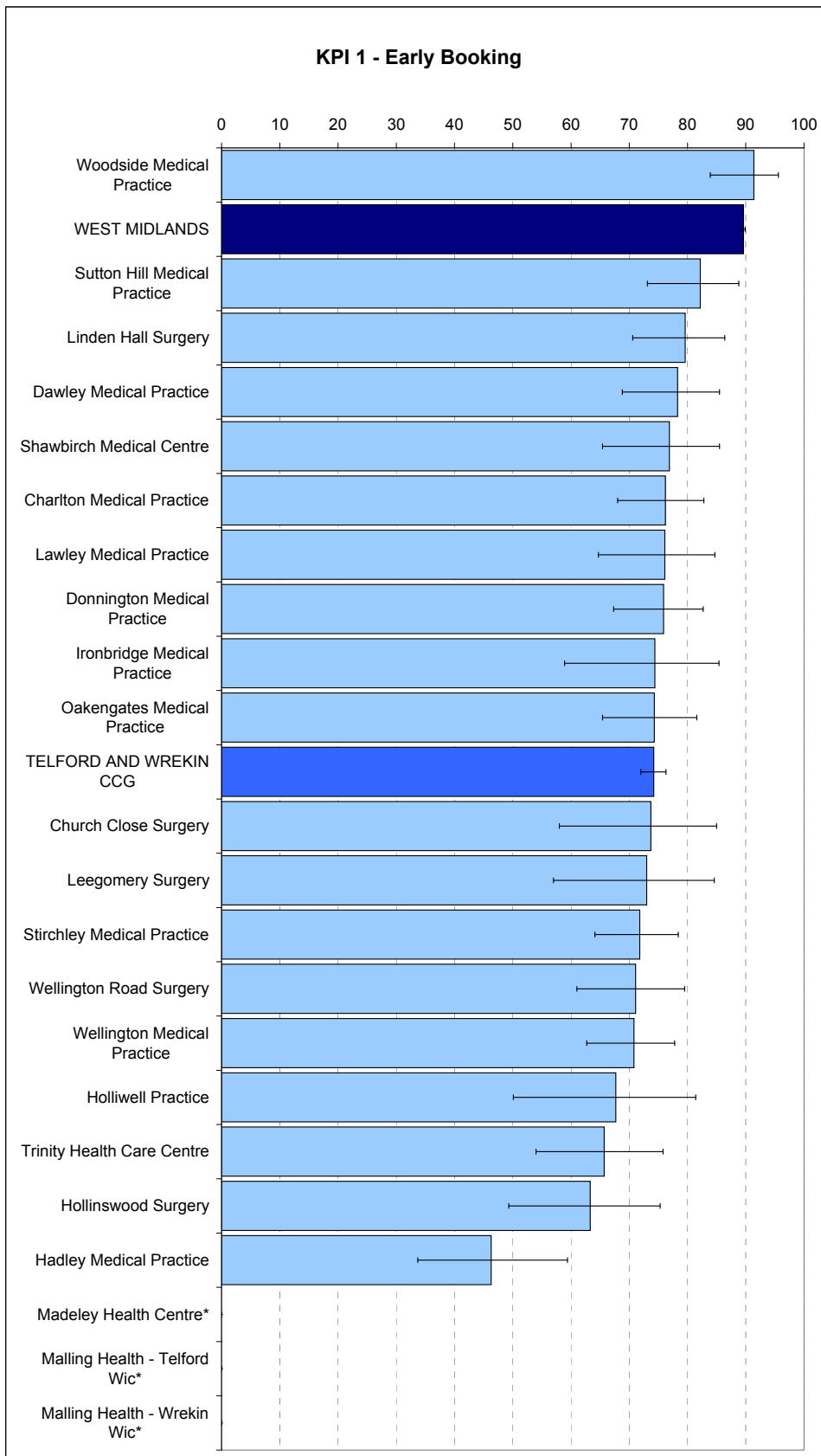
Key Performance Indicators - Telford and Wrekin CCG

Data Source: PEER, West Midlands Perinatal Institute
 Data Period: 1 July 2009 - 09 March 2011



KPI 1: Early Booking
 KPI 2: Continuity of Carer

KPI definitions and targets:
www.pi.nhs.uk/rpnm/lfh_KPI_Evidence_Targets.pdf



* Rates not displayed for practices with N<25

Key Performance Indicators - Telford and Wrekin CCG

Data Source: PEER, West Midlands Perinatal Institute (Data Period: 1 July 2009 - 09 March 2011)

KPI 4a - Smoking at Booking

KPI definitions and targets:

KPI 4b: Smoking at Delivery

www.pi.nhs.uk/rpnm/lfH_KPI_Evidence_Targets.pdf

NB: KPI 4c: Smoking Cessation: Rates not shown by practice because of small numbers

(CCG Average: 15.9% WM Average: 27.1%)



| GP Practice Name | GP Practice Code | KPI 4a: Smoking at Booking | | | | KPI 4b: Smoking at Delivery | | | |
|--|------------------|-------------------------------|------------|-------------|--------------------|--------------------------------|------------|-------------|--------------------|
| | | N | n | % | 95% CI | N | n | % | 95% CI |
| WEST MIDLANDS (2011/12 Average) | | | | 19.3 | 18.9 - 19.8 | | | 14.3 | 13.9 - 14.8 |
| TELFORD AND WREKIN CCG | | 1630 | 430 | 26.4 | 24.3 - 28.6 | 1602 | 358 | 22.3 | 20.4 - 24.5 |
| Charlton Medical Practice | M82007 | 127 | 24 | 18.9 | 13.0 - 26.6 | 123 | 22 | 17.9 | 12.1 - 25.6 |
| Church Close Surgery | M82616 | 38 | 14 | 36.8 | 23.4 - 52.7 | 36 | 11 | 30.6 | 18.0 - 46.9 |
| Dawley Medical Practice | M82009 | 96 | 41 | 42.7 | 33.3 - 52.7 | 96 | 35 | 36.5 | 27.5 - 46.4 |
| Donnington Medical Practice | M82012 | 118 | 30 | 25.4 | 18.4 - 34.0 | 117 | 28 | 23.9 | 17.1 - 32.4 |
| Hadley Medical Practice | M82054 | 55 | 19 | 34.5 | 23.4 - 47.7 | 53 | 15 | 28.3 | 18.0 - 41.6 |
| Hollinswood Surgery | M82057 | 50 | 9 | 18.0 | 9.8 - 30.8 | 49 | 8 | 16.3 | 8.5 - 29.0 |
| Holliwell Practice | M82612 | 31 | 11 | 35.5 | 21.1 - 53.1 | 31 | 8 | 25.8 | 13.7 - 43.2 |
| Ironbridge Medical Practice | M82606 | 38 | 4 | 10.5 | 4.2 - 24.1 | 38 | 4 | 10.5 | 4.2 - 24.1 |
| Lawley Medical Practice | M82619 | 69 | 7 | 10.1 | 5.0 - 19.5 | 68 | 5 | 7.4 | 3.2 - 16.1 |
| Leegomery Surgery | M82607 | 38 | 7 | 18.4 | 9.2 - 33.4 | 38 | 7 | 18.4 | 9.2 - 33.4 |
| Linden Hall Surgery | M82056 | 101 | 17 | 16.8 | 10.8 - 25.3 | 99 | 12 | 12.1 | 7.1 - 20.0 |
| Madeley Health Centre | M82001 | 25 | 7 | 28.0 | 14.3 - 47.6 | 24 | 7 | - | - |
| Malling Health - Telford Wic | Y02421 | 15 | 2 | - | - | 14 | 1 | - | - |
| Malling Health - Wrekin Wic | Y02422 | 9 | 0 | - | - | 9 | 0 | - | - |
| Oakengates Medical Practice | M82029 | 110 | 30 | 27.3 | 19.8 - 36.3 | 109 | 24 | 22.0 | 15.3 - 30.7 |
| Shawbirch Medical Centre | M82059 | 66 | 10 | 15.2 | 8.4 - 25.7 | 64 | 5 | 7.8 | 3.4 - 17.0 |
| Stirchley Medical Practice | M82003 | 152 | 50 | 32.9 | 25.9 - 40.7 | 150 | 41 | 27.3 | 20.8 - 35.0 |
| Sutton Hill Medical Practice | M82027 | 93 | 28 | 30.1 | 21.7 - 40.1 | 92 | 26 | 28.3 | 20.1 - 38.2 |
| Trinity Health Care Centre | Y01929 | 73 | 28 | 38.4 | 28.1 - 49.8 | 72 | 23 | 31.9 | 22.3 - 43.4 |
| Wellington Medical Practice | M82039 | 139 | 32 | 23.0 | 16.8 - 30.7 | 136 | 24 | 17.6 | 12.2 - 24.9 |
| Wellington Road Surgery | M82028 | 93 | 15 | 16.1 | 10.0 - 24.9 | 91 | 11 | 12.1 | 6.9 - 20.4 |
| Woodside Medical Practice | M82042 | 94 | 45 | 47.9 | 38.1 - 57.9 | 93 | 41 | 44.1 | 34.4 - 54.2 |

* Rates for practices with N<25 not calculated

Key Performance Indicators - Telford and Wrekin CCG

Data Source: PEER, West Midlands Perinatal Institute

Data Period: 1 July 2009 - 15 August 2012

KPI 4a - Smoking at Booking

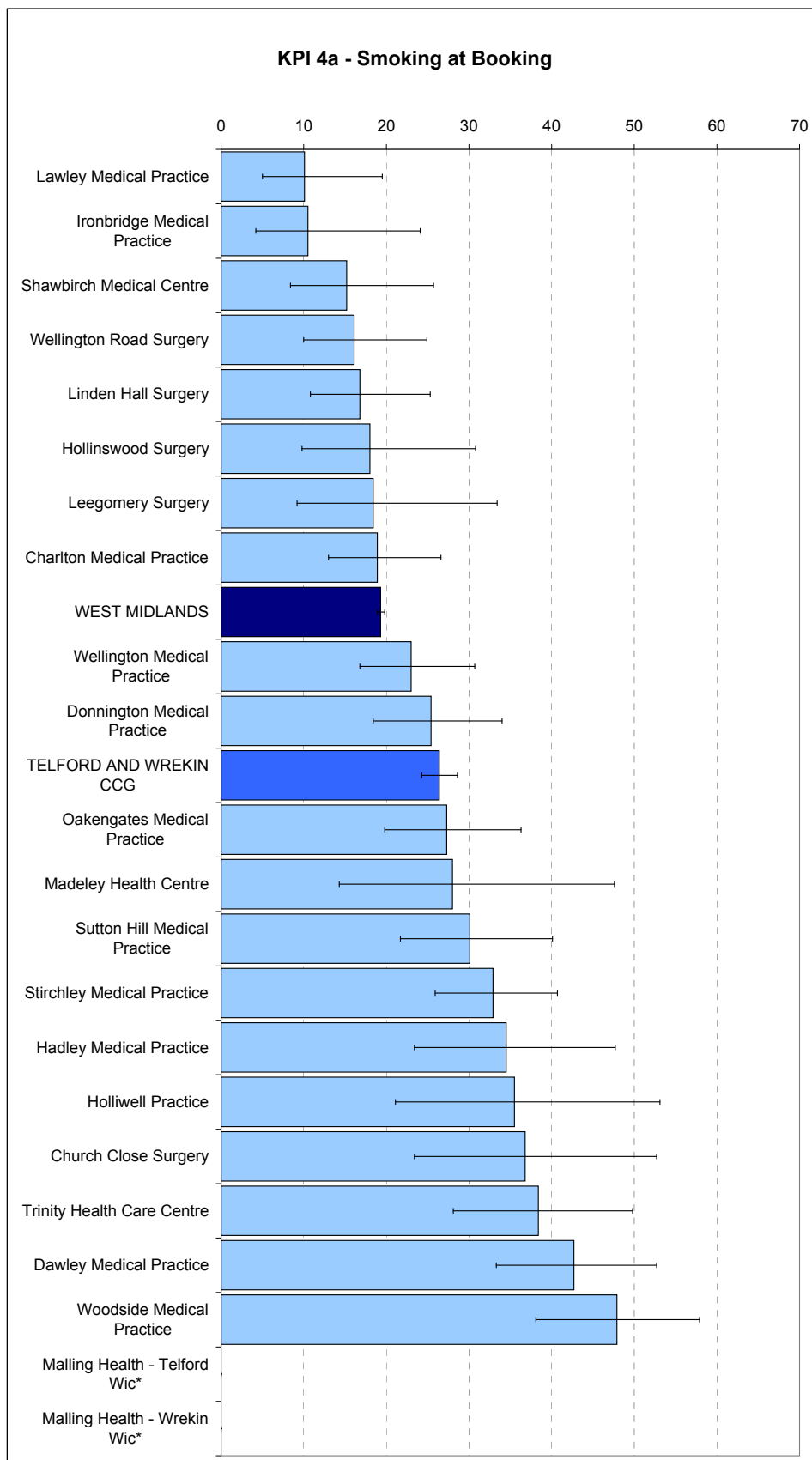
KPI 4b: Smoking at Delivery

NB: KPI 4c: Smoking Cessation: Rates not shown by practice due to small numbers

(CCG Average: 15.9% WM Average: 27.1%)

KPI definitions and targets:

www.pi.nhs.uk/rpnm/lfh/KPI_Evidence_Targets.pdf



* Rates not displayed for practices with N<25

Key Performance Indicators - Telford and Wrekin CCG

Data Source: PEER, West Midlands Perinatal Institute

Data Period: 1 July 2009 - 15 August 2012

KPI 4a - Smoking at Booking

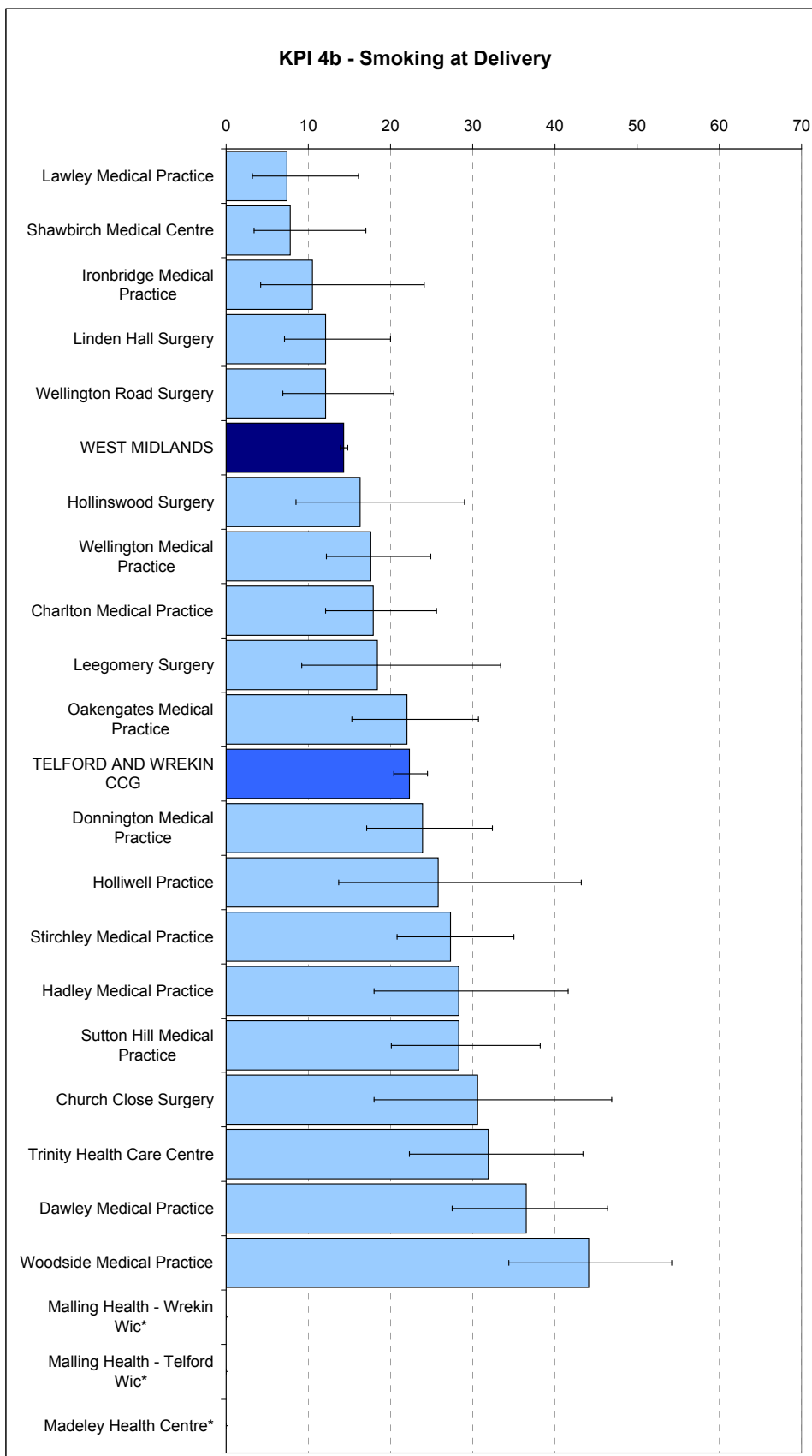
KPI 4b: Smoking at Delivery

NB: KPI 4c: Smoking Cessation: Rates not shown by practice due to small numbers

(CCG Average: 15.9% WM Average: 27.1%)

KPI definitions and targets:

www.pi.nhs.uk/rpnm/lfh/KPI_Evidence_Targets.pdf



* Rates not displayed for practices with N<25

Key Performance Indicators - Telford and Wrekin CCG

Data Source: PEER, West Midlands Perinatal Institute (Data Period: 1 July 2009 - 09 March 2011)

KPI 3a: Prevalence of IUGR at birth

KPI definitions and targets:

KPI 5: Breastfeeding Initiation < 48 Hrs

www.pi.nhs.uk/rpnm/lfH_KPI_Evidence_Targets.pdf

NB: KPI 3b: Antenatal Detection of IUGR: Rates not shown by practice because of small numbers
(CCG Average: 22.7% WM Average: 31.8%)



| GP Practice Name | GP Practice Code | KPI 3a: Intrauterine Growth Restriction (IUGR) at birth (cust cent <10) | | | | KPI 5: Breastfeeding Initiation < 48 Hrs | | | |
|--|------------------|--|------------|-------------|--------------------|---|------------|-------------|--------------------|
| | | N | n | % | 95% CI | N | n | % | 95% CI |
| WEST MIDLANDS (2011/12 Average) | | | | 13.8 | 13.4 - 14.2 | | | 60.5 | 59.9 - 61.1 |
| TELFORD AND WREKIN CCG | | 1556 | 238 | 15.3 | 13.6 - 17.2 | 1552 | 963 | 62.0 | 59.6 - 64.4 |
| Charlton Medical Practice | M82007 | 121 | 10 | 8.3 | 4.6 - 14.5 | 122 | 79 | 64.8 | 55.9 - 72.7 |
| Church Close Surgery | M82616 | 38 | 7 | 18.4 | 9.2 - 33.4 | 37 | 25 | 67.6 | 51.5 - 80.4 |
| Dawley Medical Practice | M82009 | 92 | 16 | 17.4 | 11.0 - 26.4 | 94 | 56 | 59.6 | 49.5 - 68.9 |
| Donnington Medical Practice | M82012 | 114 | 20 | 17.5 | 11.7 - 25.6 | 113 | 56 | 49.6 | 40.5 - 58.6 |
| Hadley Medical Practice | M82054 | 51 | 9 | 17.6 | 9.6 - 30.3 | 48 | 26 | 54.2 | 40.3 - 67.4 |
| Hollinswood Surgery | M82057 | 44 | 5 | 11.4 | 5.0 - 24.0 | 47 | 32 | 68.1 | 53.8 - 79.6 |
| Holliwell Practice | M82612 | 30 | 6 | 20.0 | 9.5 - 37.3 | 28 | 16 | 57.1 | 39.1 - 73.5 |
| Ironbridge Medical Practice | M82606 | 38 | 3 | 7.9 | 2.7 - 20.8 | 38 | 32 | 84.2 | 69.6 - 92.6 |
| Lawley Medical Practice | M82619 | 64 | 7 | 10.9 | 5.4 - 20.9 | 64 | 50 | 78.1 | 66.6 - 86.5 |
| Leegomery Surgery | M82607 | 36 | 7 | 19.4 | 9.8 - 35.0 | 34 | 20 | 58.8 | 42.2 - 73.6 |
| Linden Hall Surgery | M82056 | 97 | 16 | 16.5 | 10.4 - 25.1 | 95 | 77 | 81.1 | 72.0 - 87.7 |
| Madeley Health Centre | M82001 | 23 | 4 | - | - | 25 | 14 | 56.0 | 37.1 - 73.3 |
| Malling Health - Telford Wic | Y02421 | 14 | 2 | - | - | 15 | 11 | - | - |
| Malling Health - Wrekin Wic | Y02422 | 9 | 2 | - | - | 8 | 5 | - | - |
| Oakengates Medical Practice | M82029 | 106 | 16 | 15.1 | 9.5 - 23.1 | 105 | 52 | 49.5 | 40.1 - 58.9 |
| Shawbirch Medical Centre | M82059 | 62 | 2 | 3.2 | 0.9 - 11.0 | 61 | 52 | 85.2 | 74.3 - 92.0 |
| Stirchley Medical Practice | M82003 | 144 | 36 | 25.0 | 18.6 - 32.7 | 148 | 85 | 57.4 | 49.4 - 65.1 |
| Sutton Hill Medical Practice | M82027 | 89 | 17 | 19.1 | 12.3 - 28.5 | 90 | 51 | 56.7 | 46.4 - 66.4 |
| Trinity Health Care Centre | Y01929 | 70 | 10 | 14.3 | 7.9 - 24.3 | 69 | 37 | 53.6 | 42.0 - 64.9 |
| Wellington Medical Practice | M82039 | 135 | 18 | 13.3 | 8.6 - 20.1 | 132 | 86 | 65.2 | 56.7 - 72.7 |
| Wellington Road Surgery | M82028 | 88 | 12 | 13.6 | 8.0 - 22.3 | 88 | 66 | 75.0 | 65.0 - 82.9 |
| Woodside Medical Practice | M82042 | 91 | 13 | 14.3 | 8.5 - 22.9 | 91 | 35 | 38.5 | 29.1 - 48.7 |

* Rates for practices with N<25 not calculated

Key Performance Indicators - Telford and Wrekin CCG

Data Source: PEER, West Midlands Perinatal Institute

Data Period: 1 July 2009 - 15 August 2012

KPI 3a: Prevalence of IUGR at birth

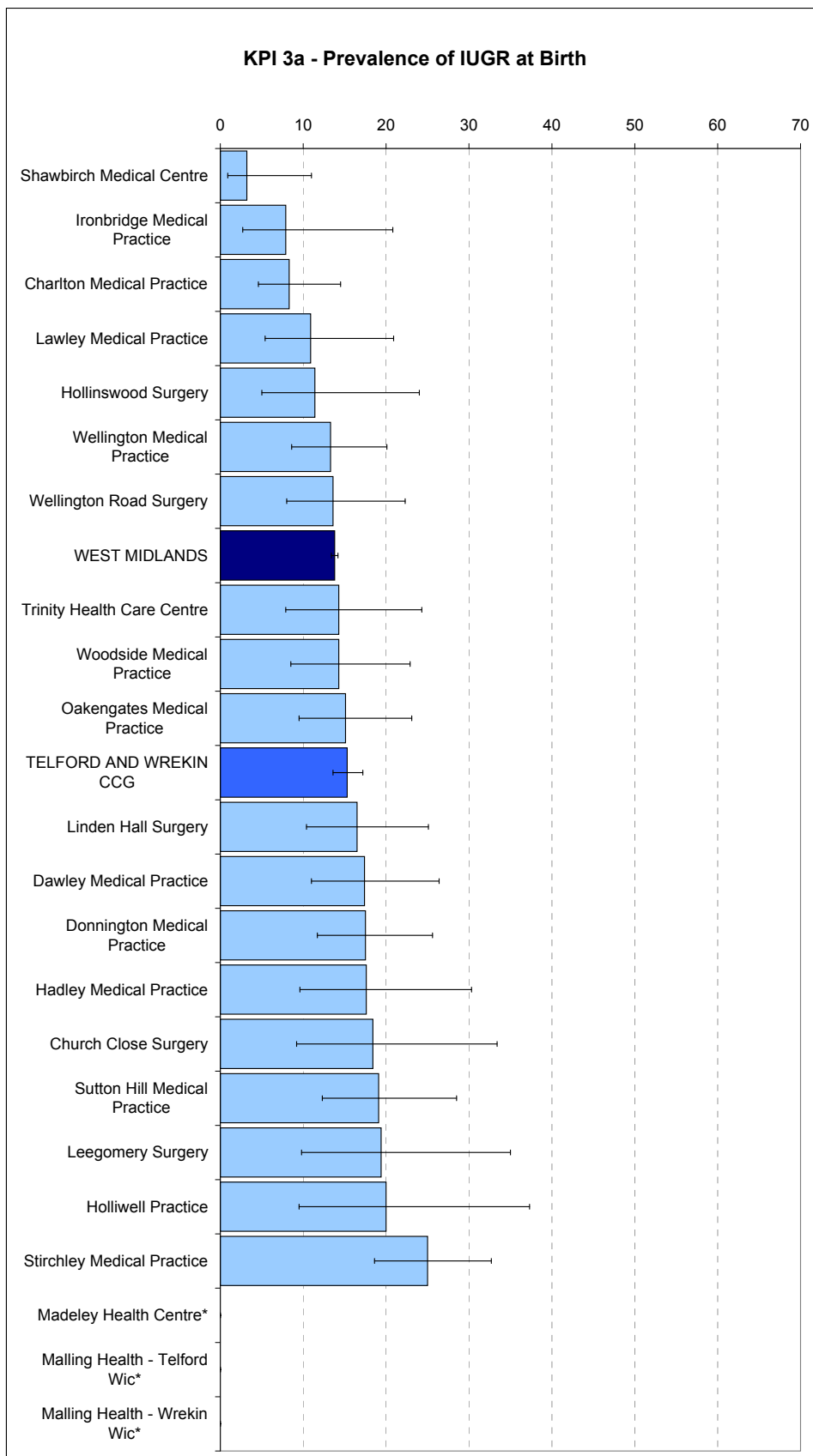
KPI definitions and targets:

KPI 5: Breastfeeding Initiation < 48 Hrs

www.pi.nhs.uk/rpnm/lfh/KPI_Evidence_Targets.pdf

NB: KPI 3b: Antenatal Detection of IUGR: Rates not shown by practice due to small numbers

(CCG Average: 22.7% WM Average: 31.8%)



* Rates not displayed for practices with N<25

Key Performance Indicators - Telford and Wrekin CCG

Data Source: PEER, West Midlands Perinatal Institute

Data Period: 1 July 2009 - 15 August 2012

KPI 3a: Prevalence of IUGR at birth

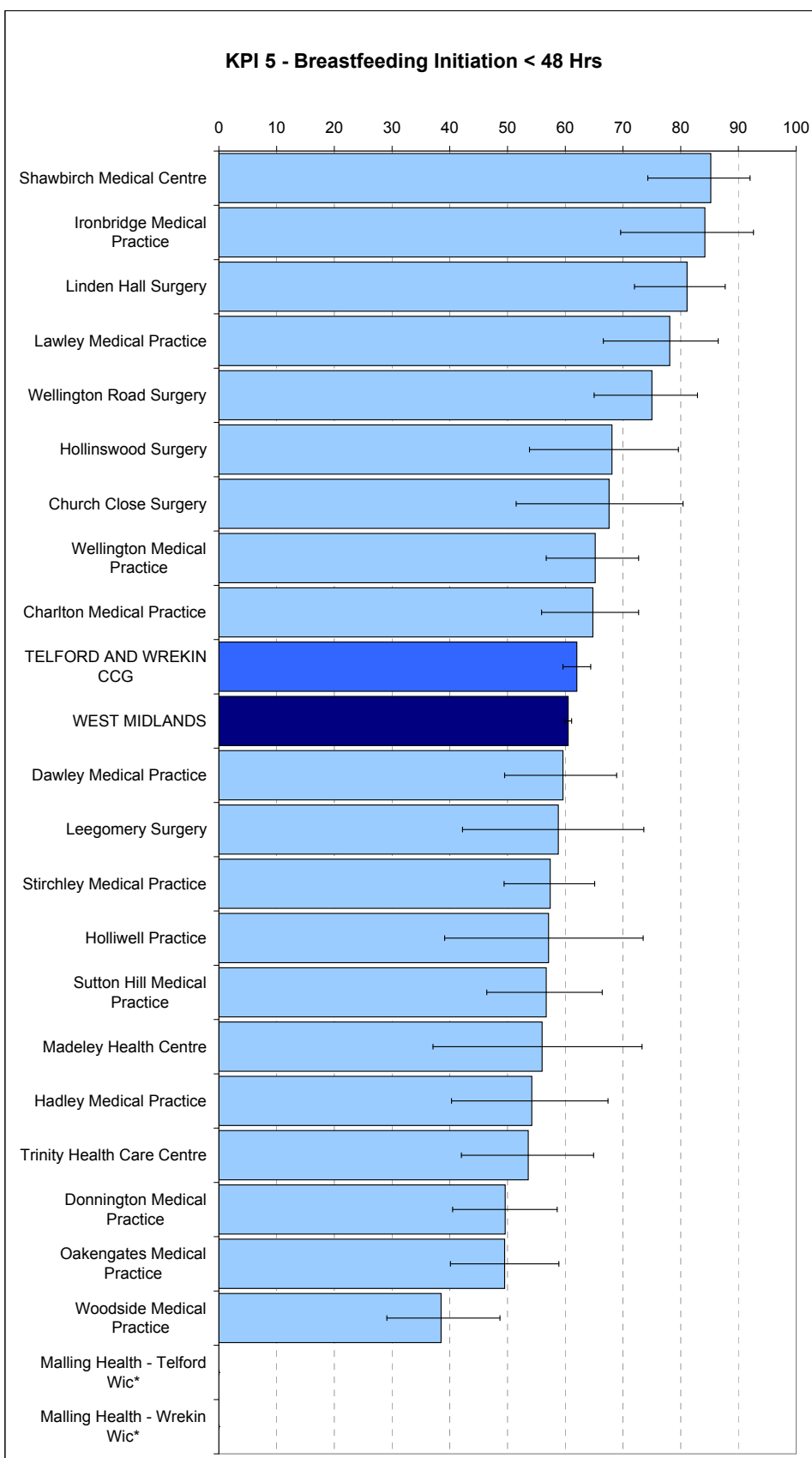
KPI definitions and targets:

KPI 5: Breastfeeding Initiation < 48 Hrs

www.pi.nhs.uk/rpnm/lfh_KPI_Evidence_Targets.pdf

NB: KPI 3b: Antenatal Detection of IUGR: Rates not shown by practice due to small numbers

(CCG Average: 22.7% WM Average: 31.8%)



* Rates not displayed for practices with N<25