

Key Performance Indicators - Walsall CCG

Data Source: PEER, West Midlands Perinatal Institute (Data Period: 1 July 2009 - 15 August 2012)

KPI 1: Early Booking
KPI 2: Continuity of Carer

KPI definitions and targets:
www.pi.nhs.uk/rpnm/lfh/KPI_Evidence_Targets.pdf



GP Practice Name	GP Practice Code	KPI 1a: Completed Assessment < 13 Weeks				KPI 2: Continuity of Carer ^a				
		N	n	%	95% CI	N	n	%	95% CI	
WEST MIDLANDS (2011/12 Average)					89.6				79.2	78.7 - 79.6
WALSALL CCG		10820	9383	86.7	86.1 - 87.3	6380	5048	79.1	78.1 - 80.1	
All Saints Surgery	M91650	176	150	85.2	79.2 - 89.7	106	92	86.8	79.0 - 92.0	
Ambar Medical Centre	Y00228	168	145	86.3	80.3 - 90.7	113	95	84.1	76.2 - 89.7	
Beechdale Centre	M91611	146	125	85.6	79.0 - 90.4	95	80	84.2	75.6 - 90.2	
Berkley Practice	M91028	169	146	86.4	80.4 - 90.8	94	84	89.4	81.5 - 94.1	
Blackwood Health Centre	M91637	68	64	94.1	85.8 - 97.7	35	26	74.3	57.9 - 85.8	
Blakenall Meadow	Y00239	56	50	89.3	78.5 - 95.0	42	38	90.5	77.9 - 96.2	
Bloxwich Medical Practice	M91034	146	121	82.9	75.9 - 88.1	80	47	58.8	47.8 - 68.9	
Bloxwich Medical Practice	M91037	1	1	-	-	1	1	-	-	
Brace Street Hc - Pal	M91659	146	117	80.1	72.9 - 85.8	83	63	75.9	65.7 - 83.8	
Brace Street Hc- Kumar	M91628	104	88	84.6	76.5 - 90.3	61	46	75.4	63.3 - 84.5	
Brace Street Health Centre	M91014	185	163	88.1	82.7 - 92.0	107	75	70.1	60.8 - 77.9	
Broadway Medical Centre	M91619	147	127	86.4	79.9 - 91.0	98	66	67.3	57.6 - 75.8	
Coalpool Surgery	M91655	237	210	88.6	83.9 - 92.1	147	112	76.2	68.7 - 82.4	
Collingwood Family Practice	M91032	56	54	96.4	87.9 - 99.0	37	32	86.5	72.0 - 94.1	
Darlaston Health Centre	M91025	169	151	89.3	83.8 - 93.2	106	92	86.8	79.0 - 92.0	
Darlaston Health Centre	M91660	75	62	82.7	72.6 - 89.6	45	41	91.1	79.3 - 96.5	
Darlaston Health Centre-Khan	Y00278	123	108	87.8	80.9 - 92.5	72	65	90.3	81.3 - 95.2	
Dr Ali Surgery	M91641	176	134	76.1	69.3 - 81.8	106	88	83.0	74.7 - 89.0	
Dr As Suri'S Practice	M91629	329	273	83.0	78.5 - 86.7	203	102	50.2	43.4 - 57.1	
Dr Latthe	M91639	70	67	95.7	88.1 - 98.5	44	33	75.0	60.6 - 85.4	
Dr Najmi	M91642	29	25	86.2	69.4 - 94.5	14	9	-	-	
Dr Nambisan Surgery	M91024	73	61	83.6	73.4 - 90.3	43	28	65.1	50.2 - 77.6	
Dr Pandit Surgery	M91630	100	90	90.0	82.6 - 94.5	50	40	80.0	67.0 - 88.8	
Dr Shah Surgery	M91026	140	114	81.4	74.2 - 87.0	87	82	94.3	87.2 - 97.5	
Dr Vasudevam-Nair	M91625	236	207	87.7	82.9 - 91.3	136	107	78.7	71.1 - 84.7	
Field Road Surgery	M91604	94	85	90.4	82.8 - 94.9	65	56	86.2	75.7 - 92.5	
Fisher Street Surgery	M91610	101	87	86.1	78.1 - 91.6	52	44	84.6	72.5 - 92.0	
Harden Surgery	M91022	52	44	84.6	72.5 - 92.0	36	18	50.0	34.5 - 65.5	
High Street Surgery	M91654	93	81	87.1	78.8 - 92.5	51	44	86.3	74.3 - 93.2	
High Street Surgery	M91039	64	58	90.6	81.0 - 95.6	38	36	94.7	82.7 - 98.5	
Holland Park Surgery	M91626	90	87	96.7	90.7 - 98.9	54	32	59.3	46.0 - 71.3	
Kahn'S Medical Centre	M91602	97	69	71.1	61.4 - 79.2	53	36	67.9	54.5 - 78.9	
Kingfisher Practice	M91643	190	168	88.4	83.1 - 92.2	97	74	76.3	66.9 - 83.6	
Leamore Medical Centre	M91036	221	195	88.2	83.3 - 91.8	131	94	71.8	63.5 - 78.8	
Lichfield St Surgery	M91015	301	263	87.4	83.1 - 90.7	190	179	94.2	89.9 - 96.7	
Little London Surgery	M91008	184	151	82.1	75.9 - 86.9	116	109	94.0	88.1 - 97.0	
Lockfield Surgery	M91013	333	283	85.0	80.8 - 88.4	165	114	69.1	61.7 - 75.6	
Lockstown Practice	M91021	171	142	83.0	76.7 - 87.9	99	91	91.9	84.9 - 95.8	
Lower Farm Health Centre	M91623	70	63	90.0	80.8 - 95.1	42	36	85.7	72.2 - 93.3	
Mossley & Dudley Fields Medical Practice	M91029	159	136	85.5	79.2 - 90.2	94	73	77.7	68.2 - 84.9	
Moxley Medical Centre	M91624	127	118	92.9	87.1 - 96.2	73	51	69.9	58.6 - 79.2	
New Invention Health Centre	M91016	216	187	86.6	81.4 - 90.5	132	101	76.5	68.6 - 82.9	
New Road Medical Centre	M91609	79	71	89.9	81.3 - 94.8	53	46	86.8	75.2 - 93.5	
Northgate Medical Centre	M91017	175	152	86.9	81.1 - 91.1	87	80	92.0	84.3 - 96.0	
Palfrey Health Centre	M91621	285	244	85.6	81.1 - 89.2	173	149	86.1	80.2 - 90.5	
Pansari Surgery	M91006	150	125	83.3	76.6 - 88.4	88	44	50.0	39.8 - 60.2	
Pillai	M91647	206	184	89.3	84.4 - 92.8	132	109	82.6	75.2 - 88.1	
Pleck Health Centre	M91616	359	307	85.5	81.5 - 88.8	207	184	88.9	83.9 - 92.5	
Portland Medical Practice	M91010	164	147	89.6	84.0 - 93.4	122	113	92.6	86.6 - 96.1	
Rough Hay Surgery	M91640	158	143	90.5	84.9 - 94.2	92	86	93.5	86.5 - 97.0	
Rushall Medical Centre	M91019	390	361	92.6	89.5 - 94.8	238	198	83.2	77.9 - 87.4	
Saddlers Health Centre	M91018	163	145	89.0	83.2 - 92.9	97	88	90.7	83.3 - 95.0	
Sai Medical Centre	M91613	221	167	75.6	69.5 - 80.8	128	109	85.2	78.0 - 90.3	
Sina Health Centre	M91003	225	199	88.4	83.6 - 92.0	110	88	80.0	71.6 - 86.4	
St John'S Medical Centre	M91007	346	307	88.7	85.0 - 91.6	205	175	85.4	79.9 - 89.6	
St Mary'S Surgery	M91612	109	98	89.9	82.8 - 94.3	64	46	71.9	59.9 - 81.4	
St Peter'S Surgery	M91004	483	406	84.1	80.5 - 87.1	274	164	59.9	54.0 - 65.5	
Streets Corner Surgery	M91009	194	176	90.7	85.8 - 94.1	106	85	80.2	71.6 - 86.7	
Stroud Practice	M91614	165	151	91.5	86.3 - 94.9	90	47	52.2	42.0 - 62.2	
Sycamore House Medical Centre	M91020	109	102	93.6	87.3 - 96.9	69	62	89.9	80.5 - 95.0	
The Keys Family Practice	Y02626	69	64	92.8	84.1 - 96.9	57	28	49.1	36.6 - 61.7	
The Limes Medical Centre	M91011	223	209	93.7	89.7 - 96.2	139	137	98.6	94.9 - 99.6	
The Village Family Practice	Y02627	257	224	87.2	82.5 - 90.7	158	134	84.8	78.4 - 89.6	
The Wharf Family Practice	Y02624	265	208	78.5	73.2 - 83.0	123	96	78.0	69.9 - 84.5	
Walsall Walk In Health Centre	Y02628	3	2	-	-	1	1	-	-	
Willenhall Medical Centre-Locum Gp	M91605	14	12	-	-	11	10	-	-	
Willenhall Medical Centre-Thomas	M91033	120	109	90.8	84.3 - 94.8	63	37	58.7	46.4 - 70.0	

* Rates for practices with N<25 not calculated

^a From Sept. 2010 only, with definition of 'continuity' including 2 midwives

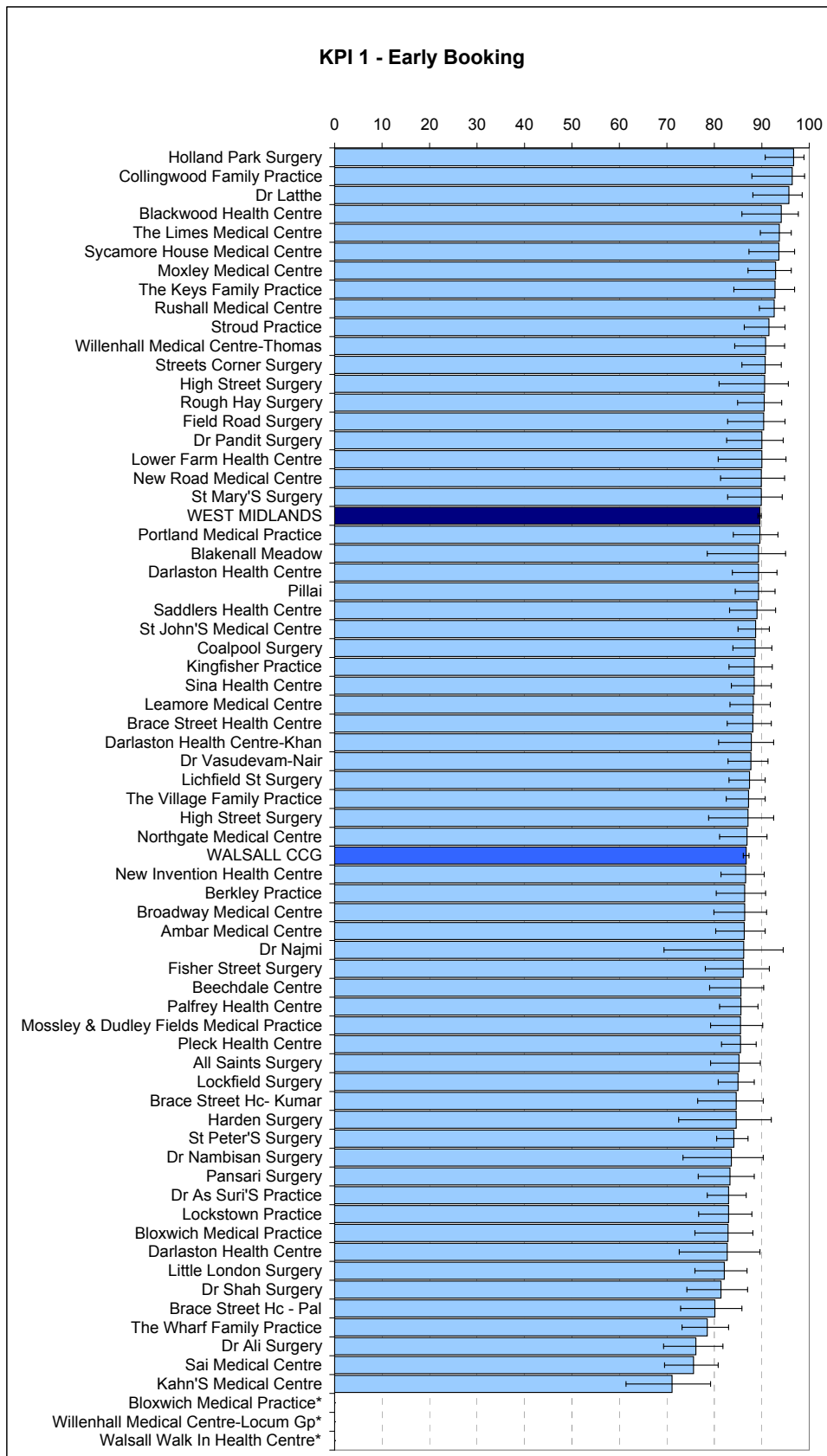
Key Performance Indicators - Walsall CCG

Data Source: PEER, West Midlands Perinatal Institute
 Data Period: 1 July 2009 - 15 August 2012



KPI 1: Early Booking
 KPI 2: Continuity of Carer

KPI definitions and targets:
www.pi.nhs.uk/rpnm/lfh_KPI_Evidence_Targets.pdf



* Rates not displayed for practices with N<25

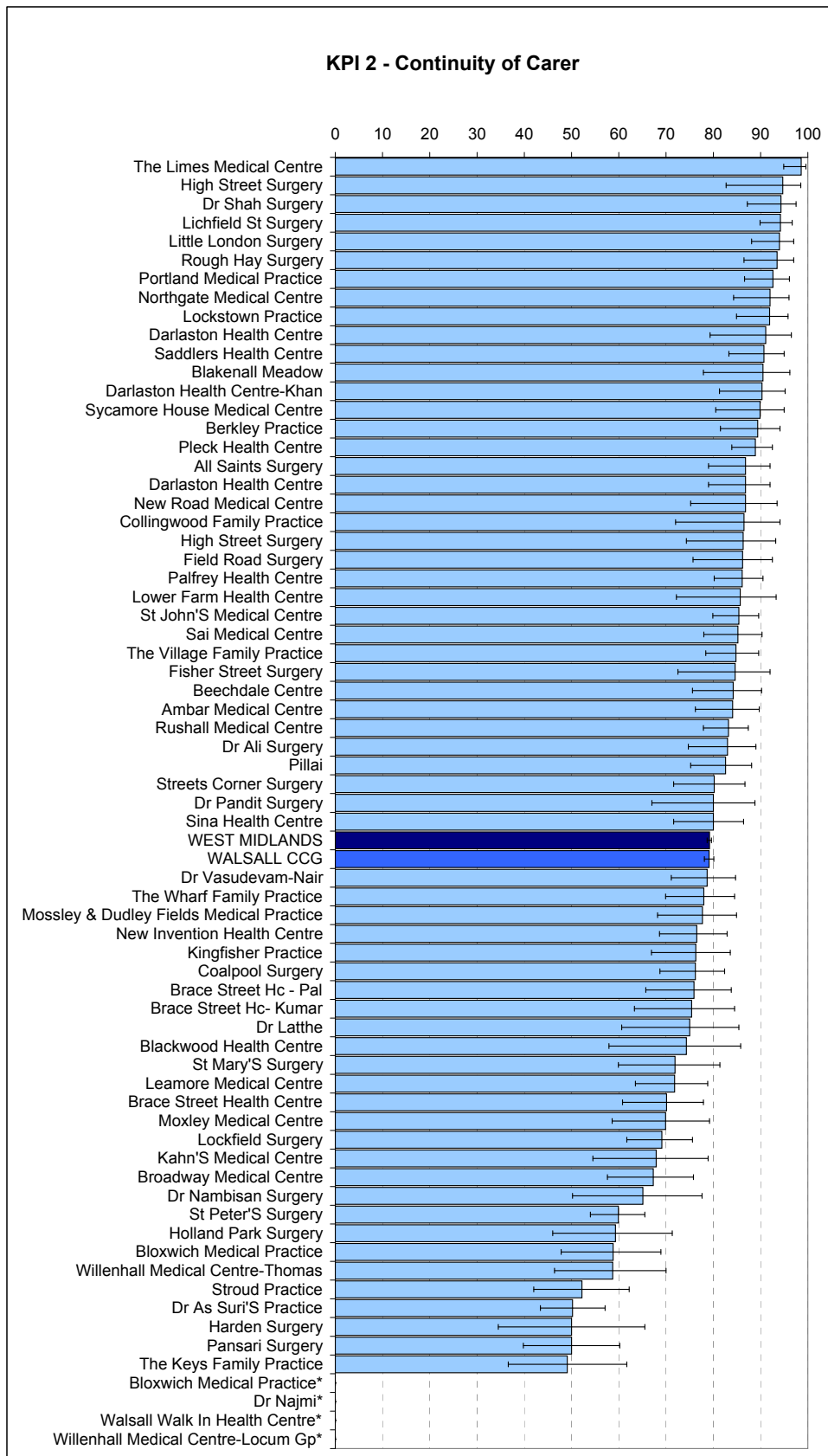
Key Performance Indicators - Walsall CCG

Data Source: PEER, West Midlands Perinatal Institute
 Data Period: 1 July 2009 - 15 August 2012



KPI 1: Early Booking
 KPI 2: Continuity of Carer

KPI definitions and targets:
www.pi.nhs.uk/rpnm/lfH_KPI_Evidence_Targets.pdf



* Rates not displayed for practices with N<25

Key Performance Indicators - Walsall CCG

Data Source: PEER, West Midlands Perinatal Institute (Data Period: 1 July 2009 - 15 August 2012)



KPI 4a - Smoking at Booking

KPI definitions and targets:

KPI 4b: Smoking at Delivery

www.pi.nhs.uk/rpnm/lfh_KPI_Evidence_Targets.pdf

NB: KPI 4c: Smoking Cessation: Rates not shown by practice because of small numbers
(CCG Average: 27.2% WM Average: 27.1%)

GP Practice Name	GP Practice Code	KPI 4a: Smoking at Booking				KPI 4b: Smoking at Delivery			
		N	n	%	95% CI	N	n	%	95% CI
WEST MIDLANDS (2011/12 Average)				19.3	18.9 - 19.8			14.3	13.9 - 14.8
WALSALL CCG		10818	2547	23.5	22.8 - 24.4	10721	1773	16.5	15.8 - 17.3
All Saints Surgery	M91650	177	44	24.9	19.1 - 31.7	172	34	19.8	14.5 - 26.4
Ambar Medical Centre	Y00228	168	2	1.2	0.3 - 4.2	168	0	0.0	0.0 - 2.2
Beechdale Centre	M91611	147	48	32.7	25.6 - 40.6	147	37	25.2	18.8 - 32.8
Berkley Practice	M91028	169	54	32.0	25.4 - 39.3	169	41	24.3	18.4 - 31.2
Blackwood Health Centre	M91637	68	7	10.3	5.1 - 19.8	62	1	1.6	0.3 - 8.6
Blakenall Meadow	Y00239	57	26	45.6	33.4 - 58.4	55	22	40.0	28.1 - 53.2
Bloxwich Medical Practice	M91034	146	41	28.1	21.4 - 35.9	143	22	15.4	10.4 - 22.2
Bloxwich Medical Practice	M91037	1	0	-	-	1	0	-	-
Brace Street Hc - Pal	M91659	145	11	7.6	4.3 - 13.1	146	6	4.1	1.9 - 8.7
Brace Street Hc- Kumar	M91628	103	7	6.8	3.3 - 13.4	103	4	3.9	1.5 - 9.6
Brace Street Health Centre	M91014	190	38	20.0	14.9 - 26.3	190	24	12.6	8.6 - 18.1
Broadway Medical Centre	M91619	151	28	18.5	13.2 - 25.5	149	22	14.8	10.0 - 21.3
Coalpool Surgery	M91655	238	92	38.7	32.7 - 45.0	233	66	28.3	22.9 - 34.4
Collingwood Family Practice	M91032	56	11	19.6	11.3 - 31.8	52	6	11.5	5.4 - 23.0
Darlaston Health Centre	M91025	167	45	26.9	20.8 - 34.1	162	33	20.4	14.9 - 27.2
Darlaston Health Centre	M91660	77	10	16	13.2 - 31.1	75	10	13.3	7.4 - 22.8
Darlaston Health Centre-Khan	Y00278	124	27	21.8	15.4 - 29.8	125	20	16.0	10.6 - 23.4
Dr Ali Surgery	M91641	175	29	16.6	11.8 - 22.8	175	23	13.1	8.9 - 18.9
Dr As Suri'S Practice	M91629	325	80	24.6	20.2 - 29.6	324	61	18.8	14.9 - 23.4
Dr Latthe	M91639	71	17	23.9	15.5 - 35.0	68	12	17.6	10.4 - 28.4
Dr Najmi	M91642	30	5	16.7	7.3 - 33.6	28	4	14.3	5.7 - 31.5
Dr Nambisan Surgery	M91024	72	12	16.7	9.8 - 26.9	73	10	13.7	7.6 - 23.4
Dr Pandit Surgery	M91630	100	28	28.0	20.1 - 37.5	100	18	18.0	11.7 - 26.7
Dr Shah Surgery	M91026	138	44	31.9	24.7 - 40.1	137	32	23.4	17.1 - 31.1
Dr Vasudevam-Nair	M91625	239	19	7.9	5.1 - 12.1	239	12	5.0	2.9 - 8.6
Field Road Surgery	M91604	92	34	37.0	27.8 - 47.2	93	21	22.6	15.3 - 32.1
Fisher Street Surgery	M91610	102	36	35.3	26.7 - 44.9	103	28	27.2	19.5 - 36.5
Harden Surgery	M91022	52	27	51.9	38.7 - 64.9	52	21	40.4	28.2 - 53.9
High Street Surgery	M91654	95	28	29.5	21.2 - 39.3	93	25	26.9	18.9 - 36.7
High Street Surgery	M91039	63	11	17.5	10.0 - 28.6	63	9	14.3	7.7 - 25.0
Holland Park Surgery	M91626	91	19	20.9	13.8 - 30.3	88	12	13.6	8.0 - 22.3
Kahn'S Medical Centre	M91602	96	40	41.7	32.3 - 51.7	93	23	24.7	17.1 - 34.4
Kingfisher Practice	M91643	188	46	24.5	18.9 - 31.1	186	28	15.1	10.6 - 20.9
Leamore Medical Centre	M91036	221	94	42.5	36.2 - 49.1	213	68	31.9	26.0 - 38.5
Lichfield St Surgery	M91015	301	52	17.3	13.4 - 22.0	299	30	10.0	7.1 - 14.0
Little London Surgery	M91008	185	29	15.7	11.1 - 21.6	183	19	10.4	6.7 - 15.6
Lockfield Surgery	M91013	343	112	32.7	27.9 - 37.8	339	83	24.5	20.2 - 29.3
Lockstown Practice	M91021	172	42	24.4	18.6 - 31.4	171	28	16.4	11.6 - 22.6
Lower Farm Health Centre	M91623	70	13	18.6	11.2 - 29.2	67	8	11.9	6.2 - 21.8
Mossley & Dudley Fields Medical Practice	M91029	160	64	40.0	32.7 - 47.7	149	46	30.9	24.0 - 38.7
Moxley Medical Centre	M91624	124	37	29.8	22.5 - 38.4	123	25	20.3	14.2 - 28.3
New Invention Health Centre	M91016	218	58	26.6	21.2 - 32.8	217	40	18.4	13.8 - 24.1
New Road Medical Centre	M91609	79	23	29.1	20.3 - 39.9	78	17	21.8	14.1 - 32.2
Northgate Medical Centre	M91017	175	21	12.0	8.0 - 17.6	171	16	9.4	5.8 - 14.7
Palfrey Health Centre	M91621	283	16	5.7	3.5 - 9.0	285	10	3.5	1.9 - 6.3
Pansari Surgery	M91006	148	56	37.8	30.4 - 45.9	144	38	26.4	19.9 - 34.1
Pillai	M91647	206	59	28.6	22.9 - 35.2	204	42	20.6	15.6 - 26.7
Pleck Health Centre	M91616	352	52	14.8	11.4 - 18.9	361	34	9.4	6.8 - 12.9
Portland Medical Practice	M91010	162	36	22.2	16.5 - 29.2	164	27	16.5	11.6 - 22.9
Rough Hay Surgery	M91640	155	47	30.3	23.6 - 38.0	156	37	23.7	17.7 - 31.0
Rushall Medical Centre	M91019	389	87	22.4	18.5 - 26.8	387	58	15.0	11.8 - 18.9
Saddlers Health Centre	M91018	161	30	18.6	13.4 - 25.4	164	20	12.2	8.0 - 18.1
Sai Medical Centre	M91613	221	35	15.8	11.6 - 21.2	221	21	9.5	6.3 - 14.1
Sina Health Centre	M91003	222	37	16.7	12.3 - 22.1	224	27	12.1	8.4 - 17.0
St John'S Medical Centre	M91007	342	69	20.2	16.3 - 24.7	343	46	13.4	10.2 - 17.4
St Mary'S Surgery	M91612	108	31	28.7	21.0 - 37.9	104	18	17.3	11.2 - 25.7
St Peter'S Surgery	M91004	488	126	25.8	22.1 - 29.9	481	81	16.8	13.8 - 20.4
Streets Corner Surgery	M91009	195	55	28.2	22.4 - 34.9	194	36	18.6	13.7 - 24.6
Stroud Practice	M91614	164	34	20.7	15.2 - 27.6	161	21	13.0	8.7 - 19.1
Sycamore House Medical Centre	M91020	110	4	3.6	1.4 - 9.0	107	2	1.9	0.5 - 6.6
The Keys Family Practice	Y02626	68	20	29.4	19.9 - 41.1	68	10	14.7	8.2 - 25.0
The Limes Medical Centre	M91011	226	32	14.2	10.2 - 19.3	225	24	10.7	7.3 - 15.4
The Village Family Practice	Y02627	258	126	48.8	42.8 - 54.9	256	94	36.7	31.1 - 42.8
The Wharf Family Practice	Y02624	262	48	18.3	14.1 - 23.5	262	39	14.9	11.1 - 19.7
Walsall Walk In Health Centre	Y02628	3	0	-	-	3	0	-	-
Willenhall Medical Centre-Locum Gp	M91605	14	5	-	-	14	5	-	-
Willenhall Medical Centre-Thomas	M91033	120	25	20.8	14.5 - 28.9	116	16	13.8	8.7 - 21.2

* Rates for practices with N<25 not calculated

Key Performance Indicators - Walsall CCG

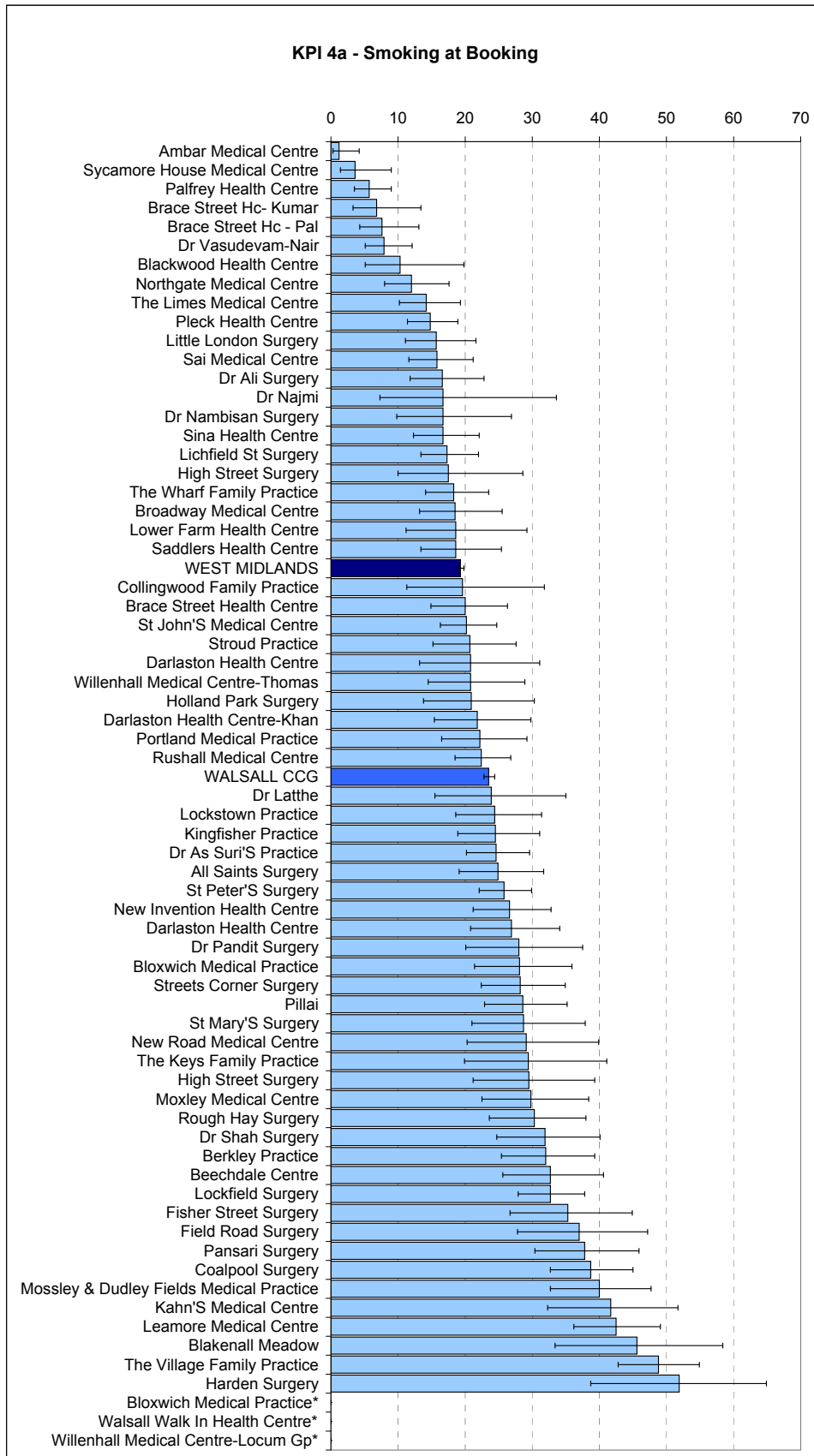
Data Source: PEER, West Midlands Perinatal Institute
 Data Period: 1 July 2009 - 15 August 2012



KPI 4a - Smoking at Booking
 KPI 4b: Smoking at Delivery

KPI definitions and targets:
www.pi.nhs.uk/rpnm/lfh/KPI_Evidence_Targets.pdf

NB: KPI 4c: Smoking Cessation: Rates not shown by practice due to small numbers
 (CCG Average: 27.2% WM Average: 27.1%)



* Rates not displayed for practices with N<25

Key Performance Indicators - Walsall CCG

Data Source: PEER, West Midlands Perinatal Institute

Data Period: 1 July 2009 - 15 August 2012

KPI 4a - Smoking at Booking

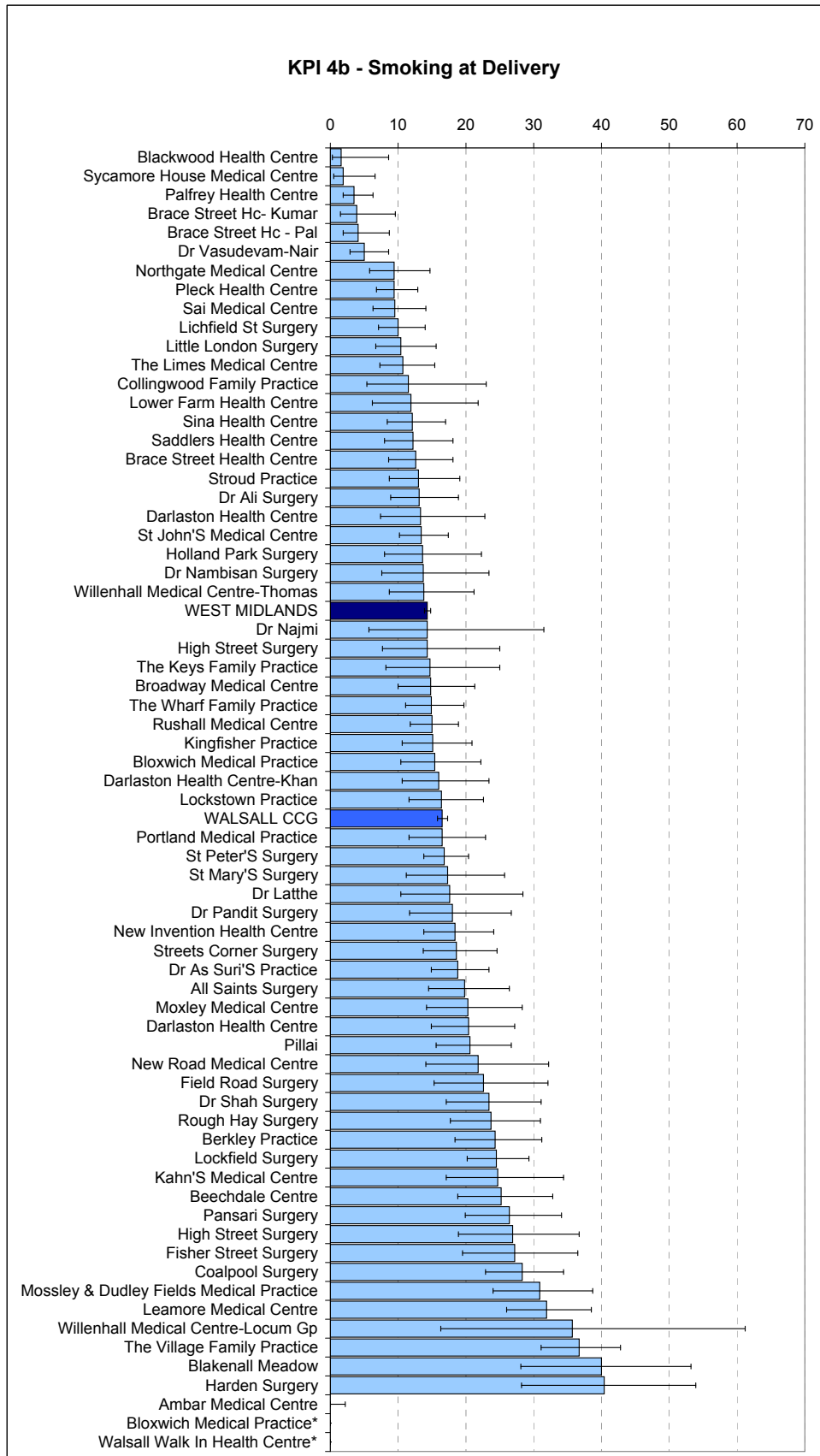
KPI 4b: Smoking at Delivery

NB: KPI 4c: Smoking Cessation: Rates not shown by practice due to small numbers

(CCG Average: 27.2% WM Average: 27.1%)

KPI definitions and targets:

www.pi.nhs.uk/rpnm/lfh/KPI_Evidence_Targets.pdf



* Rates not displayed for practices with N<25

Key Performance Indicators - Walsall CCG

Data Source: PEER, West Midlands Perinatal Institute (Data Period: 1 July 2009 - 15 August 2012)



KPI 3a: Prevalence of IUGR at birth

KPI definitions and targets:

KPI 5: Breastfeeding Initiation < 48 Hrs

www.pi.nhs.uk/rpnm/lfh_KPI_Evidence_Targets.pdf

NB: KPI 3b: Antenatal Detection of IUGR: Rates not shown by practice because of small numbers

(CCG Average: 40.6% WM Average: 31.8%)

GP Practice Name	GP Practice Code	KPI 3a: Intrauterine Growth Restriction (IUGR) at birth (cust cent <10)				KPI 5: Breastfeeding Initiation < 48 Hrs			
		N	n	%	95% CI	N	n	%	95% CI
WEST MIDLANDS (2011/12 Average)				13.8	13.4 - 14.2			60.5	59.9 - 61.1
WALSALL CCG		10608	1782	16.8	16.1 - 17.5	9689	4520	46.7	45.7 - 47.6
All Saints Surgery	M91650	172	34	19.8	14.5 - 26.4	161	65	40.4	33.1 - 48.1
Ambar Medical Centre	Y00228	166	20	12.0	7.9 - 17.9	147	88	59.9	51.8 - 67.4
Beechdale Centre	M91611	144	26	18.1	12.6 - 25.1	132	44	33.3	25.9 - 41.7
Berkley Practice	M91028	157	23	14.6	10.0 - 21.0	150	63	42.0	34.4 - 50.0
Blackwood Health Centre	M91637	63	7	11.1	5.5 - 21.2	54	45	83.3	71.3 - 91.0
Blakenall Meadow	Y00239	56	15	26.8	17.0 - 39.6	50	18	36.0	24.1 - 49.9
Bloxwich Medical Practice	M91034	144	24	16.7	11.5 - 23.6	133	46	34.6	27.0 - 43.0
Bloxwich Medical Practice	M91037	1	0	*	*	1	0	*	*
Brace Street Hc - Pal	M91659	144	24	16.7	11.5 - 23.6	131	73	55.7	47.2 - 63.9
Brace Street Hc- Kumar	M91628	101	18	17.8	11.6 - 26.4	83	50	60.2	49.5 - 70.1
Brace Street Health Centre	M91014	182	34	18.7	13.7 - 25.0	166	89	53.6	46.0 - 61.0
Broadway Medical Centre	M91619	145	21	14.5	9.7 - 21.1	129	58	45.0	36.6 - 53.6
Coalpool Surgery	M91655	234	39	16.7	12.4 - 22.0	220	76	34.5	28.6 - 41.0
Collingwood Family Practice	M91032	51	9	17.6	9.6 - 30.3	42	25	59.5	44.5 - 73.0
Darlaston Health Centre	M91025	164	23	14.0	9.5 - 20.2	157	69	43.9	36.4 - 51.8
Darlaston Health Centre	M91660	73	10	13.7	7.6 - 23.4	68	27	39.7	28.9 - 51.6
Darlaston Health Centre-Khan	Y00278	122	16	13.1	8.2 - 20.2	108	44	40.7	31.9 - 50.2
Dr Ali Surgery	M91641	171	32	18.7	13.6 - 25.2	157	69	43.9	36.4 - 51.8
Dr As Suri'S Practice	M91629	326	71	21.8	17.6 - 26.6	302	146	48.3	42.8 - 54.0
Dr Latthe	M91639	70	9	12.9	6.9 - 22.7	58	27	46.6	34.3 - 59.2
Dr Najmi	M91642	28	6	21.4	10.2 - 39.5	24	16	*	*
Dr Nambisan Surgery	M91024	69	9	13.0	7.0 - 23.0	65	41	63.1	50.9 - 73.8
Dr Pandit Surgery	M91630	100	17	17.0	10.9 - 25.5	90	38	42.2	32.5 - 52.5
Dr Shah Surgery	M91026	137	24	17.5	12.1 - 24.7	129	48	37.2	29.4 - 45.8
Dr Vasudevam-Nair	M91825	235	47	20.0	15.4 - 25.6	219	120	54.8	48.2 - 61.2
Field Road Surgery	M91604	92	18	19.6	12.7 - 28.8	84	23	27.4	19.0 - 37.7
Fisher Street Surgery	M91610	102	15	14.7	9.1 - 22.9	89	32	36.0	26.8 - 46.3
Harden Surgery	M91022	52	14	26.9	16.8 - 40.3	46	11	23.9	13.9 - 37.9
High Street Surgery	M91654	94	16	17.0	10.8 - 25.9	86	31	36.0	26.7 - 46.6
High Street Surgery	M91039	64	8	12.5	6.5 - 22.8	58	25	43.1	31.2 - 55.9
Holland Park Surgery	M91626	86	13	15.1	9.1 - 24.2	78	33	42.3	32.0 - 53.4
Kahn'S Medical Centre	M91602	96	15	15.6	9.7 - 24.2	85	27	31.8	22.8 - 42.3
Kingfisher Practice	M91643	186	24	12.9	8.8 - 18.5	175	88	50.3	43.0 - 57.6
Leamore Medical Centre	M91036	214	58	27.1	21.6 - 33.4	203	47	23.2	17.9 - 29.4
Lichfield St Surgery	M91015	300	39	13.0	9.7 - 17.3	257	162	63.0	57.0 - 68.7
Little London Surgery	M91008	180	35	19.4	14.3 - 25.8	162	93	57.4	49.7 - 64.8
Lockfield Surgery	M91013	337	52	15.4	12.0 - 19.7	316	110	34.8	29.8 - 40.2
Lockstown Practice	M91021	167	25	15.0	10.4 - 21.2	160	74	46.3	38.7 - 54.0
Lower Farm Health Centre	M91623	70	16	22.9	14.6 - 34.0	62	27	43.5	31.9 - 55.9
Mossley & Dudley Fields Medical Practice	M91029	158	26	16.5	11.5 - 23.0	144	44	30.6	23.6 - 38.5
Moxley Medical Centre	M91624	124	25	20.2	14.0 - 28.1	122	44	36.1	28.1 - 44.9
New Invention Health Centre	M91016	212	31	14.6	10.5 - 20.0	201	82	40.8	34.2 - 47.7
New Road Medical Centre	M91609	78	19	24.4	16.2 - 34.9	70	29	41.4	30.6 - 53.1
Northgate Medical Centre	M91017	174	20	11.5	7.6 - 17.1	154	105	68.2	60.5 - 75.0
Palfray Health Centre	M91621	284	43	15.1	11.4 - 19.8	245	140	57.1	50.9 - 63.2
Pansari Surgery	M91006	146	27	18.5	13.0 - 25.6	134	55	41.0	33.1 - 49.5
Pillai	M91647	201	39	19.4	14.5 - 25.4	181	72	39.8	32.9 - 47.1
Pleck Health Centre	M91816	344	52	15.1	11.7 - 19.3	314	172	54.8	49.2 - 60.2
Portland Medical Practice	M91010	156	21	13.5	9.0 - 19.7	137	77	56.2	47.8 - 64.2
Rough Hay Surgery	M91640	150	34	22.7	16.7 - 30.0	143	52	36.4	28.9 - 44.5
Rushall Medical Centre	M91019	383	66	17.2	13.8 - 21.3	357	183	51.3	46.1 - 56.4
Saddlers Health Centre	M91018	159	38	23.9	17.9 - 31.1	144	74	51.4	43.3 - 59.4
Sai Medical Centre	M91613	214	36	16.8	12.4 - 22.4	187	95	50.8	43.7 - 57.9
Sina Health Centre	M91003	219	31	14.2	10.2 - 19.4	204	117	57.4	50.5 - 63.9
St John'S Medical Centre	M91007	336	42	12.5	9.4 - 16.5	302	160	53.0	47.3 - 58.5
St Mary'S Surgery	M91612	107	22	20.6	14.0 - 29.2	104	31	29.8	21.9 - 39.2
St Peter'S Surgery	M91004	480	76	15.8	12.8 - 19.4	444	173	39.0	34.5 - 43.6
Streets Corner Surgery	M91009	194	33	17.0	12.4 - 22.9	176	83	47.2	39.9 - 54.5
Stroud Practice	M91814	160	19	11.9	7.7 - 17.8	148	63	42.6	34.9 - 50.6
Sycamore House Medical Centre	M91020	110	14	12.7	7.7 - 20.2	94	67	71.3	61.4 - 79.4
The Keys Family Practice	Y02626	65	7	10.8	5.3 - 20.6	58	24	41.4	29.6 - 54.2
The Limes Medical Centre	M91011	220	34	15.5	11.3 - 20.8	192	128	66.7	59.7 - 73.0
The Village Family Practice	Y02627	250	56	22.4	17.7 - 28.0	240	78	32.5	26.9 - 38.7
The Wharf Family Practice	Y02624	254	44	17.3	13.2 - 22.5	236	154	65.3	59.0 - 71.0
Walsall Walk In Health Centre	Y02628	3	0	*	*	3	2	*	*
Willenhall Medical Centre-Locum Gp	M91605	14	5	*	*	14	4	*	*
Willenhall Medical Centre-Thomas	M91033	118	16	13.6	8.5 - 20.9	104	44	42.3	33.3 - 51.9

* Rates for practices with N<25 not calculated

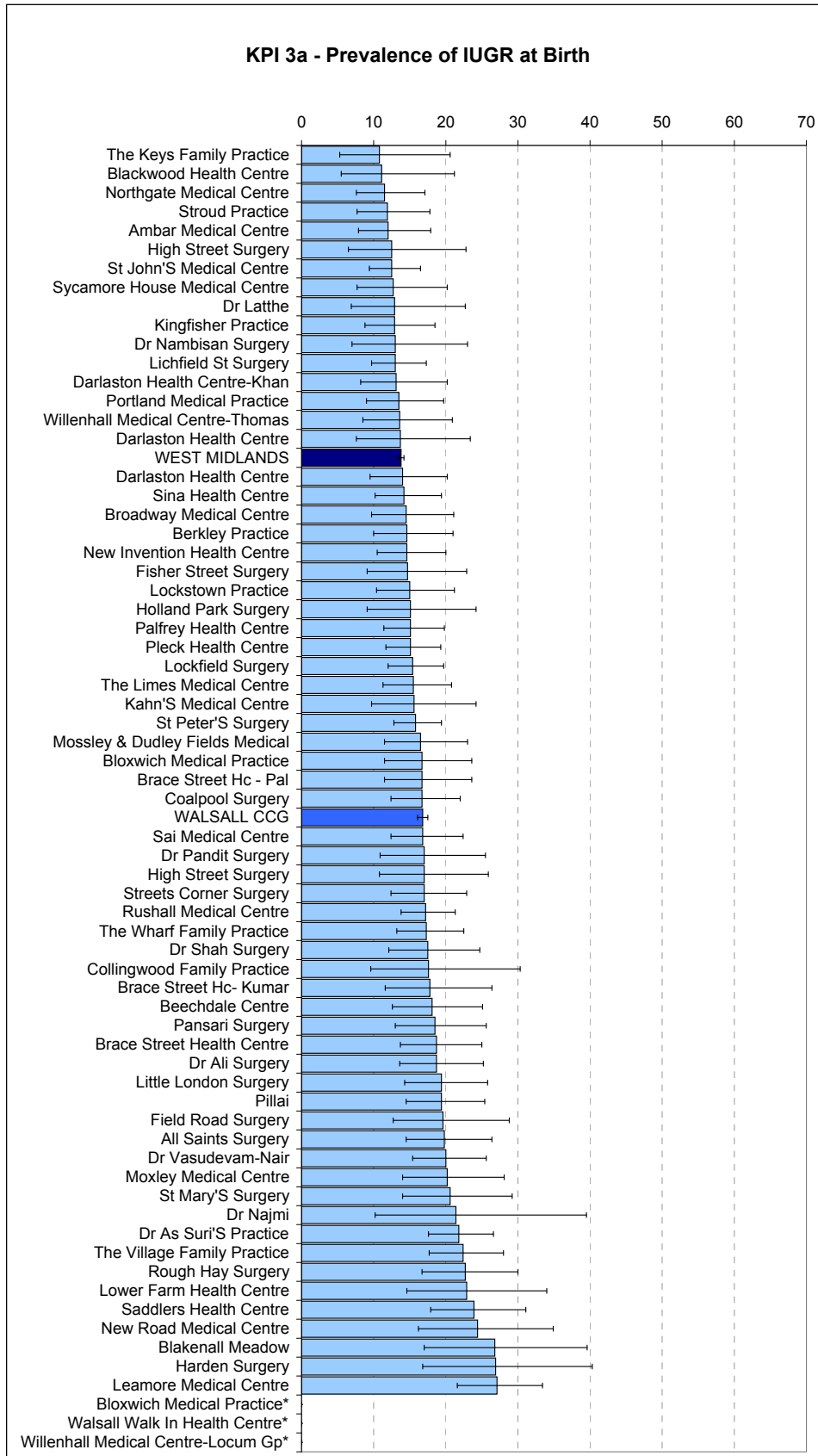
Key Performance Indicators - Walsall CCG

Data Source: PEER, West Midlands Perinatal Institute
 Data Period: 1 July 2009 - 15 August 2012



KPI 3a: Prevalence of IUGR at birth
 KPI 5: Breastfeeding Initiation < 48 Hrs
 NB: KPI 3b: Antenatal Detection of IUGR: Rates not shown by practice due to small numbers
 (CCG Average: 40.6% WM Average: 31.8%)

KPI definitions and targets:
www.pi.nhs.uk/rpnm/lfh/KPI_Evidence_Targets.pdf



* Rates not displayed for practices with N<25

Key Performance Indicators - Walsall CCG

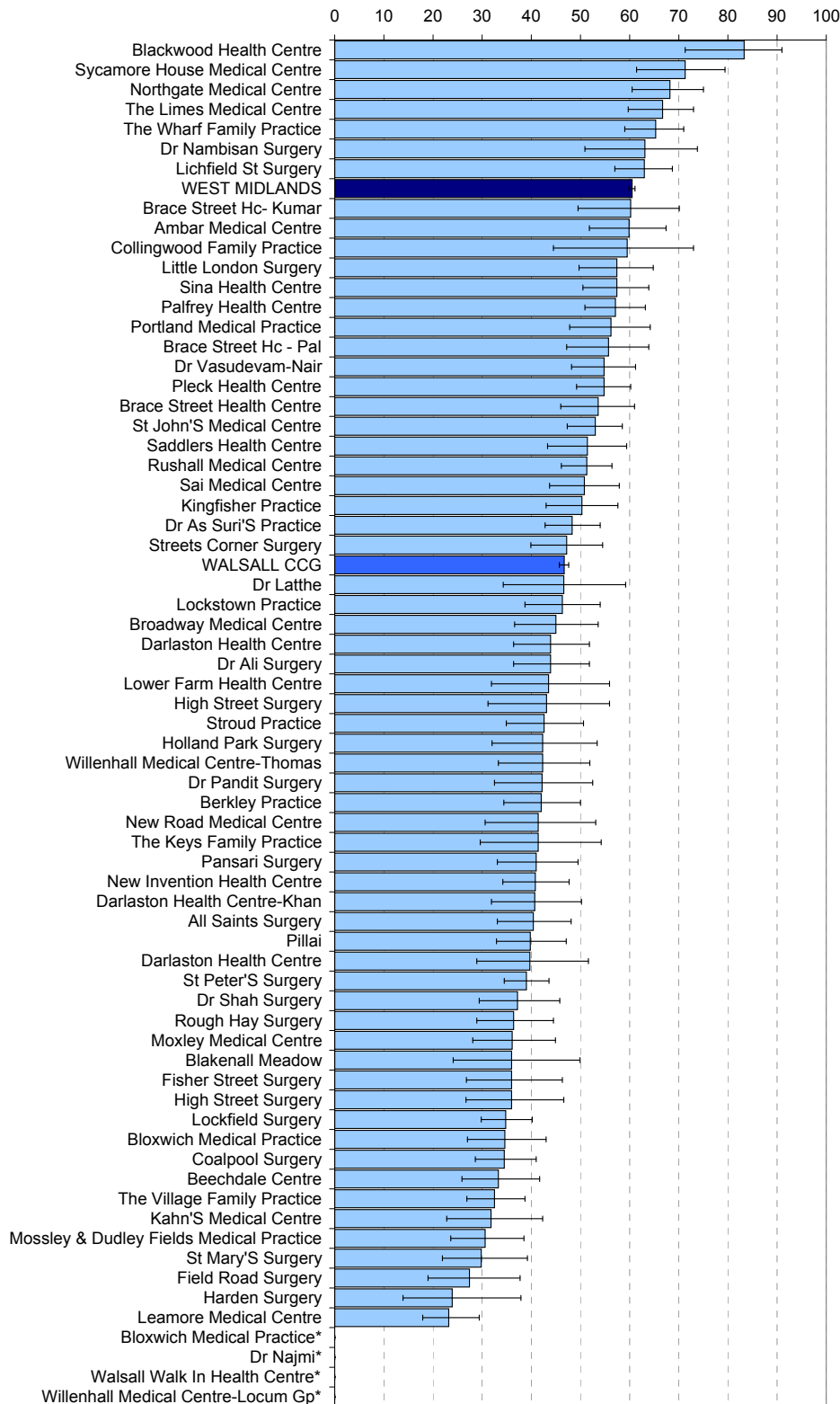
Data Source: PEER, West Midlands Perinatal Institute
 Data Period: 1 July 2009 - 15 August 2012



KPI 3a: Prevalence of IUGR at birth
 KPI 5: Breastfeeding Initiation < 48 Hrs
 NB: KPI 3b: Antenatal Detection of IUGR: Rates not shown by practice due to small numbers
 (CCG Average: 40.6% WM Average: 31.8%)

KPI definitions and targets:
www.pi.nhs.uk/rpnm/lfh/KPI_Evidence_Targets.pdf

KPI 5 - Breastfeeding Initiation < 48 Hrs



* Rates not displayed for practices with N<25