

Key Performance Indicators - Warwickshire North CCG

Data Source: PEER, West Midlands Perinatal Institute (Data Period: 1 July 2009 - 15 August 2012)

KPI 1: Early Booking
KPI 2: Continuity of Carer

KPI definitions and targets:
www.pi.nhs.uk/rpm/lfh_KPI_Evidence_Targets.pdf



GP Practice Name	GP Practice Code	KPI 1a: Completed Assessment < 13 Weeks				KPI 2: Continuity of Carer ^a			
		N	n	%	95% CI	N	n	%	95% CI
WEST MIDLANDS (2011/12 Average)				89.6	89.2 - 89.9			79.2	78.7 - 79.6
WARWICKSHIRE NORTH CCG		5674	5231	92.2	91.5 - 92.9	3644	3035	83.3	82.0 - 84.5
Arbury Medical Centre	M84003	330	304	92.1	88.7 - 94.6	225	189	84.0	78.6 - 88.2
Bracebridge Street Surgery	M84034	92	85	92.4	85.1 - 96.3	43	38	88.4	75.5 - 94.9
Bulkington Surgery	M84061	139	132	95.0	90.0 - 97.5	93	85	91.4	83.9 - 95.6
Camp Hill Gp Led Health Centre	Y02640	116	109	94.0	88.1 - 97.0	109	71	65.1	55.8 - 73.4
Chancery Lane Surgery	M84615	228	215	94.3	90.5 - 96.6	135	97	71.9	63.7 - 78.8
Chapel End Surgery	M84005	101	95	94.1	87.6 - 97.2	65	55	84.6	73.9 - 91.4
Chapel End Surgery	M84624	92	86	93.5	86.5 - 97.0	43	23	53.5	38.9 - 67.5
Dr Reilly & Partners	M84045	196	176	89.8	84.8 - 93.3	134	120	89.6	83.2 - 93.7
Dr Singh & Partners	M84011	463	431	93.1	90.4 - 95.1	309	260	84.1	79.7 - 87.8
Hazelwood Group Practice	M84042	181	163	90.1	84.8 - 93.6	98	67	68.4	58.6 - 76.7
Leicester Road	M84027	78	74	94.9	87.5 - 98.0	51	44	86.3	74.3 - 93.2
Manor Court Surgery	M84022	399	360	90.2	86.9 - 92.8	244	216	88.5	83.9 - 91.9
Old Mill Surgery	M84051	421	382	90.7	87.6 - 93.1	258	244	94.6	91.1 - 96.7
Pear Tree Surgery	M84006	213	197	92.5	88.1 - 95.3	132	88	66.7	58.3 - 74.1
Polesworth & Dordon Group Practice	M84007	344	320	93.0	89.8 - 95.3	210	148	70.5	64.0 - 76.2
Queens Road Surgery	M84621	138	126	91.3	85.4 - 95.0	90	85	94.4	87.6 - 97.6
Red Roofs Surgery	M84001	287	267	93.0	89.5 - 95.4	194	173	89.2	84.0 - 92.8
Riversley Road Surgery	M84041	124	102	82.3	74.6 - 88.0	75	62	82.7	72.6 - 89.6
Rugby Road Surgery	M84618	115	105	91.3	84.7 - 95.2	79	73	92.4	84.4 - 96.5
Satis House	M84048	68	64	94.1	85.8 - 97.7	27	10	37.0	21.5 - 55.8
Spring Hill Medical Centre	M84008	436	406	93.1	90.3 - 95.1	289	240	83.0	78.3 - 86.9
Station Street Surgery	M84612	73	70	95.9	88.6 - 98.6	51	44	86.3	74.3 - 93.2
Stockingford Medical Centre	M84055	58	56	96.6	88.3 - 99.0	28	26	92.9	77.4 - 98.0
The Atherstone Surgery	M84019	491	459	93.5	90.9 - 95.3	331	285	86.1	82.0 - 89.4
The Chaucers Surgery	M84057	107	90	84.1	76.0 - 89.8	69	58	84.1	73.7 - 90.9
The Grange Medical Centre	M84037	193	180	93.3	88.8 - 96.0	133	120	90.2	84.0 - 94.2
The Old Cole House Practice	M84627	59	51	86.4	75.5 - 93.0	43	34	79.1	64.8 - 88.6
Woodlands Surgery	M84609	132	126	95.5	90.4 - 97.9	86	80	93.0	85.6 - 96.8

* Rates for practices with N<25 not calculated

^a From Sept. 2010 only, with definition of 'continuity' including 2 midwives

Key Performance Indicators - Warwickshire North CCG

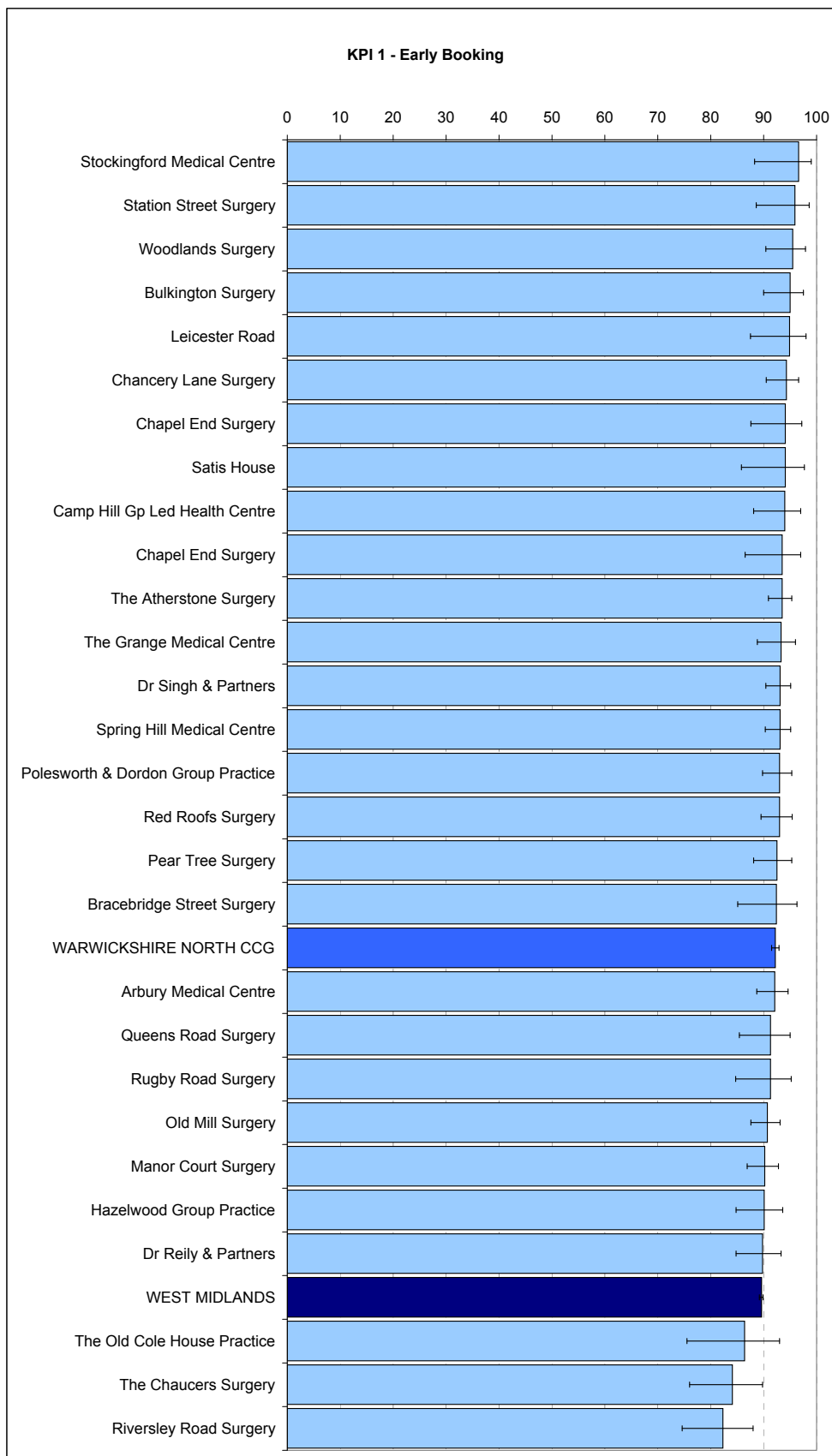
Data Source: PEER, West Midlands Perinatal Institute

Data Period: 1 July 2009 - 15 August 2012



KPI 1: Early Booking
KPI 2: Continuity of Carer

KPI definitions and targets:
www.pi.nhs.uk/rpnm/lfH_KPI_Evidence_Targets.pdf



* Rates not displayed for practices with N<25

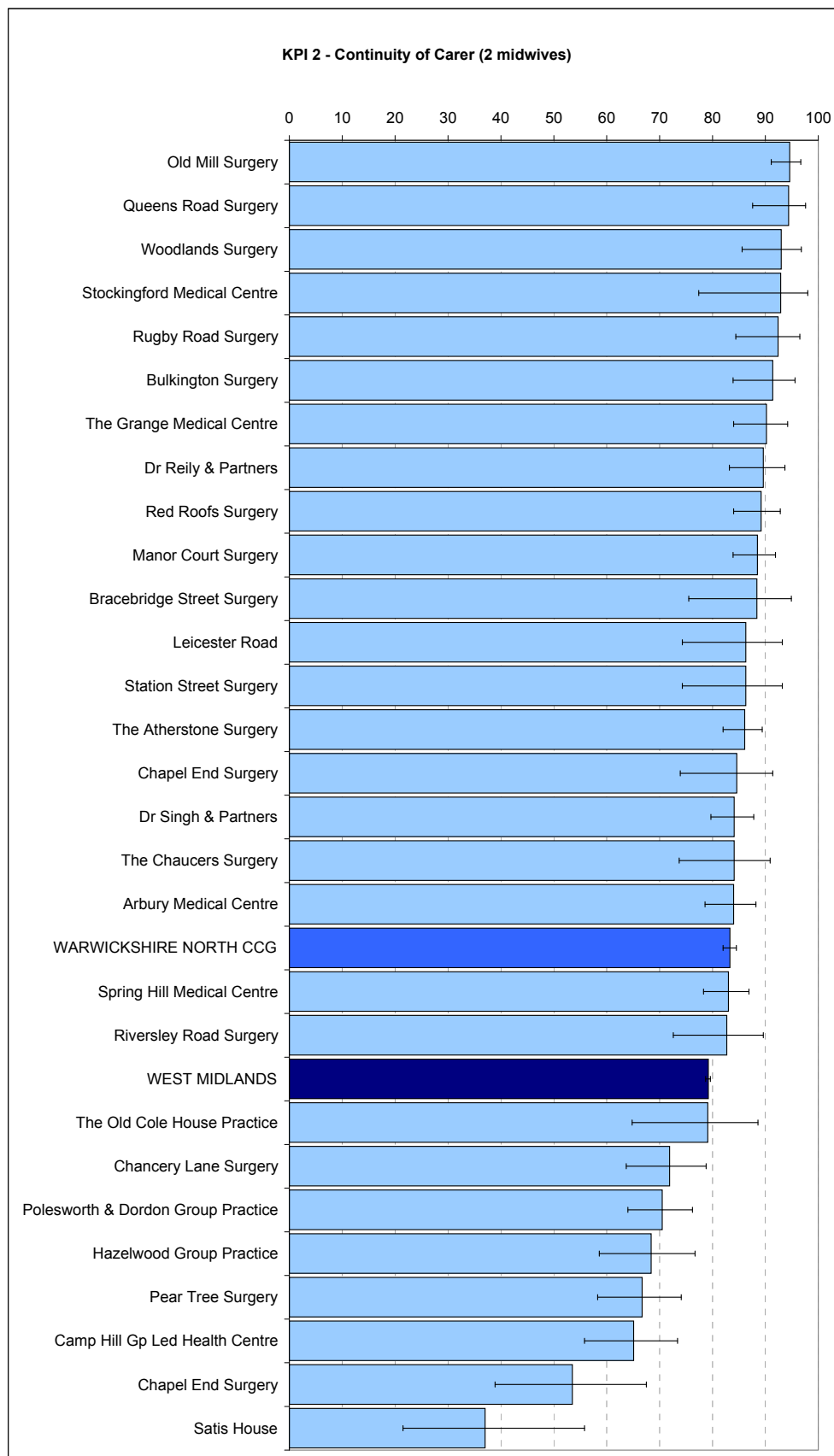
Key Performance Indicators - Warwickshire North CCG

Data Source: PEER, West Midlands Perinatal Institute
 Data Period: 1 July 2009 - 15 August 2012



KPI 1: Early Booking
 KPI 2: Continuity of Carer

KPI definitions and targets:
www.pi.nhs.uk/rpnm/lfh_KPI_Evidence_Targets.pdf



* Rates not displayed for practices with N<25

Key Performance Indicators - Warwickshire North CCG

Data Source: PEER, West Midlands Perinatal Institute (Data Period: 1 July 2009 - 15 August 2012)

KPI 4a - Smoking at Booking

KPI 4b: Smoking at Delivery

NB: KPI 4c: Smoking Cessation: Rates not shown by practice because of small numbers

(CCG Average: 19.6% WM Average: 27.1%)

KPI definitions and targets:

www.pi.nhs.uk/rpm/lfH_KPI_Evidence_Targets.pdf



GP Practice Name	GP Practice Code	KPI 4a: Smoking at Booking				KPI 4b: Smoking at Delivery			
		N	n	%	95% CI	N	n	%	95% CI
WEST MIDLANDS (2011/12 Average)				19.3	18.9 - 19.8			14.3	13.9 - 14.8
WARWICKSHIRE NORTH CCG		5657	1272	22.5	21.4 - 23.6	4559	685	15.0	14.0 - 16.1
Arbury Medical Centre	M84003	328	93	28.4	23.7 - 33.5	254	50	19.7	15.3 - 25.0
Bracebridge Street Surgery	M84034	92	19	20.7	13.6 - 30.0	69	9	13.0	7.0 - 23.0
Bulkington Surgery	M84061	138	23	16.7	11.4 - 23.8	113	10	8.8	4.9 - 15.5
Camp Hill Gp Led Health Centre	Y02640	116	53	45.7	36.9 - 54.7	92	35	38.0	28.8 - 48.3
Chancery Lane Surgery	M84615	226	52	23.0	18.0 - 28.9	181	26	14.4	10.0 - 20.2
Chapel End Surgery	M84005	102	29	28.4	20.6 - 37.8	78	15	19.2	12.0 - 29.3
Chapel End Surgery	M84624	92	30	32.6	23.9 - 42.7	72	13	18.1	10.9 - 28.5
Dr Reilly & Partners	M84045	195	47	24.1	18.6 - 30.6	162	27	16.7	11.7 - 23.2
Dr Singh & Partners	M84011	461	116	25.2	21.4 - 29.3	368	55	14.9	11.7 - 18.9
Hazelwood Group Practice	M84042	180	19	10.6	6.9 - 15.9	146	8	5.5	2.8 - 10.4
Leicester Road	M84027	78	23	29.5	20.5 - 40.4	59	10	16.9	9.5 - 28.5
Manor Court Surgery	M84022	396	92	23.2	19.3 - 27.6	301	42	14.0	10.5 - 18.3
Old Mill Surgery	M84051	416	82	19.7	16.2 - 23.8	343	44	12.8	9.7 - 16.8
Pear Tree Surgery	M84006	212	32	15.1	10.9 - 20.5	174	20	11.5	7.6 - 17.1
Polesworth & Dordon Group Practice	M84007	343	72	21.0	17.0 - 25.6	286	39	13.6	10.1 - 18.1
Queens Road Surgery	M84621	138	18	13.0	8.4 - 19.7	109	7	6.4	3.1 - 12.7
Red Roofs Surgery	M84001	287	72	25.1	20.4 - 30.4	230	34	14.8	10.8 - 19.9
Riversley Road Surgery	M84041	124	28	22.6	16.1 - 30.7	94	17	18.1	11.6 - 27.1
Rugby Road Surgery	M84618	115	30	26.1	18.9 - 34.8	90	21	23.3	15.8 - 33.1
Satis House	M84048	69	7	10.1	5.0 - 19.5	54	7	13.0	6.4 - 24.4
Spring Hill Medical Centre	M84008	435	100	23.0	19.3 - 27.2	363	62	17.1	13.6 - 21.3
Station Street Surgery	M84612	74	18	24.3	16.0 - 35.2	61	11	18.0	10.4 - 29.5
Stockingford Medical Centre	M84055	57	14	24.6	15.2 - 37.1	44	5	11.4	5.0 - 24.0
The Atherstone Surgery	M84019	495	107	21.6	18.2 - 25.5	410	58	14.1	11.1 - 17.9
The Chaucers Surgery	M84057	107	32	29.9	22.1 - 39.2	88	27	30.7	22.0 - 41.0
The Grange Medical Centre	M84037	190	19	10.0	6.5 - 15.1	165	10	6.1	3.3 - 10.8
The Old Cole House Practice	M84627	58	18	31.0	20.6 - 43.8	47	9	19.1	10.4 - 32.5
Woodlands Surgery	M84609	133	27	20.3	14.3 - 27.9	106	14	13.2	8.0 - 21.0

* Rates for practices with N<25 not calculated

Key Performance Indicators - Warwickshire North CCG

Data Source: PEER, West Midlands Perinatal Institute

Data Period: 1 July 2009 - 15 August 2012



KPI 4a - Smoking at Booking

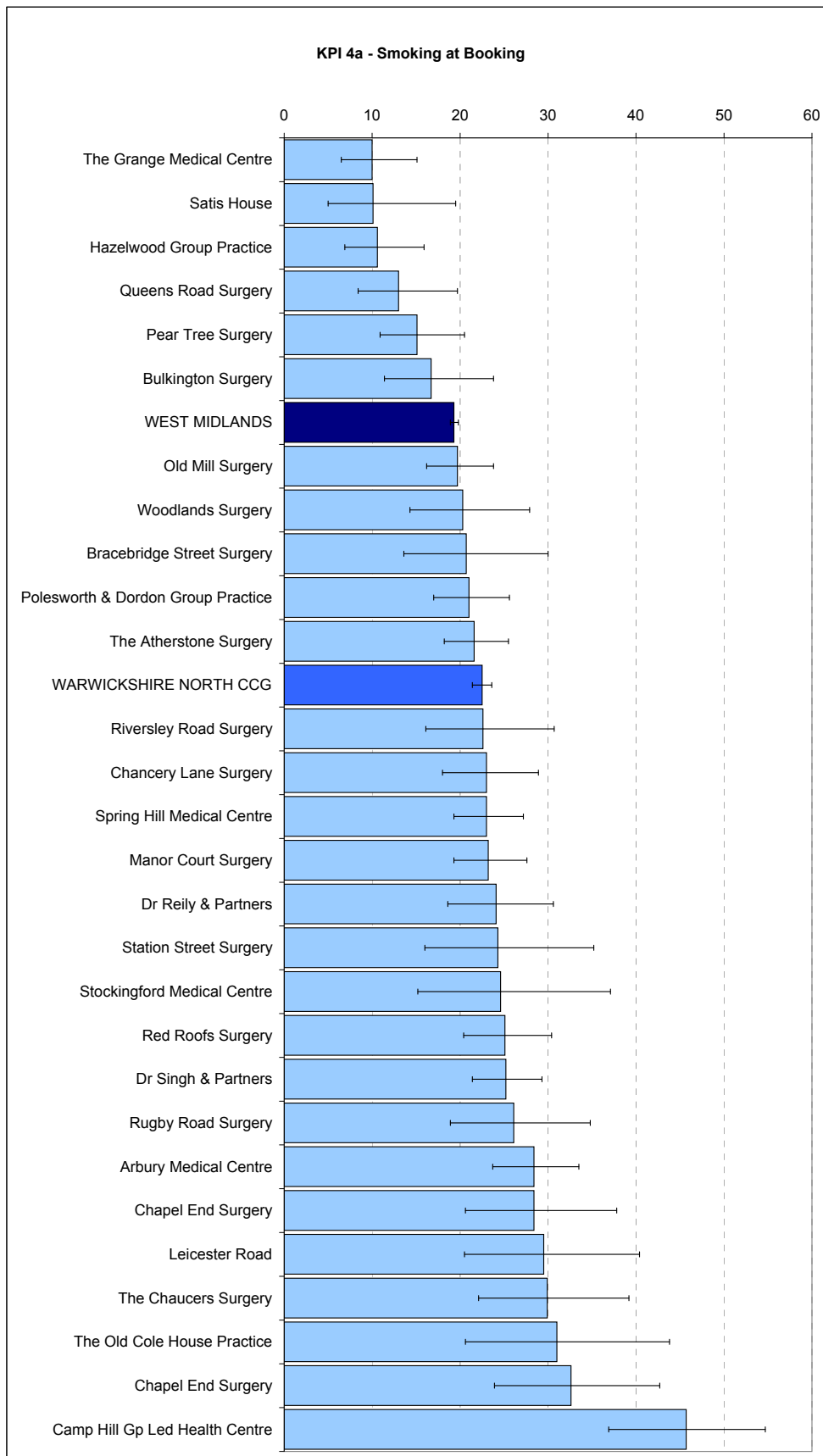
KPI definitions and targets:

KPI 4b: Smoking at Delivery

www.pi.nhs.uk/rpnm/lfh_KPI_Evidence_Targets.pdf

NB: KPI 4c: Smoking Cessation: Rates not shown by practice due to small numbers

(CCG Average: 19.6% WM Average: 27.1%)



* Rates not displayed for practices with N<25

Key Performance Indicators - Warwickshire North CCG

Data Source: PEER, West Midlands Perinatal Institute

Data Period: 1 July 2009 - 15 August 2012



KPI 4a - Smoking at Booking

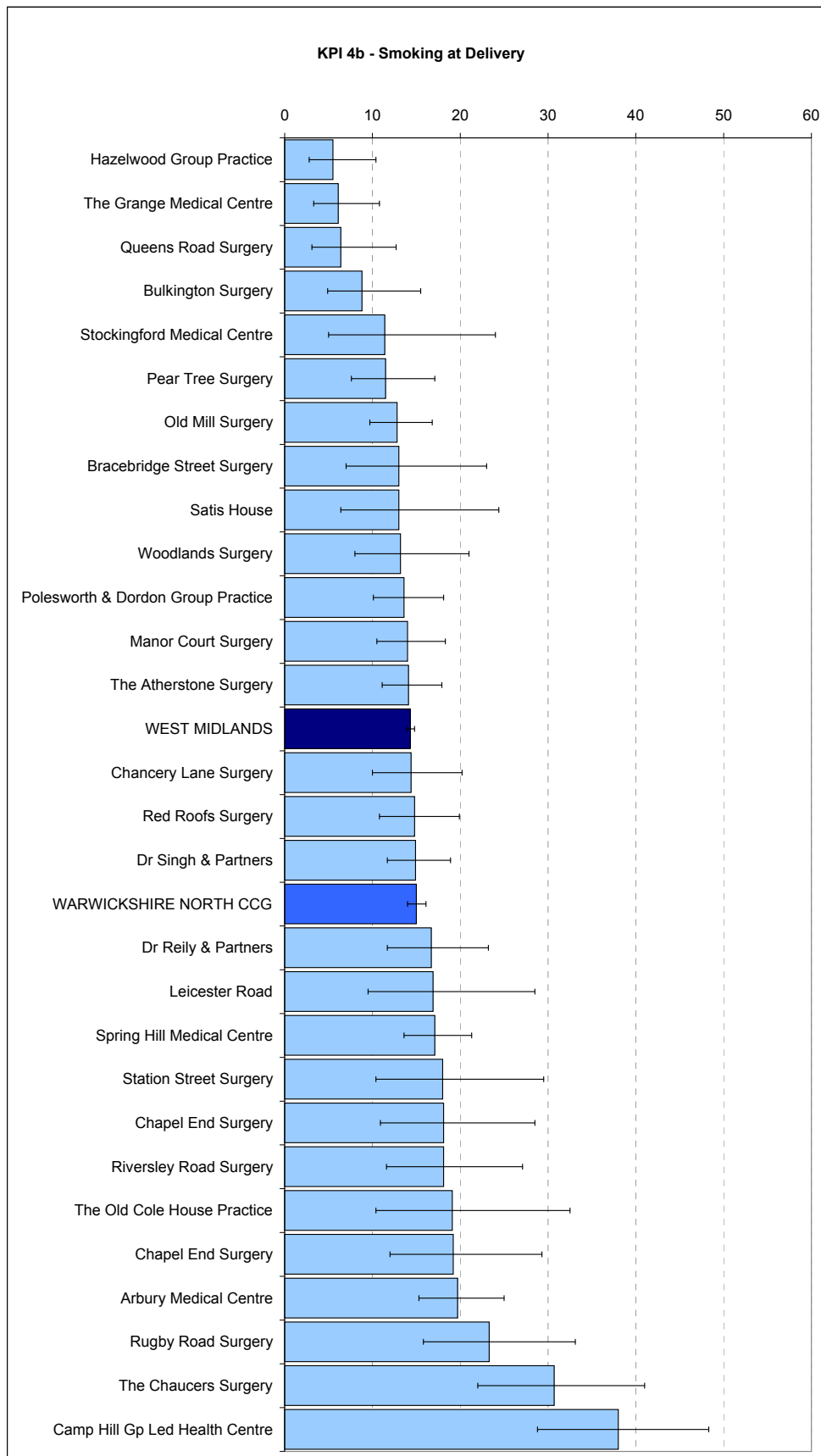
KPI 4b: Smoking at Delivery

NB: KPI 4c: Smoking Cessation: Rates not shown by practice due to small numbers

(CCG Average: 19.6% WM Average: 27.1%)

KPI definitions and targets:

www.pi.nhs.uk/rpnm/lfH_KPI_Evidence_Targets.pdf



* Rates not displayed for practices with N<25

Key Performance Indicators - Warwickshire North CCG

Data Source: PEER, West Midlands Perinatal Institute (Data Period: 1 July 2009 - 15 August 2012)

KPI 3a: Prevalence of IUGR at birth

KPI definitions and targets:

KPI 5: Breastfeeding Initiation < 48 Hrs

www.pi.nhs.uk/rpm/lfH_KPI_Evidence_Targets.pdf

NB: KPI 3b: Antenatal Detection of IUGR: Rates not shown by practice because of small numbers
(CCG Average: 30.9% WM Average: 31.8%)



GP Practice Name	GP Practice Code	KPI 3a: Intrauterine Growth Restriction (IUGR) at birth (cust cent <10)				KPI 5: Breastfeeding Initiation < 48 Hrs			
		N	n	%	95% CI	N	n	%	95% CI
WEST MIDLANDS (2011/12 Average)				13.8	13.4 - 14.2			60.5	59.9 - 61.1
WARWICKSHIRE NORTH CCG		5558	781	14.1	13.2 - 15.0	5127	2946	57.5	56.1 - 58.8
Arbury Medical Centre	M84003	325	53	16.3	12.7 - 20.7	293	157	53.6	47.9 - 59.2
Bracebridge Street Surgery	M84034	90	11	12.2	7.0 - 20.6	81	54	66.7	55.9 - 76.0
Bulkington Surgery	M84061	133	21	15.8	10.6 - 22.9	129	79	61.2	52.6 - 69.2
Camp Hill Gp Led Health Centre	Y02640	112	16	14.3	9.0 - 22.0	110	44	40.0	31.3 - 49.3
Chancery Lane Surgery	M84615	224	31	13.8	9.9 - 19.0	208	116	55.8	49.0 - 62.4
Chapel End Surgery	M84005	100	18	18.0	11.7 - 26.7	92	51	55.4	45.3 - 65.2
Chapel End Surgery	M84624	90	15	16.7	10.4 - 25.7	80	39	48.8	38.1 - 59.5
Dr Reily & Partners	M84045	193	31	16.1	11.6 - 21.9	175	102	58.3	50.9 - 65.3
Dr Singh & Partners	M84011	453	71	15.7	12.6 - 19.3	427	243	56.9	52.2 - 61.5
Hazelwood Group Practice	M84042	177	19	10.7	7.0 - 16.2	154	111	72.1	64.5 - 78.6
Leicester Road	M84027	77	14	18.2	11.2 - 28.2	65	34	52.3	40.4 - 64.0
Manor Court Surgery	M84022	396	50	12.6	9.7 - 16.3	362	217	59.9	54.8 - 64.9
Old Mill Surgery	M84051	408	41	10.0	7.5 - 13.3	380	217	57.1	52.1 - 62.0
Pear Tree Surgery	M84006	204	29	14.2	10.1 - 19.7	192	120	62.5	55.5 - 69.0
Polesworth & Dordon Group Practice	M84007	334	50	15.0	11.5 - 19.2	305	158	51.8	46.2 - 57.4
Queens Road Surgery	M84621	135	29	21.5	15.4 - 29.1	122	88	72.1	63.6 - 79.3
Red Roofs Surgery	M84001	285	45	15.8	12.0 - 20.5	264	146	55.3	49.3 - 61.2
Riversley Road Surgery	M84041	124	12	9.7	5.6 - 16.2	111	56	50.5	41.3 - 59.6
Rugby Road Surgery	M84618	112	15	13.4	8.3 - 20.9	105	65	61.9	52.4 - 70.6
Satis House	M84048	68	7	10.3	5.1 - 19.8	59	40	67.8	55.1 - 78.3
Spring Hill Medical Centre	M84008	429	61	14.2	11.2 - 17.8	389	228	58.6	53.7 - 63.4
Station Street Surgery	M84612	71	10	14.1	7.8 - 24.0	64	38	59.4	47.1 - 70.5
Stockingford Medical Centre	M84055	52	4	7.7	3.0 - 18.2	53	30	56.6	43.3 - 69.0
The Atherstone Surgery	M84019	483	77	15.9	12.9 - 19.5	455	255	56.0	51.5 - 60.5
The Chaucers Surgery	M84057	104	12	11.5	6.7 - 19.1	98	48	49.0	39.3 - 58.7
The Grange Medical Centre	M84037	189	13	6.9	4.1 - 11.4	175	128	73.1	66.1 - 79.2
The Old Cole House Practice	M84627	60	11	18.3	10.6 - 29.9	58	23	39.7	28.1 - 52.5
Woodlands Surgery	M84609	130	15	11.5	7.1 - 18.2	121	59	48.8	40.0 - 57.6

* Rates for practices with N<25 not calculated

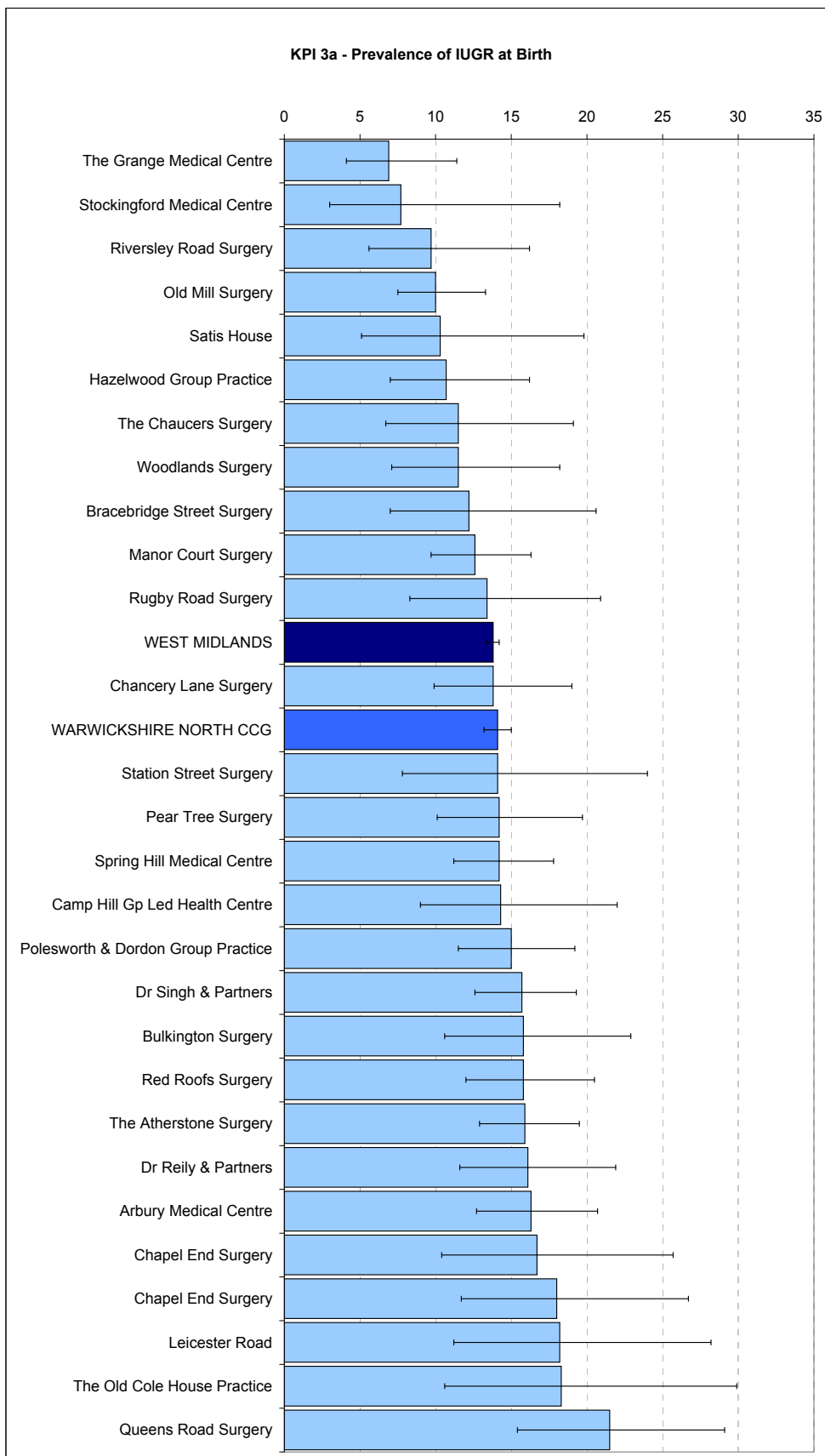
Key Performance Indicators - Warwickshire North CCG

Data Source: PEER, West Midlands Perinatal Institute
 Data Period: 1 July 2009 - 15 August 2012



KPI 3a: Prevalence of IUGR at birth
 KPI 5: Breastfeeding Initiation < 48 Hrs
 NB: KPI 3b: Antenatal Detection of IUGR: Rates not shown by practice due to small numbers
 (CCG Average: 30.9% WM Average: 31.8%)

KPI definitions and targets:
www.pi.nhs.uk/rpnm/lfh_KPI_Evidence_Targets.pdf



* Rates not displayed for practices with N<25

Key Performance Indicators - Warwickshire North CCG

Data Source: PEER, West Midlands Perinatal Institute

Data Period: 1 July 2009 - 15 August 2012

KPI 3a: Prevalence of IUGR at birth

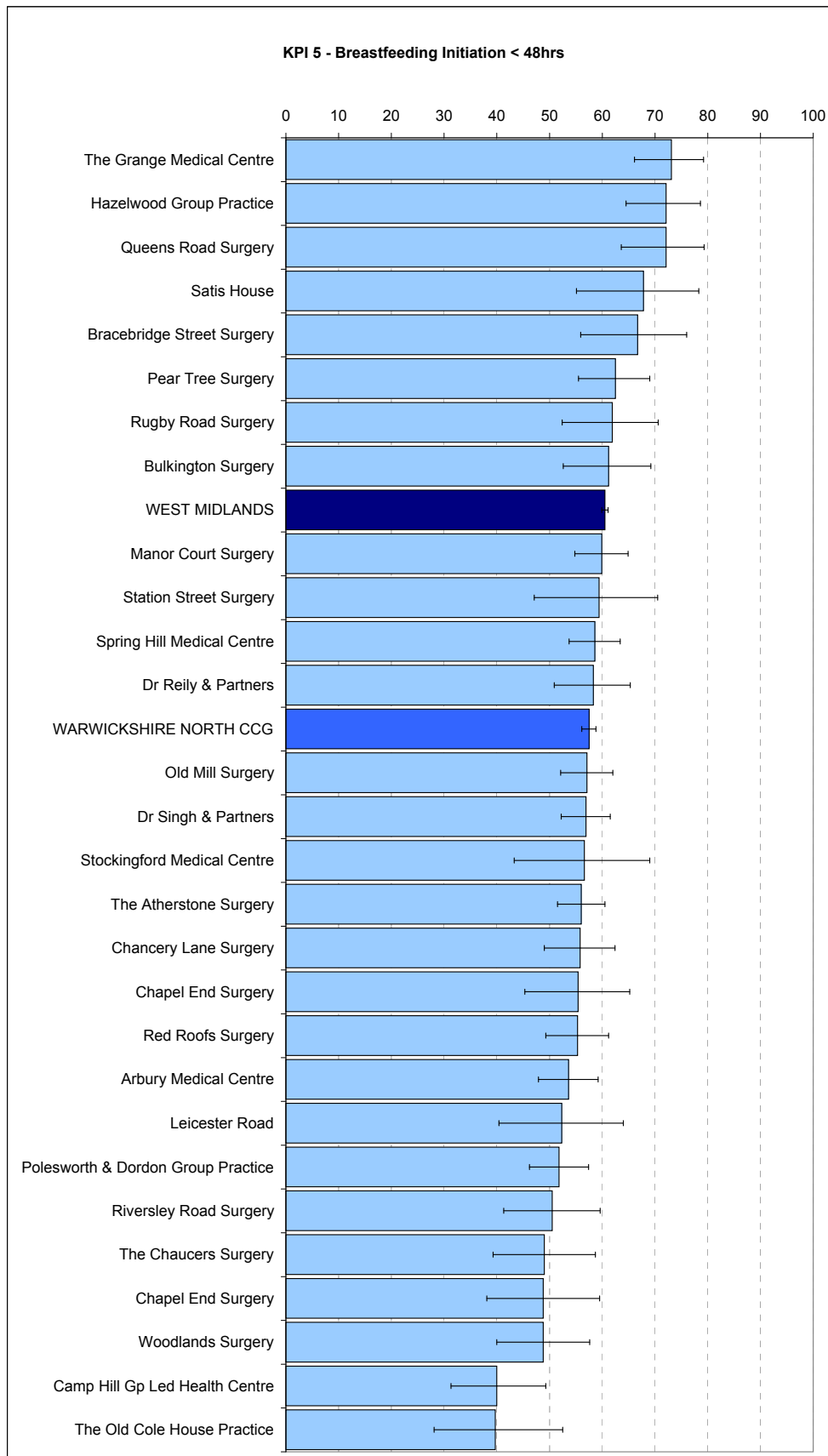
KPI 5: Breastfeeding Initiation < 48 Hrs

NB: KPI 3b: Antenatal Detection of IUGR: Rates not shown by practice due to small numbers

(CCG Average: 30.9% WM Average: 31.8%)

KPI definitions and targets:

www.pi.nhs.uk/rpnm/lfH_KPI_Evidence_Targets.pdf



* Rates not displayed for practices with N<25