

Key Performance Indicators - Wolverhampton CCG

Data Source: PEER, West Midlands Perinatal Institute (Data Period: 1 July 2009 - 15 August 2012)

KPI 1: Early Booking
KPI 2: Continuity of Carer

KPI definitions and targets:
www.pi.nhs.uk/rpnm/lfH_KPI_Evidence_Targets.pdf



GP Practice Name	GP Practice Code	KPI 1a: Completed Assessment < 13 Weeks				KPI 2: Continuity of Carer ^a			
		N	n	%	95% CI	N	n	%	95% CI
WEST MIDLANDS (2011/12 Average)				89.6	89.2 - 89.9			79.2	78.7 - 79.6
WOLVERHAMPTON CCG		4690	3999	85.3	84.2 - 86.3	1091	923	84.6	82.3 - 86.6
80 Tettenhall Road Surgery	M92042	44	40	90.9	78.8 - 96.4	8	7	*	*
All Saints Surgery	M92035	66	48	72.7	61.0 - 82.0	13	11	*	*
Ashfield Road Surgery	M92609	97	84	86.6	78.4 - 92.0	17	16	*	*
Bilston Urban Village Medical Centre	Y02757	68	60	88.2	78.5 - 93.9	28	23	82.1	64.4 - 92.1
Blackhalve Lane Surgery	M92020	56	53	94.6	85.4 - 98.2	15	13	*	*
Bradley Clinic Practice	M92654	64	57	89.1	79.9 - 94.6	17	14	*	*
Bradley Medical Centre	M92647	48	44	91.7	80.4 - 96.7	14	13	*	*
Bushbury Health Centre	M92611	12	10	*	*	0	0	*	*
Caerleon Surgery	M92027	61	50	82.0	70.5 - 89.6	14	13	*	*
Castlecroft Medical Practice	M92008	164	142	86.6	80.5 - 91.0	44	37	84.1	70.6 - 92.1
Church Street Surgery	M92030	112	95	84.8	77.0 - 90.3	33	31	93.9	80.4 - 98.3
Coalway Road Medical Practice	M92006	95	84	88.4	80.4 - 93.4	33	28	84.8	69.1 - 93.3
Dr Bilas	M92026	76	66	86.8	77.4 - 92.7	13	13	*	*
Dr Christopher	M92643	112	89	79.5	71.1 - 85.9	23	21	*	*
Dr Fowler	M92014	33	29	87.9	72.7 - 95.2	4	4	*	*
Dr George & Dr Rajcholan	M92022	66	58	87.9	77.9 - 93.7	12	12	*	*
Dr Kanchan	M92642	32	29	90.6	75.8 - 96.8	5	4	*	*
Dr Khan	M92610	53	44	83.0	70.8 - 90.8	11	11	*	*
Dr Linnemann	M92039	60	52	86.7	75.8 - 93.1	14	12	*	*
Dr Mudigonda	M92649	88	75	85.2	76.3 - 91.2	22	20	*	*
Dr Sharma	M92627	58	47	81.0	69.1 - 89.1	26	20	76.9	57.9 - 89.0
Dr Suryani	M92003	46	41	89.1	77.0 - 95.3	15	6	*	*
Dr Wariyar	M92017	59	45	76.3	64.0 - 85.3	12	10	*	*
Drs De Rosa & Williams	M92044	32	28	87.5	71.9 - 95.0	8	7	*	*
Drs Kharwadkar & Maji	M92629	64	52	81.3	70.0 - 88.9	12	10	*	*
Drs Pahwa	M92015	84	71	84.5	75.3 - 90.7	14	14	*	*
Drs Passi & Handa	M92031	190	144	75.8	69.2 - 81.3	39	33	84.6	70.3 - 92.8
Drs Ryan & Bagary	M92638	39	35	89.7	76.4 - 95.9	10	10	*	*
Duncan Street Primary Care Partnership	M92012	129	108	83.7	76.4 - 89.1	35	29	82.9	67.3 - 91.9
East Park Medical Practice	M92630	91	80	87.9	79.6 - 93.1	19	14	*	*
Ettingshall Medical Centre	Y02735	16	13	*	*	8	8	*	*
Grove Medical Centre	M92612	66	57	86.4	76.1 - 92.7	15	13	*	*
Intra Health Limited	Y02636	11	8	*	*	4	2	*	*
Keats Grove Surgery	M92019	155	139	89.7	83.9 - 93.5	24	22	*	*
Lea Road Medical Practice	M92007	119	102	85.7	78.3 - 90.9	27	21	77.8	59.2 - 89.4
Mayfield Medical Centre	M92040	128	110	85.9	78.9 - 90.9	29	24	82.8	65.5 - 92.4
Newbridge Surgery	M92029	37	29	78.4	62.8 - 88.6	3	3	*	*
Parkfield Medical Centre	M92024	244	211	86.5	81.6 - 90.2	71	54	76.1	65.0 - 84.5
Penn Manor Medical Practice	M92011	177	170	96.0	92.1 - 98.1	42	30	71.4	56.4 - 82.8
Penn Surgery	M92043	69	58	84.1	73.7 - 90.9	17	15	*	*
Poplars Medical Centre	M92001	85	67	78.8	69.0 - 86.2	20	13	*	*
Portobello Medical Practice	M92619	35	30	85.7	70.6 - 93.7	12	12	*	*
Prestwood Road West Surgery	M92009	232	208	89.7	85.1 - 92.9	54	47	87.0	75.6 - 93.6
Primrose Lane Practice	M92004	49	41	83.7	71.0 - 91.5	3	2	*	*
Probert Road Surgery	M92041	105	92	87.6	80.0 - 92.6	19	17	*	*
Ruskin Road Surgery	M92637	34	31	91.2	77.0 - 97.0	9	7	*	*
Showell Park Health & Walk In Centre	Y02736	33	28	84.8	69.1 - 93.3	11	11	*	*
Tettenhall Medical Practice	M92010	124	113	91.1	84.8 - 95.0	18	18	*	*
Tettenhall Road Medical Practice	M92640	47	40	85.1	72.3 - 92.6	8	7	*	*
The Group Practice Alfred Squire Road	M92002	119	105	88.2	81.2 - 92.9	17	12	*	*
Thornley Street Medical Centre	M92028	53	48	90.6	79.7 - 95.9	14	11	*	*
Tudor Medical Centre	M92016	83	62	74.7	64.4 - 82.8	20	17	*	*
Wellington Road Surgery	M92036	69	61	88.4	78.8 - 94.0	17	14	*	*
Whitmore Reans Medical Practice	M92607	251	197	78.5	73.0 - 83.1	62	52	83.9	72.8 - 91.0
Woden Road Surgery	M92013	150	119	79.3	72.2 - 85.0	37	35	94.6	82.3 - 98.5

* Rates for practices with N<25 not calculated

^a From Sept. 2010 only, with definition of 'continuity' including 2 midwives

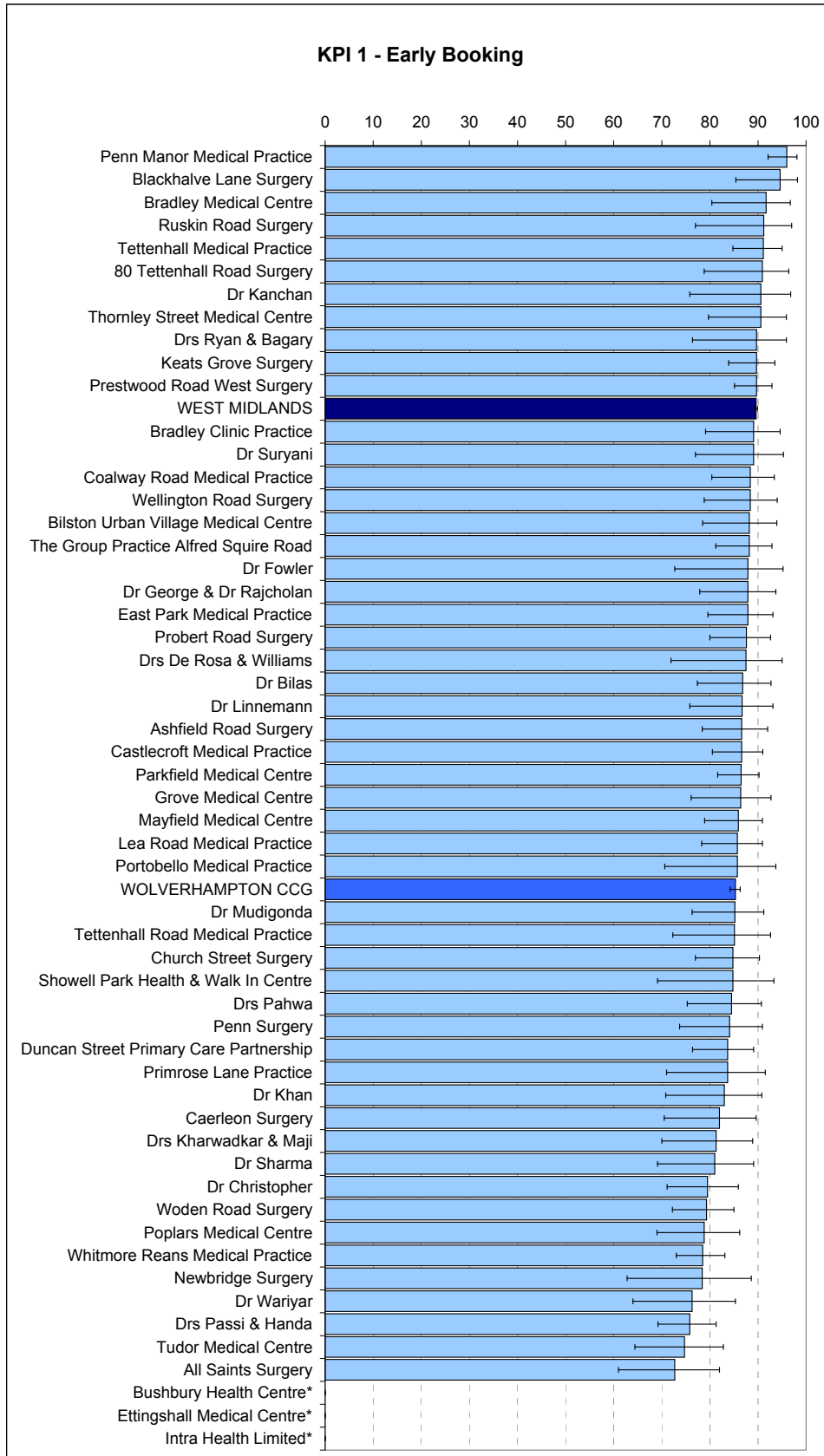
Key Performance Indicators - Wolverhampton CCG

Data Source: PEER, West Midlands Perinatal Institute
 Data Period: 1 July 2009 - 15 August 2012



KPI 1: Early Booking
 KPI 2: Continuity of Carer

KPI definitions and targets:
www.pi.nhs.uk/rpnm/lfh_KPI_Evidence_Targets.pdf



* Rates not displayed for practices with N<25

Key Performance Indicators - Wolverhampton CCG

Data Source: PEER, West Midlands Perinatal Institute

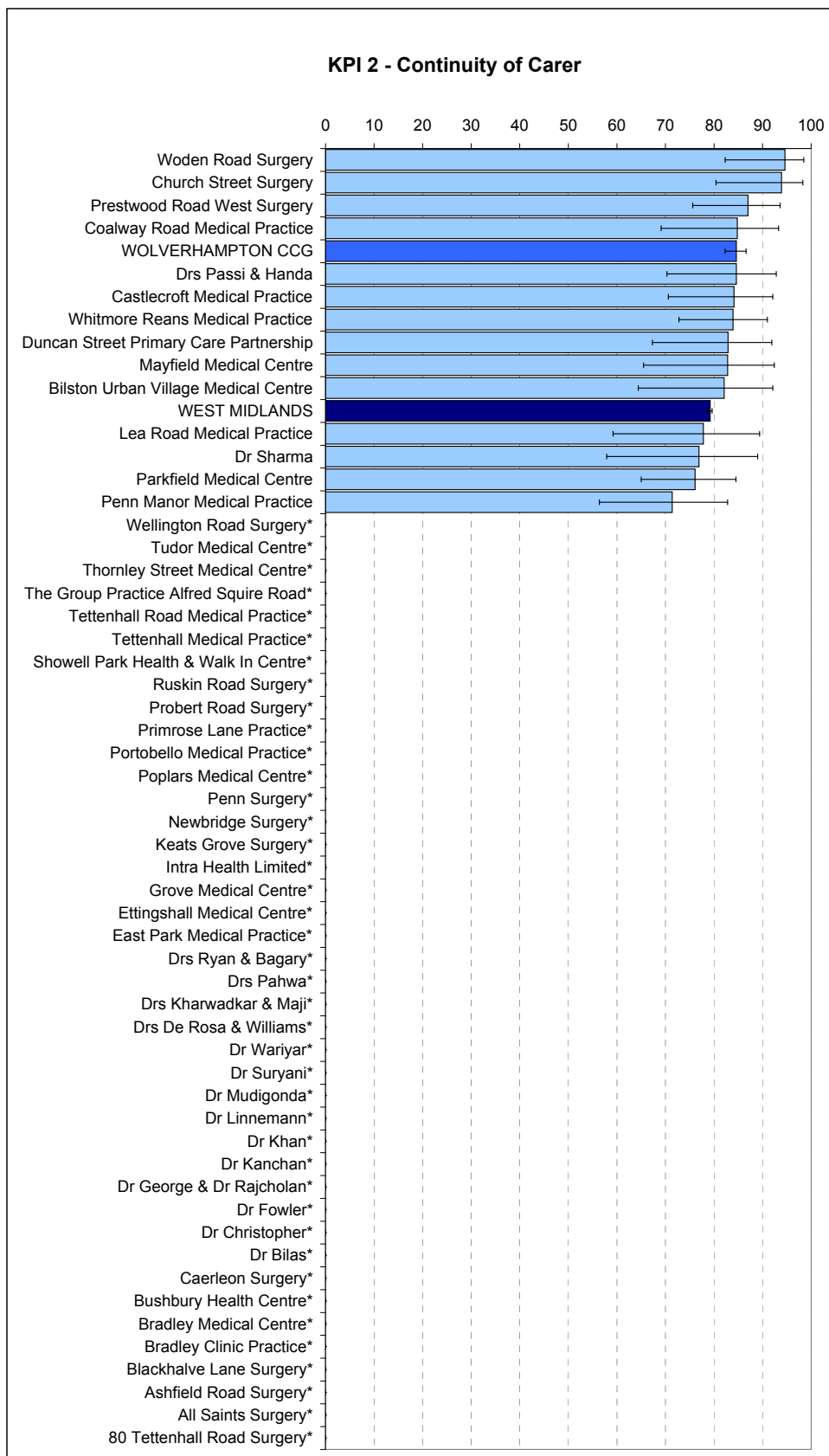
Data Period: 1 July 2009 - 15 August 2012

KPI 1: Early Booking

KPI 2: Continuity of Carer

KPI definitions and targets:

www.pi.nhs.uk/rpnm/lfH_KPI_Evidence_Targets.pdf



* Rates not displayed for practices with N<25

Key Performance Indicators - Wolverhampton CCG

Data Source: PEER, West Midlands Perinatal Institute (Data Period: 1 July 2009 - 15 August 2012)



KPI 4a - Smoking at Booking

KPI definitions and targets:

KPI 4b: Smoking at Delivery

www.pi.nhs.uk/rpnm/lfh_KPI_Evidence_Targets.pdf

NB: KPI 4c: Smoking Cessation: Rates not shown by practice because of small numbers

(CCG Average: 15.8% WM Average: 27.1%)

GP Practice Name	GP Practice Code	KPI 4a: Smoking at Booking				KPI 4b: Smoking at Delivery			
		N	n	%	95% CI	N	n	%	95% CI
WEST MIDLANDS (2011/12 Average)				19.3	18.9 - 19.8			14.3	13.9 - 14.8
WOLVERHAMPTON CCG		4711	1003	21.3	20.1 - 22.5	4680	867	18.5	17.4 - 19.7
80 Tettenhall Road Surgery	M92042	43	6	14.0	6.6 - 27.3	44	6	13.6	6.4 - 26.7
All Saints Surgery	M92035	66	8	12.1	6.3 - 22.1	67	8	11.9	6.2 - 21.8
Ashfield Road Surgery	M92609	97	23	23.7	16.4 - 33.1	95	20	21.1	14.1 - 30.3
Bilston Urban Village Medical Centre	Y02757	67	16	23.9	15.3 - 35.3	68	11	16.2	9.3 - 26.7
Blackhalve Lane Surgery	M92020	56	11	19.6	11.3 - 31.8	55	10	18.2	10.2 - 30.3
Bradley Clinic Practice	M92654	64	18	28.1	18.6 - 40.1	64	15	23.4	14.7 - 35.1
Bradley Medical Centre	M92647	48	11	22.9	13.3 - 36.5	46	10	21.7	12.3 - 35.6
Bushbury Health Centre	M92611	12	4	-	-	12	4	-	-
Caerleon Surgery	M92027	65	16	24.6	15.8 - 36.3	64	14	21.9	13.5 - 33.4
Castlecroft Medical Practice	M92008	164	25	15.2	10.5 - 21.5	160	19	11.9	7.7 - 17.8
Church Street Surgery	M92030	113	50	44.2	35.4 - 53.4	110	41	37.3	28.8 - 46.6
Coalway Road Medical Practice	M92006	95	17	17.9	11.5 - 26.8	92	13	14.1	8.4 - 22.7
Dr Bilas	M92026	76	27	35.5	25.7 - 46.7	76	26	34.2	24.5 - 45.4
Dr Christopher	M92643	115	25	21.7	15.2 - 30.1	114	21	18.4	12.4 - 26.5
Dr Fowler	M92014	33	8	24.2	12.8 - 41.0	33	7	21.2	10.7 - 37.8
Dr George & Dr Rajcholan	M92022	66	23	34.8	24.5 - 46.9	67	20	29.9	20.2 - 41.7
Dr Kanchan	M92642	32	2	6.3	1.7 - 20.1	32	2	6.3	1.7 - 20.1
Dr Khan	M92610	53	13	24.5	14.9 - 37.6	52	13	25.0	15.2 - 38.2
Dr Linnemann	M92039	60	8	13.3	6.9 - 24.2	59	7	11.9	5.9 - 22.5
Dr Mudigonda	M92649	91	27	29.7	21.3 - 39.7	90	22	24.4	16.7 - 34.2
Dr Sharma	M92627	58	9	15.5	8.4 - 26.9	57	6	10.5	4.9 - 21.1
Dr Suryani	M92003	47	12	25.5	15.3 - 39.5	46	9	19.6	10.7 - 33.2
Dr Wariyar	M92017	59	12	20.3	12.0 - 32.3	59	10	16.9	9.5 - 28.5
Drs De Rosa & Williams	M92044	34	6	17.6	8.3 - 33.5	34	3	8.8	3.0 - 23.0
Drs Kharwadkar & Maji	M92629	65	19	29.2	19.6 - 41.2	64	20	31.3	21.2 - 43.4
Drs Pahwa	M92015	85	19	22.4	14.8 - 32.3	84	17	20.2	13.0 - 30.0
Drs Passi & Handa	M92031	190	22	11.6	7.8 - 16.9	190	21	11.1	7.3 - 16.3
Drs Ryan & Bagary	M92638	39	6	15.4	7.2 - 29.7	39	6	15.4	7.2 - 29.7
Duncan Street Primary Care Partnership	M92012	133	24	18.0	12.4 - 25.4	133	20	15.0	10.0 - 22.1
East Park Medical Practice	M92630	90	32	35.6	26.4 - 45.8	92	30	32.6	23.9 - 42.7
Ettingshall Medical Centre	Y02735	15	5	-	-	16	3	-	-
Grove Medical Centre	M92612	65	11	16.9	9.7 - 27.8	66	11	16.7	9.6 - 27.4
Intra Health Limited	Y02636	11	6	-	-	11	4	-	-
Keats Grove Surgery	M92019	154	54	35.1	28.0 - 42.9	156	52	33.3	26.4 - 41.1
Lea Road Medical Practice	M92007	121	20	16.5	11.0 - 24.2	119	19	16.0	10.5 - 23.6
Mayfield Medical Centre	M92040	129	31	24.0	17.5 - 32.1	127	26	20.5	14.4 - 28.3
Newbridge Surgery	M92029	36	3	8.3	2.9 - 21.8	37	2	5.4	1.5 - 17.7
Parkfield Medical Centre	M92024	245	56	22.9	18.0 - 28.5	242	47	19.4	14.9 - 24.9
Penn Manor Medical Practice	M92011	178	15	8.4	5.2 - 13.4	176	9	5.1	2.7 - 9.4
Penn Surgery	M92043	68	10	14.7	8.2 - 25.0	68	8	11.8	6.1 - 21.5
Poplars Medical Centre	M92001	85	27	31.8	22.8 - 42.3	86	24	27.9	19.5 - 38.2
Portobello Medical Practice	M92619	36	11	30.6	18.0 - 46.9	35	10	28.6	16.3 - 45.1
Prestwood Road West Surgery	M92009	232	46	19.8	15.2 - 25.4	233	43	18.5	14.0 - 23.9
Primrose Lane Practice	M92004	50	14	28.0	17.5 - 41.7	50	10	20.0	11.2 - 33.0
Probert Road Surgery	M92041	106	26	24.5	17.3 - 33.5	106	22	20.8	14.1 - 29.4
Ruskin Road Surgery	M92637	36	14	38.9	24.8 - 55.1	36	13	36.1	22.5 - 52.4
Showell Park Health & Walk In Centre	Y02736	33	6	18.2	8.6 - 34.4	33	6	18.2	8.6 - 34.4
Tettenhall Medical Practice	M92010	124	8	6.5	3.3 - 12.2	121	5	4.1	1.8 - 9.3
Tettenhall Road Medical Practice	M92640	48	4	8.3	3.3 - 19.6	48	2	4.2	1.2 - 14.0
The Group Practice Alfred Squire Road	M92002	119	16	13.4	8.4 - 20.7	117	13	11.1	6.6 - 18.1
Thornley Street Medical Centre	M92028	52	4	7.7	3.0 - 18.2	52	4	7.7	3.0 - 18.2
Tudor Medical Centre	M92016	83	22	26.5	18.2 - 36.9	82	18	22.0	14.4 - 32.1
Wellington Road Surgery	M92036	68	30	44.1	32.9 - 55.9	68	28	41.2	30.3 - 53.0
Whitmore Reans Medical Practice	M92607	252	31	12.3	8.8 - 16.9	252	29	11.5	8.1 - 16.0
Woden Road Surgery	M92013	149	34	22.8	16.8 - 30.2	145	28	19.3	13.7 - 26.5

* Rates for practices with N<25 not calculated

Key Performance Indicators - Wolverhampton CCG

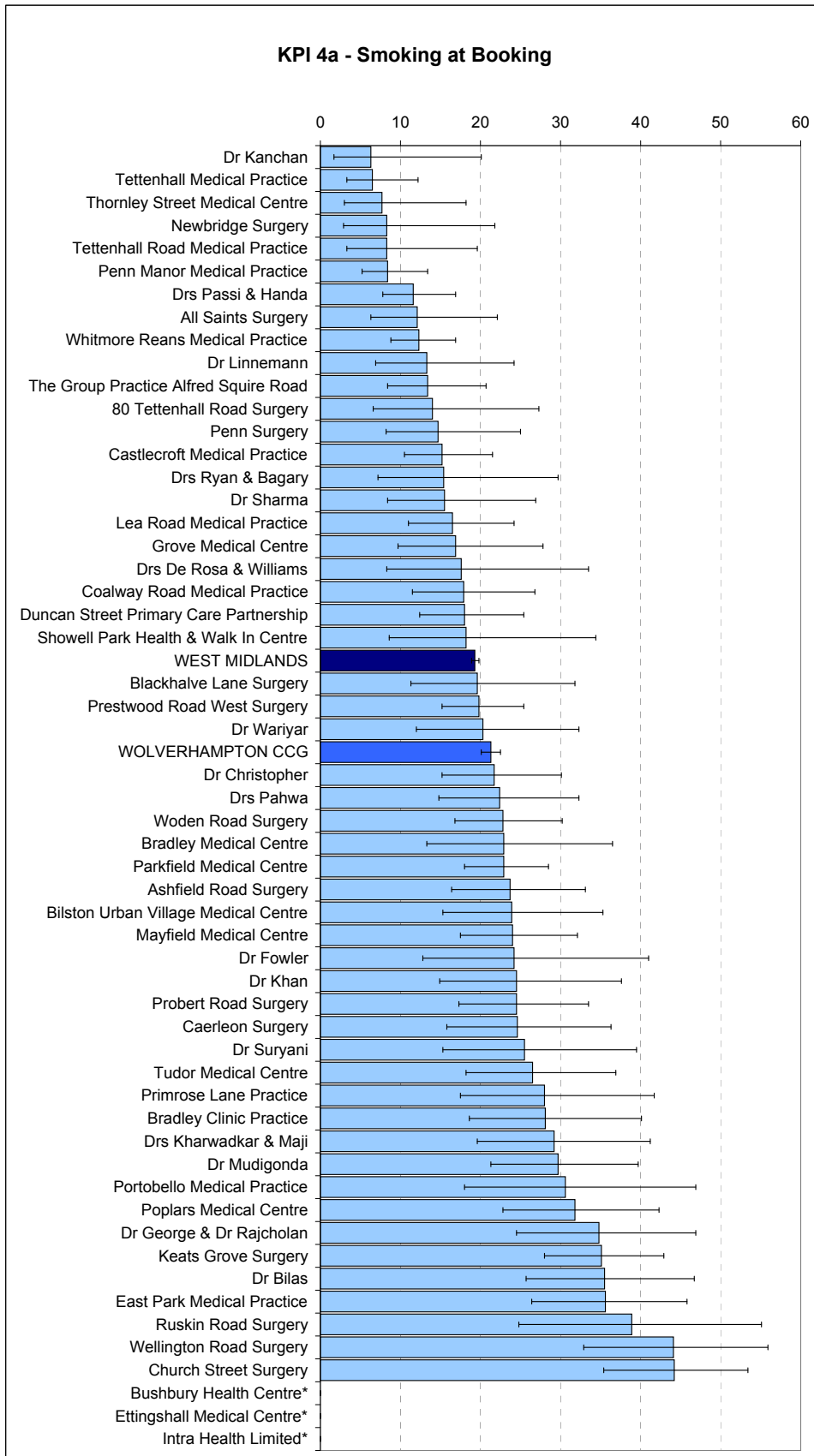
Data Source: PEER, West Midlands Perinatal Institute
 Data Period: 1 July 2009 - 15 August 2012



KPI 4a - Smoking at Booking
 KPI 4b: Smoking at Delivery

KPI definitions and targets:
www.pi.nhs.uk/rpnm/lfh/KPI_Evidence_Targets.pdf

NB: KPI 4c: Smoking Cessation: Rates not shown by practice due to small numbers
 (CCG Average: 15.8% WM Average: 27.1%)



* Rates not displayed for practices with N<25

Key Performance Indicators - Wolverhampton CCG

Data Source: PEER, West Midlands Perinatal Institute

Data Period: 1 July 2009 - 15 August 2012

KPI 4a - Smoking at Booking

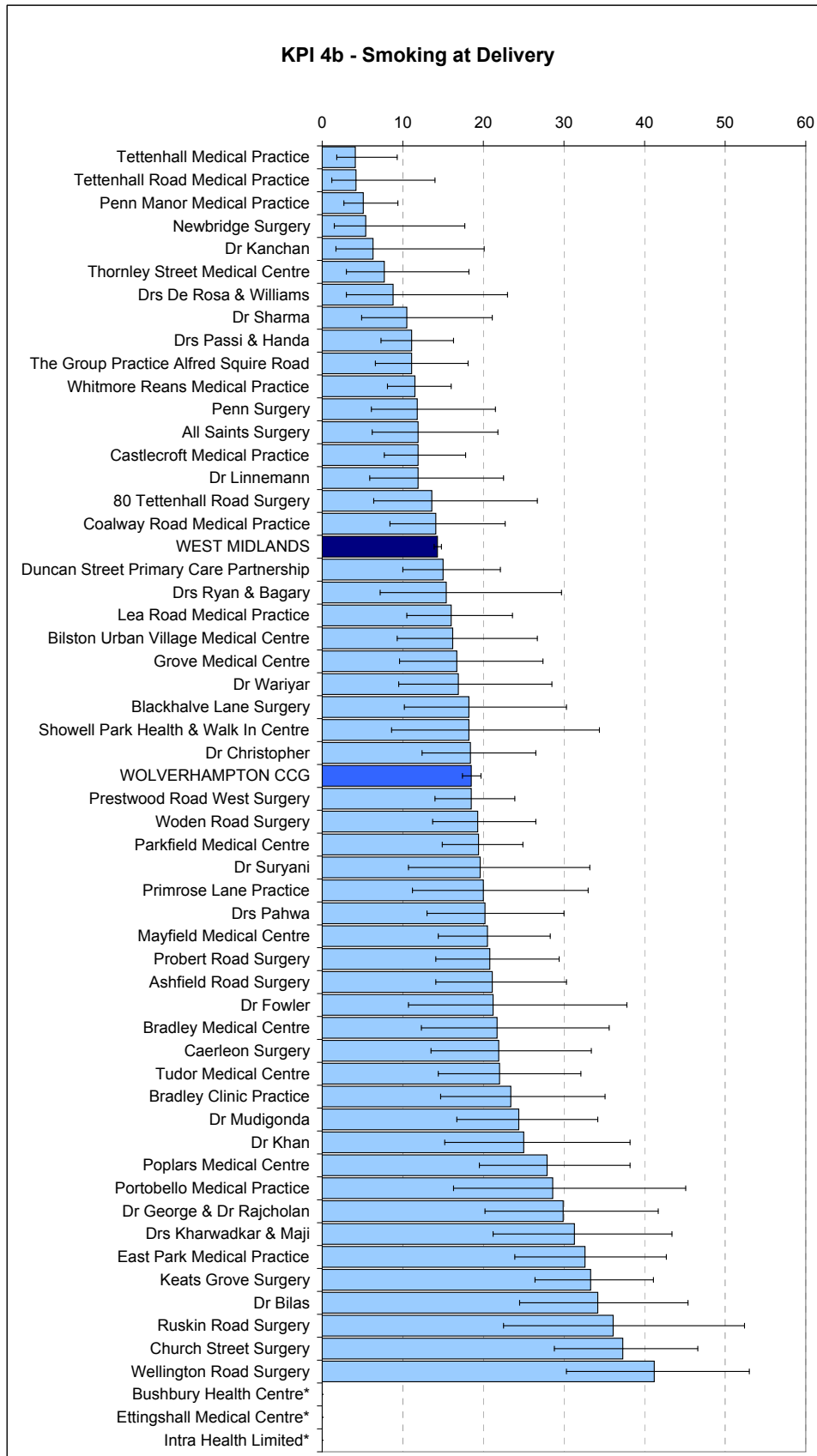
KPI 4b: Smoking at Delivery

NB: KPI 4c: Smoking Cessation: Rates not shown by practice due to small numbers

(CCG Average: 15.8% WM Average: 27.1%)

KPI definitions and targets:

www.pi.nhs.uk/rpnm/lfh/KPI_Evidence_Targets.pdf



* Rates not displayed for practices with N<25

Key Performance Indicators - Wolverhampton CCG

Data Source: PEER, West Midlands Perinatal Institute (Data Period: 1 July 2009 - 15 August 2012)

KPI 3a: Prevalence of IUGR at birth

KPI definitions and targets:

KPI 5: Breastfeeding Initiation < 48 Hrs

www.pi.nhs.uk/rpnm/lfh_KPI_Evidence_Targets.pdf

NB: KPI 3b: Antenatal Detection of IUGR: Rates not shown by practice because of small numbers
(CCG Average: 12.8% WM Average: 31.8%)



GP Practice Name	GP Practice Code	KPI 3a: Intrauterine Growth Restriction (IUGR) at birth (cust cent <10)				KPI 5: Breastfeeding Initiation < 48 Hrs			
		N	n	%	95% CI	N	n	%	95% CI
WEST MIDLANDS (2011/12 Average)				13.8	13.4 - 14.2			60.5	59.9 - 61.1
WOLVERHAMPTON CCG		4366	649	14.9	13.8 - 16.0	4495	2628	58.5	57.0 - 59.9
80 Tettenhall Road Surgery	M92042	44	5	11.4	5.0 - 24.0	42	35	83.3	69.4 - 91.7
All Saints Surgery	M92035	61	10	16.4	9.2 - 27.6	63	39	61.9	49.6 - 72.9
Ashfield Road Surgery	M92609	94	14	14.9	9.1 - 23.5	95	49	51.6	41.7 - 61.4
Bilston Urban Village Medical Centre	Y02757	65	6	9.2	4.3 - 18.7	63	30	47.6	35.8 - 59.7
Blackhalve Lane Surgery	M92020	64	6	11.1	5.2 - 22.2	53	28	52.8	39.7 - 65.6
Bradley Clinic Practice	M92654	50	8	13.3	6.9 - 24.2	60	28	46.7	34.6 - 59.1
Bradley Medical Centre	M92647	43	3	7.0	2.4 - 18.6	41	13	31.7	19.6 - 47.0
Bushbury Health Centre	M92611	12	2	-	-	12	2	-	-
Caerleon Surgery	M92027	54	6	11.1	5.2 - 22.2	60	34	56.7	44.1 - 68.4
Castlecroft Medical Practice	M92008	142	16	11.3	7.1 - 17.5	153	111	72.5	65.0 - 79.0
Church Street Surgery	M92030	92	23	25.0	17.3 - 34.7	106	44	41.5	32.6 - 51.0
Coalway Road Medical Practice	M92006	93	11	11.8	6.7 - 19.9	94	63	67.0	57.0 - 75.7
Dr Bilas	M92026	71	11	15.5	8.9 - 25.7	69	33	47.8	36.5 - 59.4
Dr Christopher	M92643	110	13	11.8	7.0 - 19.2	109	80	73.4	64.4 - 80.8
Dr Fowler	M92014	33	8	24.2	12.8 - 41.0	32	21	65.6	48.3 - 79.6
Dr George & Dr Rajcholan	M92022	65	11	16.9	9.7 - 27.8	63	32	50.8	38.8 - 62.7
Dr Kanchan	M92642	32	4	12.5	5.0 - 28.1	31	22	71.0	53.4 - 83.9
Dr Khan	M92610	51	13	25.5	15.5 - 38.9	52	19	36.5	24.8 - 50.1
Dr Linnemann	M92039	57	9	15.8	8.5 - 27.4	59	28	47.5	35.3 - 60.0
Dr Mudigonda	M92649	81	13	16.0	9.6 - 25.5	85	43	50.6	40.2 - 61.0
Dr Sharma	M92627	52	11	21.2	12.2 - 34.0	53	30	56.6	43.3 - 69.0
Dr Suryani	M92003	44	5	11.4	5.0 - 24.0	45	16	35.6	23.2 - 50.2
Dr Wariyar	M92017	53	8	15.1	7.9 - 27.1	57	32	56.1	43.3 - 68.2
Drs De Rosa & Williams	M92044	29	1	3.4	0.6 - 17.2	33	21	63.6	46.6 - 77.8
Drs Khanwadkar & Maji	M92629	63	12	19.0	11.2 - 30.4	64	28	43.8	32.3 - 55.9
Drs Pahwa	M92015	81	9	11.1	6.0 - 19.8	85	41	48.2	37.9 - 58.7
Drs Passi & Handa	M92031	183	36	19.7	14.6 - 26.0	183	134	73.2	66.4 - 79.1
Drs Ryan & Bagary	M92638	38	3	7.9	2.7 - 20.8	37	16	43.2	28.7 - 59.1
Duncan Street Primary Care Partnership	M92012	127	17	13.4	8.5 - 20.4	130	95	73.1	64.9 - 80.0
East Park Medical Practice	M92630	76	16	21.1	13.4 - 31.5	87	32	36.8	27.4 - 47.3
Ettingshall Medical Centre	Y02735	14	0	-	-	14	8	-	-
Grove Medical Centre	M92612	64	13	20.3	12.3 - 31.7	63	39	61.9	49.6 - 72.9
Intra Health Limited	Y02636	11	4	-	-	8	7	-	-
Keats Grove Surgery	M92019	151	30	19.9	14.3 - 26.9	154	60	39.0	31.6 - 46.8
Lea Road Medical Practice	M92007	115	19	16.5	10.8 - 24.4	119	80	67.2	58.4 - 75.0
Mayfield Medical Centre	M92040	125	17	13.6	8.7 - 20.7	125	72	57.6	48.8 - 65.9
Newbridge Surgery	M92029	36	4	11.1	4.4 - 25.3	36	29	80.6	65.0 - 90.2
Parkfield Medical Centre	M92024	215	36	16.7	12.3 - 22.3	218	123	56.4	49.8 - 62.8
Penn Manor Medical Practice	M92011	136	11	8.1	4.6 - 13.9	159	116	73.0	65.6 - 79.3
Penn Surgery	M92043	65	12	18.5	10.9 - 29.6	62	39	62.9	50.5 - 73.8
Poplars Medical Centre	M92001	84	12	14.3	8.4 - 23.3	84	41	48.8	38.4 - 59.3
Portobello Medical Practice	M92619	31	7	22.6	11.4 - 39.8	35	11	31.4	18.6 - 48.0
Prestwood Road West Surgery	M92009	223	23	10.3	7.0 - 15.0	231	134	58.0	51.6 - 64.2
Primrose Lane Practice	M92004	47	9	19.1	10.4 - 32.5	47	20	42.6	29.5 - 56.7
Probert Road Surgery	M92041	101	15	14.9	9.2 - 23.1	99	59	59.6	49.7 - 68.7
Ruskin Road Surgery	M92637	34	5	14.7	6.4 - 30.1	36	15	41.7	27.1 - 57.8
Showell Park Health & Walk In Centre	Y02736	31	5	16.1	7.1 - 32.6	31	18	58.1	40.8 - 73.6
Tettenhall Medical Practice	M92010	122	8	6.6	3.4 - 12.4	115	87	75.7	67.1 - 82.6
Tettenhall Road Medical Practice	M92640	47	9	19.1	10.4 - 32.5	45	30	66.7	52.1 - 78.6
The Group Practice Alfred Squire Road	M92002	113	11	9.7	5.5 - 16.6	120	71	59.2	50.2 - 67.5
Thornley Street Medical Centre	M92028	52	7	13.5	6.7 - 25.3	49	38	77.6	64.1 - 87.0
Tudor Medical Centre	M92016	78	11	14.1	8.1 - 23.5	81	52	64.2	53.3 - 73.8
Wellington Road Surgery	M92036	68	14	20.6	12.7 - 31.6	66	37	56.1	44.1 - 67.4
Whitmore Reans Medical Practice	M92607	222	33	14.9	10.8 - 20.1	242	158	65.3	59.1 - 71.0
Woden Road Surgery	M92013	121	24	19.8	13.7 - 27.8	140	85	60.7	52.4 - 68.4

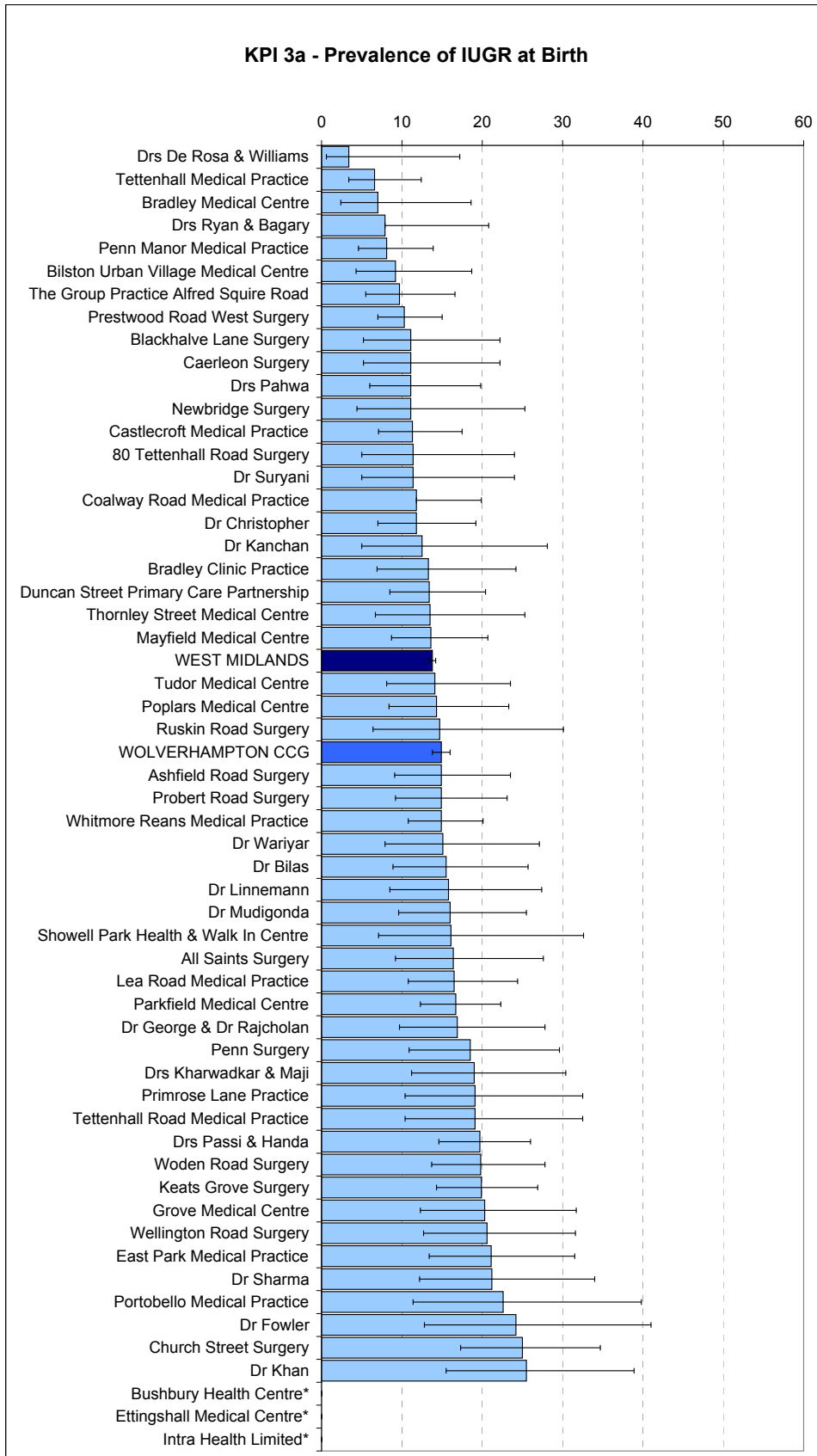
* Rates for practices with N<25 not calculated

Key Performance Indicators - Wolverhampton CCG

Data Source: PEER, West Midlands Perinatal Institute
 Data Period: 1 July 2009 - 15 August 2012



KPI 3a: Prevalence of IUGR at birth KPI definitions and targets:
 KPI 5: Breastfeeding Initiation < 48 Hrs www.pi.nhs.uk/rpnm/lfh/KPI_Evidence_Targets.pdf
 NB: KPI 3b: Antenatal Detection of IUGR: Rates not shown by practice due to small numbers
 (CCG Average: 12.8% WM Average: 31.8%)



* Rates not displayed for practices with N<25

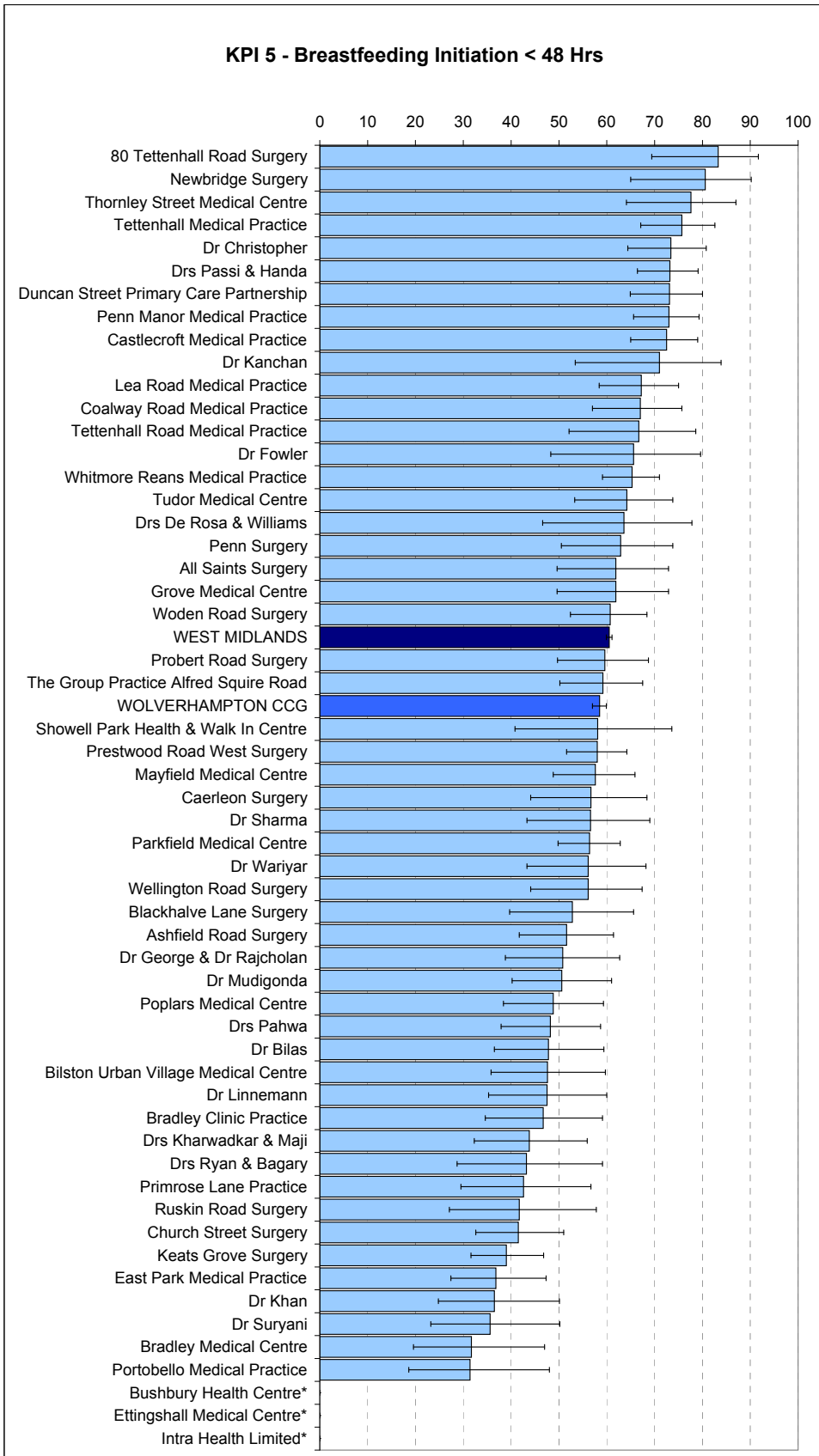
Key Performance Indicators - Wolverhampton CCG

Data Source: PEER, West Midlands Perinatal Institute
 Data Period: 1 July 2009 - 15 August 2012



KPI 3a: Prevalence of IUGR at birth
 KPI 5: Breastfeeding Initiation < 48 Hrs
 NB: KPI 3b: Antenatal Detection of IUGR: Rates not shown by practice due to small numbers
 (CCG Average: 12.8% WM Average: 31.8%)

KPI definitions and targets:
www.pi.nhs.uk/rpnm/lfh/KPI_Evidence_Targets.pdf



* Rates not displayed for practices with N<25