

Key Performance Indicators - Wyre Forest CCG

Data Source: PEER, West Midlands Perinatal Institute (Data Period: 1 July 2009 - 15 August 2012)

KPI 1: Early Booking
KPI 2: Continuity of Carer

KPI definitions and targets:
www.pi.nhs.uk/rpnm/lfh_KPI_Evidence_Targets.pdf



GP Practice Name	GP Practice Code	KPI 1a: Completed Assessment < 13 Weeks				KPI 2: Continuity of Carer ^a			
		N	n	%	95% CI	N	n	%	95% CI
WEST MIDLANDS (2011/12 Average)				89.6	89.2 - 89.9			79.2	78.7 - 79.6
WYRE FOREST CCG		962	871	90.5	88.5 - 92.2	241	135	56.0	49.7 - 62.1
Aylmer Lodge Surgery	M81068	102	96	94.1	87.8 - 97.3	23	11	-	-
Bewdley Medical Centre	M81057	92	85	92.4	85.1 - 96.3	23	18	-	-
Chaddesley Surgery	M81090	12	10	-	-	3	2	-	-
Cookley Surgery	M81606	17	15	-	-	5	4	-	-
Forest Glades Medical Ctr	M81010	88	81	92.0	84.5 - 96.1	20	14	-	-
Hagley Surgery	M81027	46	37	80.4	66.8 - 89.3	22	16	-	-
Kidderminster Health Centre	M81065	95	83	87.4	79.2 - 92.6	18	8	-	-
Northumberland House Surgery	M81005	127	112	88.2	81.4 - 92.7	30	16	53.3	36.1 - 69.8
Stanmore House Surgery	M81015	59	52	88.1	77.5 - 94.1	18	5	-	-
Stourport Health Centre	M81073	53	52	98.1	90.1 - 99.7	13	6	-	-
The Church Street Practice	M81056	139	129	92.8	87.3 - 96.0	30	14	46.7	30.2 - 63.9
Wolverley Surgery	M81608	24	20	-	-	5	3	-	-
York House Medical Ctr.	M81040	108	99	91.7	84.9 - 95.6	31	18	58.1	40.8 - 73.6

* Rates for practices with N<25 not calculated

^a From Sept. 2010 only, with definition of 'continuity' including 2 midwives

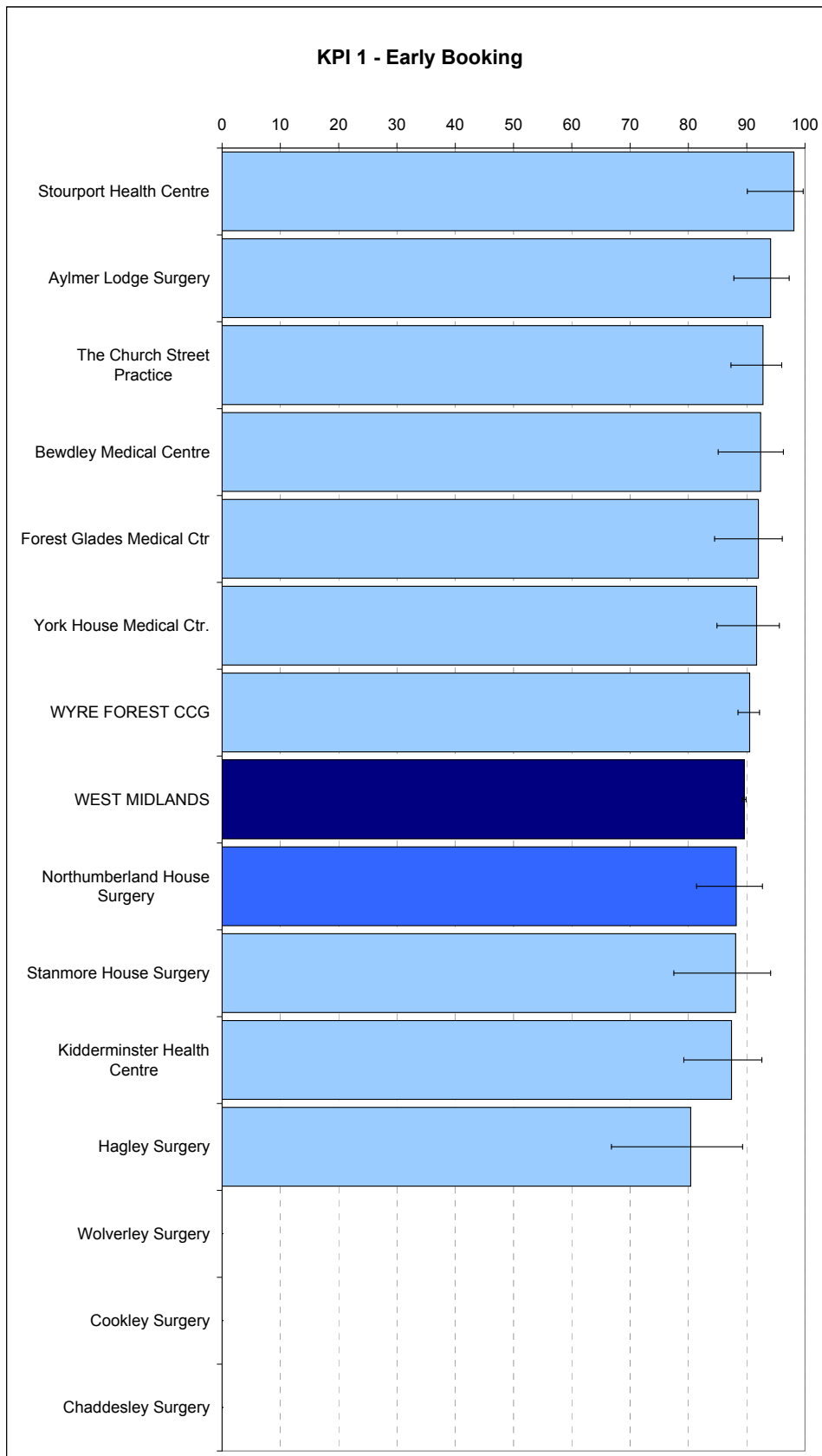
Key Performance Indicators - Wyre Forest CCG

Data Source: PEER, West Midlands Perinatal Institute
 Data Period: 1 July 2009 - 15 August 2012



KPI 1: Early Booking
 KPI 2: Continuity of Carer

KPI definitions and targets:
www.pi.nhs.uk/rpnm/lfh_KPI_Evidence_Targets.pdf



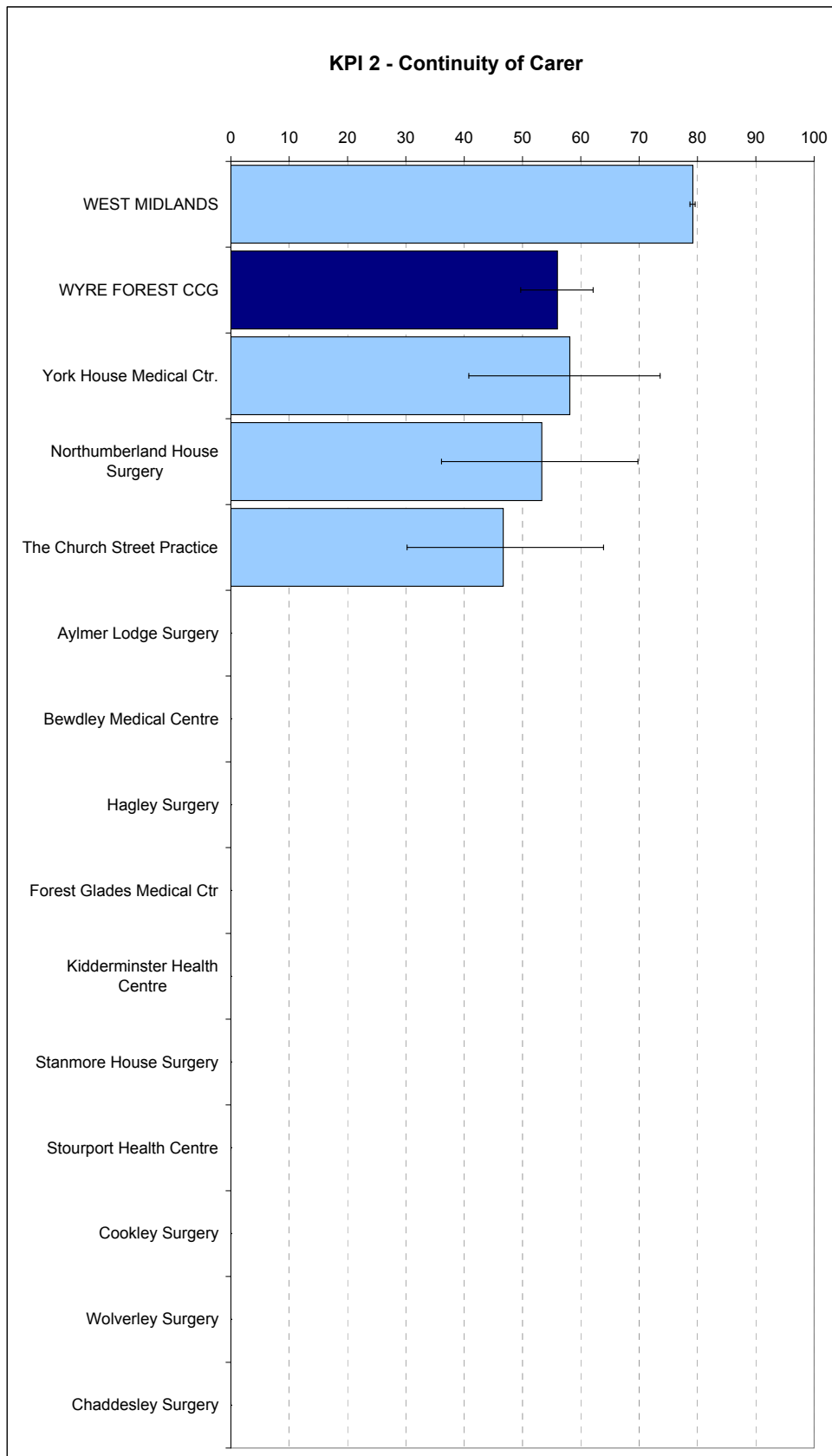
* Rates not displayed for practices with N<25

Key Performance Indicators - Wyre Forest CCG

Data Source: PEER, West Midlands Perinatal Institute
 Data Period: 1 July 2009 - 15 August 2012

KPI 1: Early Booking
 KPI 2: Continuity of Carer

KPI definitions and targets:
www.pi.nhs.uk/rpnm/lfh_KPI_Evidence_Targets.pdf



* Rates not displayed for practices with N<25

Key Performance Indicators - Wyre Forest CCG

Data Source: PEER, West Midlands Perinatal Institute (Data Period: 1 July 2009 - 15 August 2012)

KPI 4a - Smoking at Booking

KPI definitions and targets:

KPI 4b: Smoking at Delivery

www.pi.nhs.uk/rpnm/lfh/KPI_Evidence_Targets.pdf

NB: KPI 4c: Smoking Cessation: Rates not shown by practice because of small numbers

(CCG Average: 24.2% WM Average: 27.1%)



GP Practice Name	GP Practice Code	KPI 4a: Smoking at Booking				KPI 4b: Smoking at Delivery			
		N	n	%	95% CI	N	n	%	95% CI
WEST MIDLANDS (2011/12 Average)				19.3	18.9 - 19.8			14.3	13.9 - 14.8
WYRE FOREST CCG		969	222	22.9	20.4 - 25.7	850	149	17.5	15.1 - 20.2
Aylmer Lodge Surgery	M81068	102	16	15.7	9.9 - 24.0	91	11	12.1	6.9 - 20.4
Bewdley Medical Centre	M81057	92	10	10.9	6.0 - 18.9	81	5	6.2	2.7 - 13.6
Chaddesley Surgery	M81090	12	1	*	*	10	1	*	*
Cookley Surgery	M81606	17	0	*	*	17	1	*	*
Forest Glades Medical Ctr	M81010	89	28	31.5	22.8 - 41.7	73	17	23.3	15.1 - 34.2
Hagley Surgery	M81027	45	5	11.1	4.8 - 23.5	41	3	7.3	2.5 - 19.4
Kidderminster Health Centre	M81065	97	39	40.2	31.0 - 50.2	79	23	29.1	20.3 - 39.9
Northumberland House Surgery	M81005	129	38	29.5	22.3 - 37.8	115	26	22.6	15.9 - 31.1
Stanmore House Surgery	M81015	59	11	18.6	10.7 - 30.4	52	5	9.6	4.2 - 20.6
Stourport Health Centre	M81073	54	7	13.0	6.4 - 24.4	48	7	14.6	7.2 - 27.2
The Church Street Practice	M81056	141	37	26.2	19.7 - 34.1	128	28	21.9	15.6 - 29.8
Wolverley Surgery	M81608	24	2	*	*	21	1	*	*
York House Medical Ctr.	M81040	108	28	25.9	18.6 - 34.9	94	21	22.3	15.1 - 31.8

* Rates for practices with N<25 not calculated

Key Performance Indicators - Wyre Forest CCG

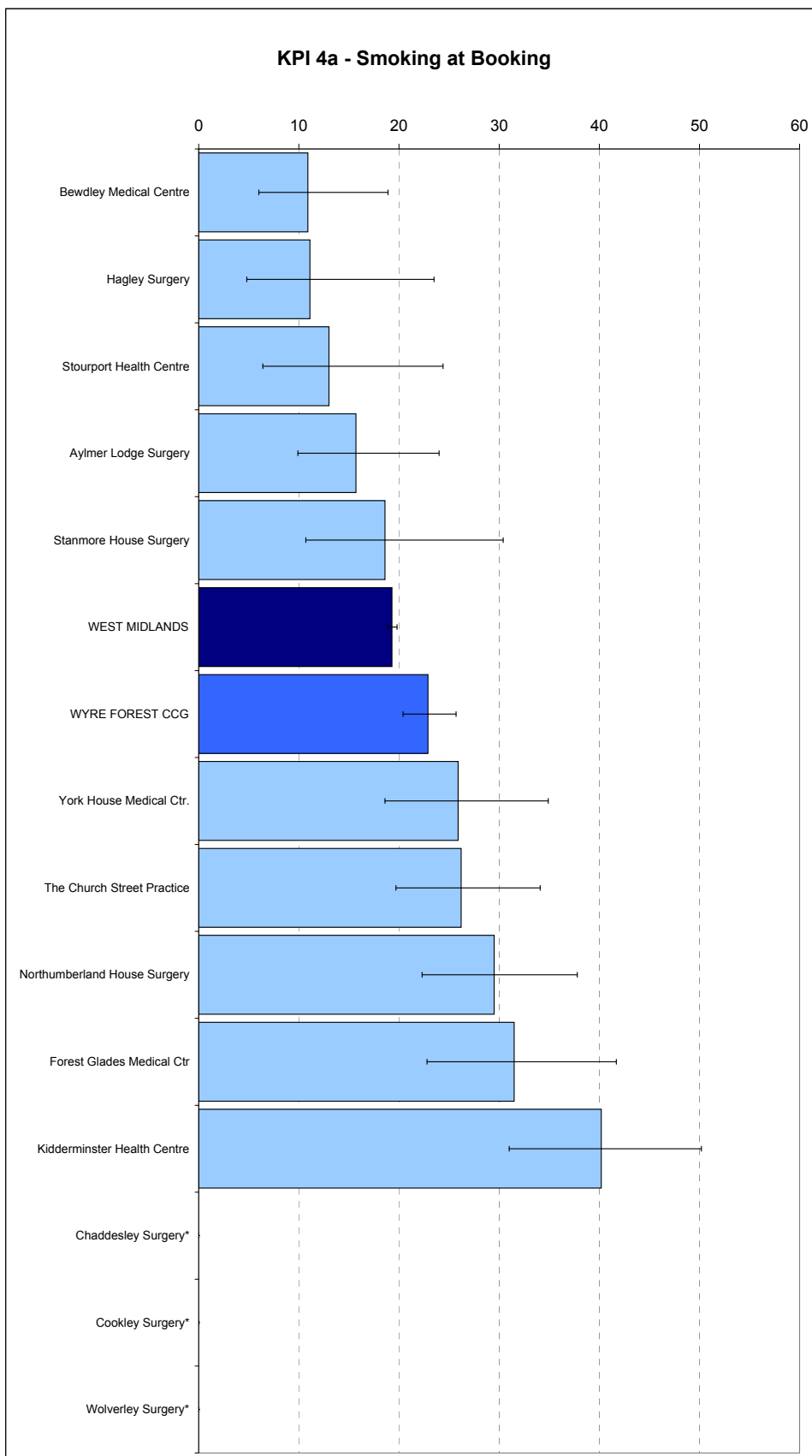
Data Source: PEER, West Midlands Perinatal Institute
 Data Period: 1 July 2009 - 15 August 2012



KPI 4a - Smoking at Booking
 KPI 4b: Smoking at Delivery

KPI definitions and targets:
www.pi.nhs.uk/rpnm/lfh/KPI_Evidence_Targets.pdf

NB: KPI 4c: Smoking Cessation: Rates not shown by practice due to small numbers
 (CCG Average: 24.2% WM Average: 27.1%)



* Rates not displayed for practices with N<25

Key Performance Indicators - Wyre Forest CCG

Data Source: PEER, West Midlands Perinatal Institute

Data Period: 1 July 2009 - 15 August 2012

KPI 4a - Smoking at Booking

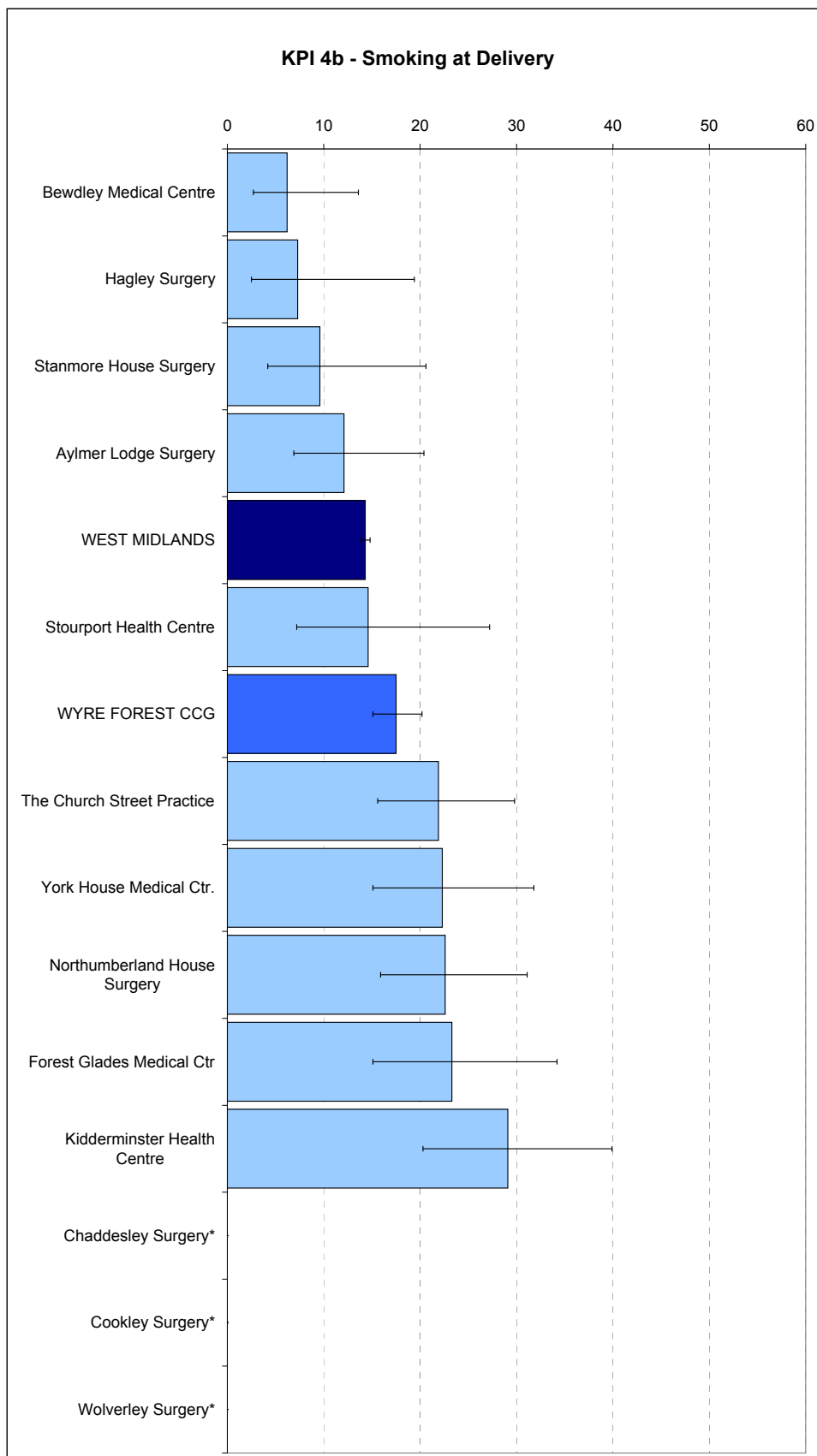
KPI 4b: Smoking at Delivery

NB: KPI 4c: Smoking Cessation: Rates not shown by practice due to small numbers

(CCG Average: 24.2% WM Average: 27.1%)

KPI definitions and targets:

www.pi.nhs.uk/rpnm/lfh_KPI_Evidence_Targets.pdf



* Rates not displayed for practices with N<25

Key Performance Indicators - Wyre Forest CCG

Data Source: PEER, West Midlands Perinatal Institute (Data Period: 1 July 2009 - 15 August 2012)

KPI 3a: Prevalence of IUGR at birth

KPI definitions and targets:

KPI 5: Breastfeeding Initiation < 48 Hrs

www.pi.nhs.uk/rpnm/lfH_KPI_Evidence_Targets.pdf

NB: KPI 3b: Antenatal Detection of IUGR: Rates not shown by practice because of small numbers

(CCG Average: 23.6% WM Average: 31.8%)



GP Practice Name	GP Practice Code	KPI 3a: Intrauterine Growth Restriction (IUGR) at birth (cust cent <10)				KPI 5: Breastfeeding Initiation < 48 Hrs			
		N	n	%	95% CI	N	n	%	95% CI
WEST MIDLANDS (2011/12 Average)		930	115	13.8	13.4 - 14.2			60.5	59.9 - 61.1
WYRE FOREST CCG				12.4	10.4 - 14.6	805	511	63.5	60.1 - 66.7
Aylmer Lodge Surgery	M81068	98	16	16.3	10.3 - 24.9	87	59	67.8	57.4 - 76.7
Bewdley Medical Centre	M81057	88	9	10.2	5.5 - 18.3	74	56	75.7	64.8 - 84.0
Chaddesley Surgery	M81090	12	1	*	*	11	9	*	*
Cookley Surgery	M81606	16	3	*	*	16	13	*	*
Forest Glades Medical Ctr	M81010	82	16	19.5	12.4 - 29.4	75	42	56.0	44.7 - 66.7
Hagley Surgery	M81027	44	6	13.6	6.4 - 26.7	34	29	85.3	69.9 - 93.6
Kidderminster Health Centre	M81065	92	15	16.3	10.1 - 25.2	78	46	59.0	47.9 - 69.2
Northumberland House Surgery	M81005	125	16	12.8	8.0 - 19.8	110	57	51.8	42.6 - 60.9
Stanmore House Surgery	M81015	57	4	7.0	2.8 - 16.7	49	34	69.4	55.5 - 80.5
Stourport Health Centre	M81073	53	3	5.7	1.9 - 15.4	48	27	56.3	42.3 - 69.3
The Church Street Practice	M81056	133	15	11.3	7.0 - 17.8	118	73	61.9	52.9 - 70.1
Wolverley Surgery	M81608	24	1	*	*	18	13	*	*
York House Medical Ctr.	M81040	106	10	9.4	5.2 - 16.5	87	53	60.9	50.4 - 70.5

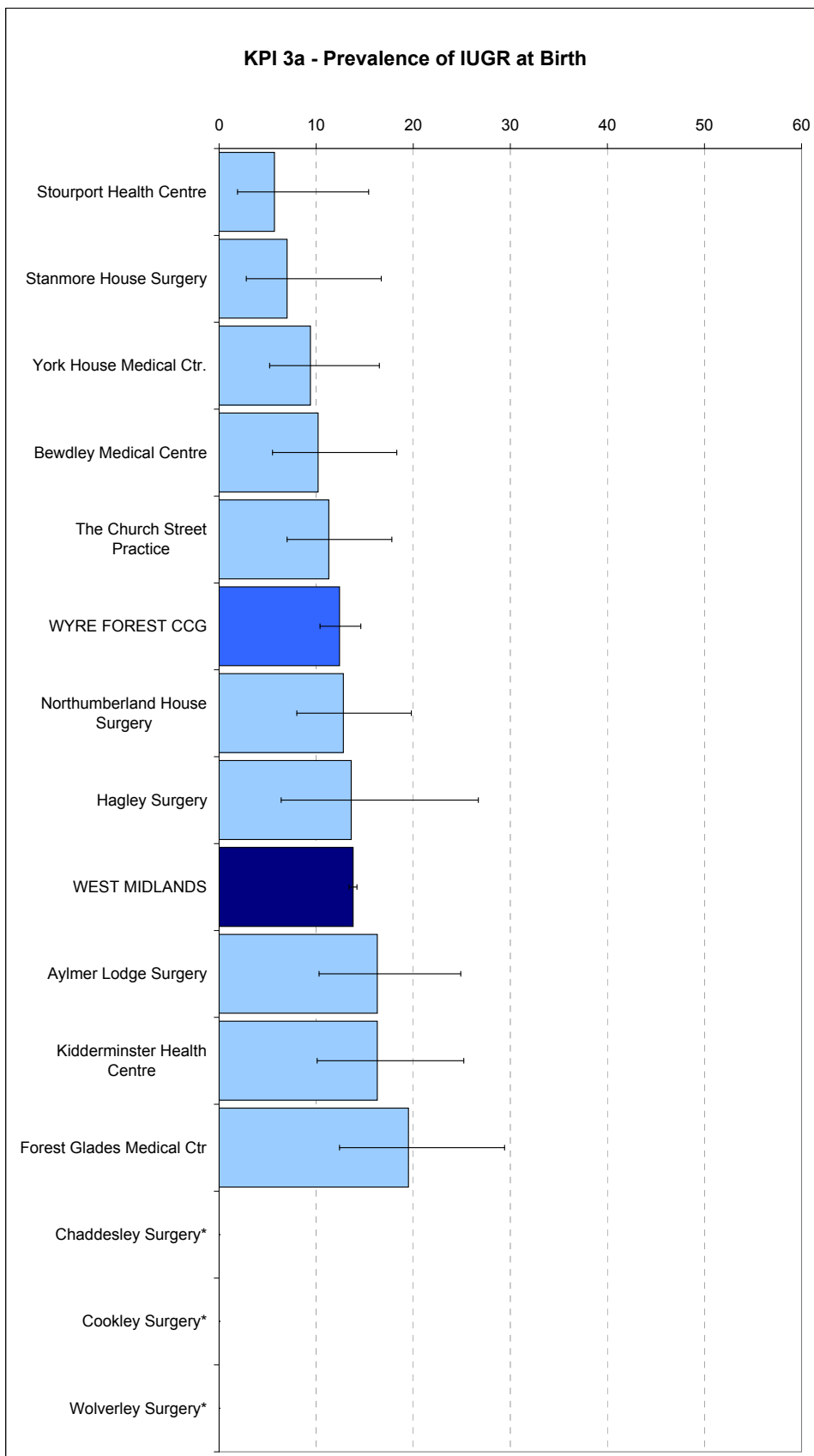
* Rates for practices with N<25 not calculated

Key Performance Indicators - Wyre Forest CCG

Data Source: PEER, West Midlands Perinatal Institute
 Data Period: 1 July 2009 - 15 August 2012



KPI 3a: Prevalence of IUGR at birth KPI definitions and targets:
 KPI 5: Breastfeeding Initiation < 48 Hrs www.pi.nhs.uk/rpnm/lfh/KPI_Evidence_Targets.pdf
 NB: KPI 3b: Antenatal Detection of IUGR: Rates not shown by practice due to small numbers
 (CCG Average: 23.6% WM Average: 31.8%)



* Rates not displayed for practices with N<25

Key Performance Indicators - Wyre Forest CCG

Data Source: PEER, West Midlands Perinatal Institute

Data Period: 1 July 2009 - 15 August 2012

KPI 3a: Prevalence of IUGR at birth

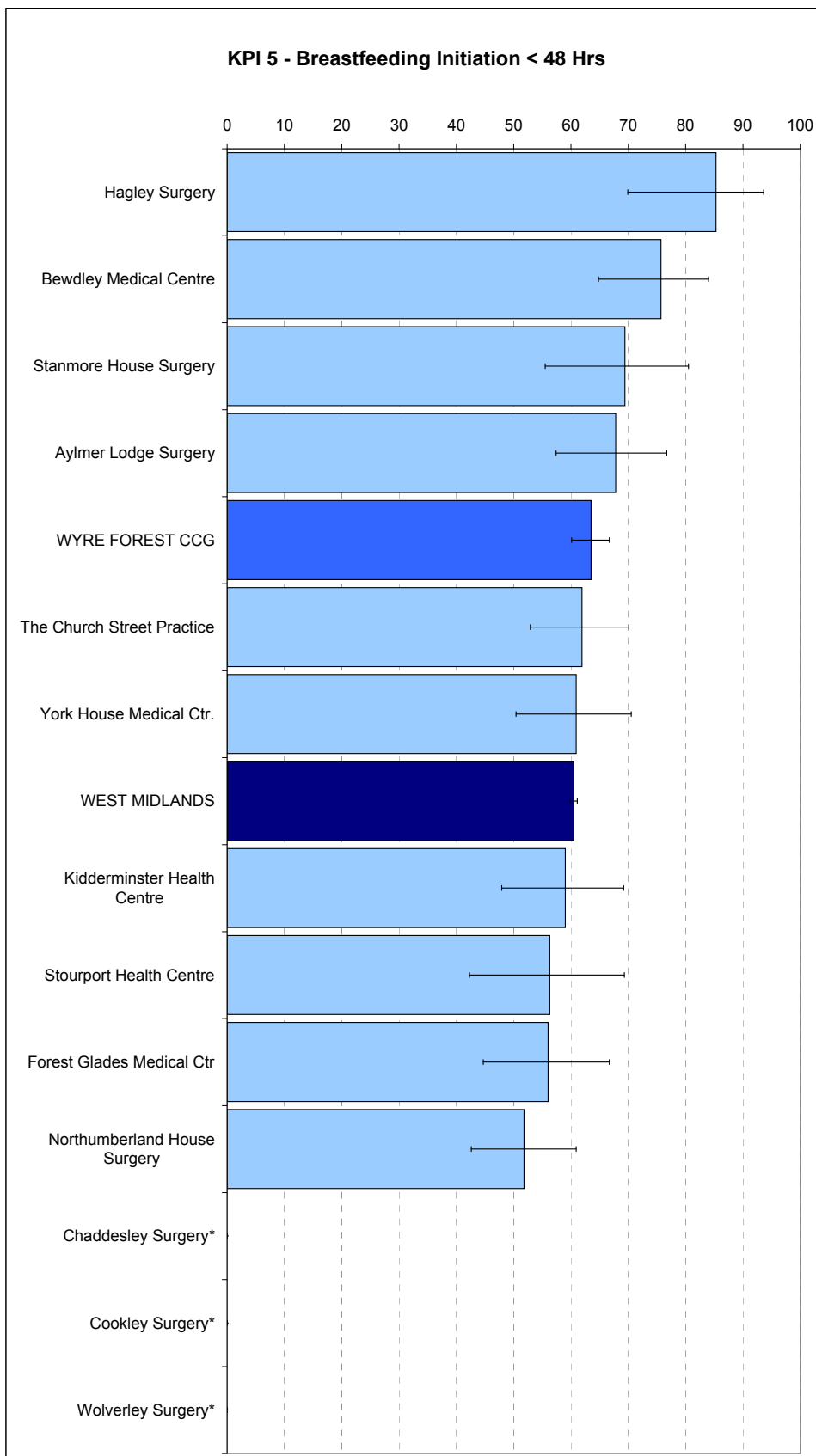
KPI definitions and targets:

KPI 5: Breastfeeding Initiation < 48 Hrs

www.pi.nhs.uk/rpnm/lfh_KPI_Evidence_Targets.pdf

NB: KPI 3b: Antenatal Detection of IUGR: Rates not shown by practice due to small numbers

(CCG Average: 23.6% WM Average: 31.8%)



* Rates not displayed for practices with N<25